



(Please scan this QR code to view the RHP)

**RED HERRING PROSPECTUS**  
Dated September 23, 2022  
Please read section 32 of the Companies Act, 2013  
**100% Book Built Offer**



## ELECTRONICS MART INDIA LIMITED

**CORPORATE IDENTITY NUMBER: U52605TG2018PLC126593**

REGISTERED OFFICE	CORPORATE OFFICE	CONTACT PERSON	WEBSITE	EMAIL	TELEPHONE
D. No: 6-1-91, Shop No. 10, Ground Floor, Next to Telephone Bhavan, Secretariat Road, Saifabad, Hyderabad – 500 004, Telangana, India	6-3-666/A1 to 7, 3rd and 4th Floors, Opposite NIMS Hospital, Punjagutta Main Road, Hyderabad – 500 082 Telangana, India	<b>Rajiv Kumar</b> Company Secretary and Compliance Officer	www.electronicmartindia.com	cs@bajajelectronics.in	+91 40-2324 2512

### PROMOTERS OF OUR COMPANY: PAVAN KUMAR BAJAJ AND KARAN BAJAJ

### DETAILS OF THE ISSUE

TYPE	FRESH ISSUE SIZE	TOTAL ISSUE SIZE	ELIGIBILITY AND SHARE RESERVATION AMONG QIBS, NIBS AND RIBS
Fresh Issue	Fresh Issue of up to [●] Equity Shares aggregating up to ₹ 5,000.00 million	Aggregating up to ₹ 5,000.00 million	Our Company is eligible for the Issue in accordance with Regulation 6(1) of the SEBI ICDR Regulations. For details in relation to share reservation among QIBs, NIBs and RIBs, see “Issue Structure” on page 341.

### RISKS IN RELATION TO THE FIRST OFFER

The face value of the Equity Shares is ₹ 10 each. The Floor Price, Cap Price and Issue Price (determined by our Company in consultation with the BRLMs and on the basis of the assessment of market demand for the Equity Shares by way of the Book Building Process, as stated under ‘Basis for Issue Price’ on page 101), should not be considered to be indicative of the market price of the Equity Shares after the Equity Shares are listed. No assurance can be given regarding an active or sustained trading in the Equity Shares nor regarding the price at which the Equity Shares will be traded after listing.

### GENERAL RISK

Investments in equity and equity-related securities involve a degree of risk and investors should not invest any funds in the Issue unless they can afford to take the risk of losing their entire investment. Investors are advised to read the risk factors carefully before taking an investment decision in the Issue. For taking an investment decision, investors must rely on their own examination of our Company and the Issue, including the risks involved. The Equity Shares in the Issue have not been recommended or approved by the Securities and Exchange Board of India (“SEBI”), nor does SEBI guarantee the accuracy or adequacy of the contents of this Red Herring Prospectus. Specific attention of the investors is invited to “Risk Factors” on page 27.

### OUR COMPANY’S ABSOLUTE RESPONSIBILITY

Our Company, having made all reasonable inquiries, accepts responsibility for and confirms that this Red Herring Prospectus contains all information with regard to our Company and the Issue, which is material in the context of the Issue, that the information contained in this Red Herring Prospectus is true and correct in all material aspects and is not misleading in any material respect, that the opinions and intentions expressed herein are honestly held and that there are no other facts, the omission of which makes this Red Herring Prospectus as a whole or any of such information or the expression of any such opinions or intentions misleading in any material respect.

### LISTING

The Equity Shares, once offered through this Red Herring Prospectus are proposed to be listed on the Stock Exchanges. Our Company has received ‘in-principle’ approvals from BSE and NSE for listing the Equity Shares pursuant to letters dated October 7, 2021 and October 6, 2021, respectively. For the purposes of the Issue, the Designated Stock Exchange shall be NSE.

### DETAILS OF THE BOOK RUNNING LEAD MANAGERS

Names and Logos of the BRLMs	Contact Person	E-mail and Telephone
<b>Anand Rathi Advisors Limited</b> 	Sumeet Lath / Shikha Jain	<b>Telephone:</b> + 91 22 6626 6745 <b>Email:</b> emil.ipo@rathi.com
<b>IIFL Securities Limited</b> 	Shirish Chikalge / Mukesh Garg	<b>Telephone:</b> +91 22 4646 4728 <b>Email:</b> emil.ipo@iiflcap.com
<b>JM Financial Limited</b> 	Prachee Dhuri	<b>Telephone:</b> +91 22 6630 3030 <b>Email:</b> emil.ipo@jmfl.com

### DETAILS OF THE REGISTRAR TO THE ISSUE

Name of the Registrar	Contact Person	Email and Telephone
	M Murali Krishna	<b>Telephone:</b> +91 40 6716 2222 <b>E-mail:</b> emil.ipo@kfintech.com

### BID/ISSUE PROGRAMME

ANCHOR INVESTOR BID / ISSUE PERIOD	Monday, October 3, 2022*	BID/ ISSUE OPENS ON	Tuesday, October 4, 2022*	BID/ ISSUE CLOSSES ON	Friday, October 7, 2022

\* Our Company in consultation with the BRLMs, consider participation by Anchor Investors in accordance with the SEBI ICDR Regulations. The Anchor Investor Bid/Issue Period shall be one Working Day prior to the Bid/Issue Opening Date i.e. Monday, October 3, 2022.



## ELECTRONICS MART INDIA LIMITED

Our Company was originally formed as a sole proprietorship under the name of 'M/s Bajaj Electronics' at Hyderabad in 1980 and it was converted into a partnership firm under the name of 'M/s Bajaj Electronics' ("Bajaj Electronics") pursuant to partnership deed dated March 25, 2011, and was registered under the Indian Partnership Act, 1932 with the Registrar of Firms, Hyderabad (South) on April 13, 2011. Pursuant to the deed of partnership dated July 31, 2017, constitution of 'M/s Bajaj Electronics' was modified to admit new partners and a memorandum acknowledging receipt of documents for change in constitution of partnership was issued by Registrar of Firms, Hyderabad (South), on August 2, 2017. 'M/s Bajaj Electronics' was thereafter converted into a public limited company under the Companies Act, 2013 with the name Electronics Mart India Limited pursuant to certificate of incorporation issued by Central Registration Centre, Registrar of Companies dated September 10, 2018. For details in relation to change in name of our Company, see "History and Certain Corporate Matters" on page 185.

**Registered Office:** D. No: 6-1-91, Shop No. 10, Ground Floor, Next to Telephone Bhavan, Secretariat Road, Saifabad, Hyderabad – 500 004, Telangana, India; **Tel:** +91 40-2324 2512

**Corporate Office:** 6-3-666/A1 to 7, 3<sup>rd</sup> and 4<sup>th</sup> Floors, Opposite NIMS Hospital, Punjagutta Main Road, Hyderabad – 500 082 Telangana, India; **Tel:** +91 40 2323 0244

**Contact Person:** Rajiv Kumar, Company Secretary and Compliance Officer; **Tel:** +91 40 4875 1125

**E-mail:** cs@bajajelectronics.in; **Website:** www.electronicmartindia.com; **Corporate Identity Number:** U52605TG2018PLC126593

### OUR PROMOTERS: PAVAN KUMAR BAJAJ AND KARAN BAJAJ

**INITIAL PUBLIC OFFERING OF UP TO [●] EQUITY SHARES OF FACE VALUE OF ₹ 10 EACH ("EQUITY SHARES") OF ELECTRONICS MART INDIA LIMITED (THE "COMPANY" OR THE "ISSUER") FOR CASH AT A PRICE OF ₹ [●] PER EQUITY SHARE (INCLUDING A SHARE PREMIUM OF ₹ [●] PER EQUITY SHARE) ("ISSUE PRICE") AGGREGATING UP TO ₹ 5,000 MILLION (THE "ISSUE"). THE ISSUE WOULD CONSTITUTE [●] % OF OUR POST-ISSUE PAID-UP EQUITY SHARE CAPITAL OF THE COMPANY.**

**THE PRICE BAND AND MINIMUM BID LOT WILL BE DECIDED BY OUR COMPANY IN CONSULTATION WITH THE BOOK RUNNING LEAD MANAGERS ("BRLMs") AND WILL BE ADVERTISED IN ALL EDITIONS OF THE ENGLISH NATIONAL DAILY NEWSPAPER FINANCIAL EXPRESS, ALL EDITIONS OF THE HINDI NATIONAL DAILY NEWSPAPER JANSATTA AND ALL EDITIONS OF THE TELUGU NEWSPAPER SURYA (TELUGU BEING THE REGIONAL LANGUAGE OF TELANGANA, WHERE OUR REGISTERED OFFICE IS LOCATED), EACH WITH WIDE CIRCULATION, AT LEAST TWO WORKING DAYS PRIOR TO THE BID/ISSUE OPENING DATE AND SHALL BE MADE AVAILABLE TO THE BSE LIMITED ("BSE") AND THE NATIONAL STOCK EXCHANGE OF INDIA LIMITED ("NSE"), AND TOGETHER WITH BSE, THE "STOCK EXCHANGES") FOR THE PURPOSE OF UPLOADING ON THEIR RESPECTIVE WEBSITES.**

In case of any revision to the Price Band, the Bid/Issue Period will be extended by at least three additional Working Days after such revision in the Price Band, subject to the Bid/Issue Period not exceeding 10 Working Days. In cases of *force majeure*, banking strike or similar circumstances, our Company may, for reasons to be recorded in writing, extend the Bid / Issue Period for a minimum of three Working Days, subject to the Bid/ Issue Period not exceeding 10 Working Days. Any revision in the Price Band and the revised Bid/Issue Period, if applicable, will be widely disseminated by notification to the Stock Exchanges, by issuing a public notice, and also by indicating the change on the respective website of the BRLMs and at the terminals of the Syndicate Members and by intimation to the Designated Intermediaries and the Sponsor Banks.

This is an Issue in terms of Rule 19(2)(b) of the Securities Contracts (Regulation) Rules, 1957, as amended ("SCRR"), read with Regulation 31 of Securities and Exchange Board of India (Issue of Capital and Disclosure Requirements) Regulations, 2018, as amended (the "SEBI ICDR Regulations"). The Issue is being made through the Book Building Process in terms of Regulation 6(1) of the SEBI ICDR Regulations, wherein not more than 50% of the Issue shall be available for allocation on a proportionate basis to Qualified Institutional Buyers ("QIBs") (the "QIB Portion"), provided that our Company, in consultation with the BRLMs, may allocate up to 60% of the QIB Portion to Anchor Investors on a discretionary basis, out of which one-third shall be reserved for domestic Mutual Funds only, subject to valid Bids being received from domestic Mutual Funds at or above the Anchor Investor Allocation Price, in accordance with the SEBI ICDR Regulations. In the event of under-subscription, or non-allocation in the Anchor Investor Portion, the balance Equity Shares shall be added to the Net QIB Portion. Further, 5% of the Net QIB Portion shall be available for allocation on a proportionate basis to Mutual Funds only, and the remainder of the Net QIB Portion shall be available for allocation on a proportionate basis to all QIB Bidders (other than Anchor Investors), including Mutual Funds, subject to valid Bids being received at or above the Issue Price. However, if the aggregate demand from Mutual Funds is less than 5% of the QIB Portion, the balance Equity Shares available for allocation in the Mutual Fund Portion will be added to the remaining Net QIB Portion for proportionate allocation to QIBs. Further, not less than 15% of the Issue shall be available for allocation on a proportionate basis to Non-Institutional Bidders ("Non-Institutional Portion") of which one-third of the Non-Institutional Portion shall be available for allocation to Non-Institutional Bidders with an application size between ₹ 200,000 to ₹ 1,000,000 and two-thirds of the Non-Institutional Portion shall be available for allocation to Bidders with an application size of more than ₹ 1,000,000 and under-subscription in either of these two sub-categories of Non-Institutional Portion may be allocated to Non-Institutional Bidders in the other sub-category of Non-Institutional Portion, and not less than 35% of the Issue shall be available for allocation to Retail Individual Bidders in accordance with the SEBI ICDR Regulations, subject to valid Bids being received from them at or above the Issue Price. All Bidders (except Anchor Investors) are required to mandatorily utilise the Application Supported by Blocked Amount ("ASBA") process providing details of their respective bank account (including UPI ID for UPI Bidders using UPI Mechanism), in which the corresponding Bid Amounts will be blocked by the SCSBs or the Sponsor Banks, as applicable. Anchor Investors are not permitted to participate in the Issue through the ASBA process. For details, see "Issue Procedure" on page 344 of this Red Herring Prospectus.

### RISKS IN RELATION TO THE FIRST ISSUE

This being the first public issue of Equity Shares of our Company, there has been no formal market for the Equity Shares of our Company. The face value of the Equity Shares is ₹ 10 each. The Floor Price, Cap Price and Issue Price (determined by our Company in consultation with the BRLMs and on the basis of the assessment of market demand for the Equity Shares by way of the Book Building Process, as stated under "Basis for Issue Price" on page 101), should not be taken to be indicative of the market price of the Equity Shares after the Equity Shares are listed. No assurance can be given regarding an active or sustained trading in the Equity Shares of our Company, or regarding the price at which the Equity Shares will be traded after listing.

### GENERAL RISKS

Investments in equity and equity-related securities involve a degree of risk and investors should not invest any funds in the Issue unless they can afford to take the risk of losing their entire investment. Investors are advised to read the risk factors carefully before taking an investment decision in the Issue. For taking an investment decision, investors must rely on their own examination of our Company and the Issue, including the risks involved. The Equity Shares in the Issue have not been recommended or approved by the Securities and Exchange Board of India ("SEBI"), nor does SEBI guarantee the accuracy or adequacy of the contents of this Red Herring Prospectus. Specific attention of the investors is invited to "Risk Factors" on page 27.

### OUR COMPANY'S ABSOLUTE RESPONSIBILITY

Our Company, having made all reasonable inquiries, accepts responsibility for and confirms that this Red Herring Prospectus contains all information with regard to our Company and the Issue, which is material in the context of the Issue, that the information contained in this Red Herring Prospectus is true and correct in all material aspects and is not misleading in any material respect, that the opinions and intentions expressed herein are honestly held and that there are no other facts, the omission of which makes this Red Herring Prospectus as a whole or any of such information or the expression of any such opinions or intentions misleading in any material respect.

### LISTING

The Equity Shares to be issued through this Red Herring Prospectus are proposed to be listed on the Stock Exchanges. Our Company has received an 'in-principle' approval from the BSE and the NSE for the listing of the Equity Shares pursuant to letters dated October 7, 2021 and October 6, 2021, respectively. For the purposes of the Issue, the Designated Stock Exchange shall be NSE. A signed copy of this Red Herring Prospectus and the Prospectus shall be filed with the RoC in accordance with Section 26(4) and 32 of the Companies Act, 2013. For details of the material contracts and documents available for inspection from the date of this Red Herring Prospectus until the Bid/ Issue Closing Date, see "Material Contracts and Documents for Inspection" on page 393.

### BOOK RUNNING LEAD MANAGERS

### REGISTRAR TO THE ISSUE

ANAND RATHI	IIFL SECURITIES	JM FINANCIAL	KFINTECH EXPERIENCE TRANSFORMATION
<b>Anand Rathi Advisors Limited</b> 10 <sup>th</sup> Floor, Trade D Tower Kamala City, Senapati Bapat Marg Lower Parel (West) Mumbai 400 013 Maharashtra, India <b>Tel:</b> + 91 22 6626 6745 <b>E-mail:</b> emil.ipo@rathi.com <b>Investor Grievance E-mail:</b> grievance.ecm@rathi.com <b>Website:</b> www.rathi.com <b>Contact Person:</b> Sumeet Lath / Shikha Jain <b>SEBI Registration No.:</b> INM000010478	<b>IIFL Securities Limited</b> 10 <sup>th</sup> Floor, IIFL Centre Kamala City, Senapati Bapat Marg Lower Parel (West) Mumbai 400 013 Maharashtra, India <b>Tel:</b> +91 22 4646 4728 <b>E-mail:</b> emil.ipo@iiflcap.com <b>Investor Grievance E-mail:</b> ig.ib@iiflcap.com <b>Website:</b> www.iiflcap.com <b>Contact Person:</b> Shirish Chikalge / Mukesh Garg <b>SEBI Registration No.:</b> INM000010940	<b>JM Financial Limited</b> 7 <sup>th</sup> Floor, Nergya Appasaheb Marathe Marg Prabhadevi Mumbai 400 025, Maharashtra, India <b>Tel:</b> +91 22 6630 3030 <b>E-mail:</b> emil.ipo@jmf.com <b>Investor Grievance E-mail:</b> grievance.ibd@jmf.com <b>Website:</b> www.jmf.com <b>Contact Person:</b> Prachee Dhuri <b>SEBI Registration No.:</b> INM000010361	<b>KFin Technologies Limited</b> (Formerly known as KFin Technologies Private Limited) Selenium Tower-B, Plot 31 & 32, Gachibowli, Financial District, Nanakramguda, Serilingampally, Hyderabad - 500 032 Telangana, India <b>Tel:</b> +91 40 6716 2222 <b>E-mail:</b> emil.ipo@kfin.tech.com <b>Investor Grievance E-mail:</b> einward.ris@kfin.tech.com <b>Website:</b> www.kfin.tech.com <b>Contact person:</b> M Murali Krishna <b>SEBI Registration No.:</b> INR000000221

### BID/ISSUE PROGRAMME

<b>BID/ISSUE OPENS ON</b>	<b>Tuesday, October 4, 2022*</b>
<b>BID/ISSUE CLOSES ON</b>	<b>Friday, October 7, 2022</b>

\* Our Company in consultation with the BRLMs, consider participation by Anchor Investors in accordance with the SEBI ICDR Regulations. The Anchor Investor Bid/Issue Period shall be one Working Day prior to the Bid/Issue Opening Date.

*(This page is intentionally left blank)*

## TABLE OF CONTENTS

<b>SECTION I: GENERAL</b> .....	<b>5</b>
DEFINITIONS AND ABBREVIATIONS .....	5
CERTAIN CONVENTIONS, PRESENTATION OF FINANCIAL, INDUSTRY AND MARKET DATA AND CURRENCY OF PRESENTATION .....	16
FORWARD-LOOKING STATEMENTS .....	19
ISSUE DOCUMENT SUMMARY .....	21
<b>SECTION II: RISK FACTORS</b> .....	<b>27</b>
<b>SECTION III: INTRODUCTION</b> .....	<b>64</b>
THE ISSUE .....	64
SUMMARY OF FINANCIAL INFORMATION .....	65
GENERAL INFORMATION .....	68
CAPITAL STRUCTURE .....	78
OBJECTS OF THE ISSUE .....	85
BASIS FOR ISSUE PRICE .....	101
STATEMENT OF SPECIAL TAX BENEFITS .....	104
<b>SECTION IV: ABOUT OUR COMPANY</b> .....	<b>112</b>
INDUSTRY OVERVIEW .....	112
OUR BUSINESS .....	156
KEY REGULATIONS AND POLICIES .....	179
HISTORY AND CERTAIN CORPORATE MATTERS .....	185
OUR MANAGEMENT .....	190
OUR PROMOTERS AND PROMOTER GROUP .....	211
OUR GROUP COMPANIES .....	215
DIVIDEND POLICY .....	216
<b>SECTION V: FINANCIAL INFORMATION</b> .....	<b>217</b>
FINANCIAL STATEMENTS .....	217
OTHER FINANCIAL INFORMATION .....	272
CAPITALISATION STATEMENT .....	273
MANAGEMENT'S DISCUSSION AND ANALYSIS OF FINANCIAL CONDITION AND RESULTS OF OPERATIONS .....	274
FINANCIAL INDEBTEDNESS .....	309
<b>SECTION VI: LEGAL AND OTHER INFORMATION</b> .....	<b>314</b>
OUTSTANDING LITIGATION AND MATERIAL DEVELOPMENTS .....	314
GOVERNMENT AND OTHER APPROVALS .....	320
OTHER REGULATORY AND STATUTORY DISCLOSURES .....	323
<b>SECTION VII: ISSUE INFORMATION</b> .....	<b>335</b>
TERMS OF THE ISSUE .....	335
ISSUE STRUCTURE .....	341
ISSUE PROCEDURE .....	344
RESTRICTIONS ON FOREIGN OWNERSHIP OF INDIAN SECURITIES .....	361
<b>SECTION VIII: DESCRIPTION OF EQUITY SHARES AND TERMS OF ARTICLES OF ASSOCIATION</b> .....	<b>362</b>
<b>SECTION IX: OTHER INFORMATION</b> .....	<b>393</b>
MATERIAL CONTRACTS AND DOCUMENTS FOR INSPECTION .....	393
<b>DECLARATION</b> .....	<b>395</b>

## SECTION I: GENERAL

### DEFINITIONS AND ABBREVIATIONS

*This Red Herring Prospectus uses certain definitions and abbreviations which, unless the context otherwise indicates or implies, shall have the meaning as provided below. References to any legislation, act, regulation, rules, guidelines or policies shall be to such legislation, act, regulation, rules, guidelines or policies as amended, supplemented or re-enacted from time to time, and any reference to a statutory provision shall include any subordinate legislation made from time to time under that provision.*

*The words and expressions used in this Red Herring Prospectus but not defined herein shall have, to the extent applicable, the same meaning ascribed to such terms under the SEBI ICDR Regulations, the Companies Act, the SCRA, the Depositories Act and the rules and regulations made thereunder. Notwithstanding the foregoing, the terms used in “Industry Overview”, “Key Regulations and Policies”, “Statement of Special Tax Benefits”, “Financial Statements”, “Basis for Issue Price”, “Outstanding Litigation and Material Developments” and “Description of Equity Shares and Terms of Articles of Association” on pages 112, 179, 104, 217, 101, 314 and 362, respectively, shall have the meaning ascribed to them in the relevant section.*

#### General Terms

Term	Description
“our Company”, “the Company”, “the Issuer” or “EMIL”	Electronics Mart India Limited, a company incorporated under the Companies Act, 2013 having its Registered Office at D. No: 6-1-91, Shop No. 10, Ground Floor, Next to Telephone Bhavan, Secretariat Road, Saifabad, Hyderabad, Telangana – 500 004, India
“we”, “us” or “our”	Unless the context requires otherwise, refers to our Company and our Subsidiaries, as applicable, as at and during the relevant period/ Financial Year

#### Company Related Terms

Term	Description
“Articles of Association” or “AoA”	Articles of association of our Company, as amended
Audit Committee	Audit committee of our Company, constituted in accordance with the applicable provisions of the Companies Act, the Listing Regulations, and as described in “ <i>Our Management</i> ” on page 190
“Auditors” or “Statutory Auditors”	Statutory auditors of our Company, namely, Walker Chandiook & Co LLP, Chartered Accountants
“Board” or “Board of Directors”	Board of directors of our Company, as constituted from time to time, including a duly constituted committee thereof
CEO	Chief Executive Officer of our Company
“CFO” or “Chief Financial Officer”	Chief Financial Officer of our Company
“Company Secretary and “Compliance Officer”	Company Secretary and Compliance Officer of our Company
Corporate Office	6-3-666/A1 to 7, 3 <sup>rd</sup> and 4 <sup>th</sup> Floors, Opposite NIMS Hospital, Punjagutta Main Road, Hyderabad – 500 082, Telangana
Corporate Social Responsibility Committee	Corporate social responsibility committee of our Company constituted in accordance with the applicable provisions of the Companies Act and as described in “ <i>Our Management</i> ” on page 190.
Director(s)	The directors on our Board, as appointed from time to time
Equity Shares	Equity shares of our Company of face value of ₹ 10 each
Executive Director	An executive director of our Company
Group Companies	Our group companies as disclosed in “ <i>Our Group Companies</i> ” on page 215.
Independent Directors	Non-executive independent directors on our Board, appointed as per the Companies Act and the Listing Regulations, and as described in “ <i>Our Management</i> ” on page 190.
IPO Committee	The IPO committee of our Company as described in “ <i>Our Management</i> ” on page 190.
“Key Managerial Personnel” or “KMP”	Key managerial personnel of our Company in accordance with Regulation 2(1)(bb) of the SEBI ICDR Regulations, which includes key managerial personnel in terms of the Companies Act, as described in “ <i>Our Management</i> ” on page 190.
Managing Director	A Director of our Company, as identified under Section 2(54) of the Companies Act
Materiality Policy	The policy on materiality adopted by our Board by way of a resolution dated April 14, 2021 with regard to the following: 1. disclosures relating to material litigation to be made in this Red Herring Prospectus;

Term	Description
	2. identification of our Group Companies; and 3. disclosures relating to material creditors of our Company pursuant to the requirements of the SEBI ICDR Regulations and for the purpose of disclosures to be made in this Red Herring Prospectus
“Memorandum of Association” or “MoA”	Memorandum of association of our Company, as amended
Nomination and Remuneration Committee	Nomination and remuneration committee of our Company, constituted in accordance with the applicable provisions of the Companies Act and the Listing Regulations, as described in “ <i>Our Management</i> ” on page 190.
Non-executive Director	A director on our Board, as appointed from time to time, other than the Executive Directors and the Managing Director
Promoters	Pavan Kumar Bajaj and Karan Bajaj
Promoter Group	Persons and entities constituting the promoter group of our Company in terms of Regulation 2(1)(pp) of the SEBI ICDR Regulations, as disclosed in “ <i>Our Promoters and Promoter Group</i> ” on page 211.
“Registered Office”	D. No: 6-1-91, Shop No. 10, Ground Floor, Telephone Bhavan, Secretariat Road, Saifabad, Hyderabad, Telangana – 500 004, India
“Registrar of Companies” or “RoC”	Registrar of Companies, Telangana at Hyderabad
Restated Consolidated Financial Information/ Restated Financial Information	Restated consolidated summary statement of assets and liabilities of our Company and Subsidiaries, as at June 30, 2022 and as at March 31, 2022, March 31, 2021 and March 31, 2020 and the related restated consolidated summary statements of profits and losses and cash flows, including other comprehensive income for the three-month period ended June 30, 2022 and for the Financial Years ended March 31, 2022, March 31, 2021 and March 31, 2020, together with its notes, annexures and schedules derived from respective audited financial statements, prepared in accordance with the applicable provisions of the Companies Act, Ind AS and restated in accordance with the Guidance Note on Reports in Company Prospectuses (Revised 2019) issued by ICAI and the SEBI ICDR Regulations, included in “ <i>Financial Statements</i> ” on page 217.
Risk Management Committee	Risk management committee of our Company, constituted in accordance with the applicable provisions of the Listing Regulations, and as described in “ <i>Our Management</i> ” on page 190.
Senior Management Personnel	Senior management personnel of our Company
Shareholders	Shareholders of our Company from time to time
Stakeholders’ Relationship Committee	Stakeholders’ relationship committee of our Company, constituted in accordance with the applicable provisions of the Companies Act and the Listing Regulations and as described in “ <i>Our Management</i> ” on page 190.
Subsidiaries	Subsidiaries of our Company, as of the date of this RHP and as identified under the provisions of the Companies Act, namely: Cloudnine Retail Private Limited and EMIL CSR Foundation

## Issue Related Terms

Term	Description
Abridged Prospectus	Abridged prospectus means a memorandum containing such salient features of a red herring prospectus as may be specified by the SEBI in this behalf
Acknowledgement Slip	The slip or document issued by a Designated Intermediary(ies) to a Bidder as proof of registration of the Bid cum Application Form
“Allot”, “Allotment” or “Allotted”	Unless the context otherwise requires, allotment of the Equity Shares pursuant to the Issue to successful Bidders
Allotment Advice	Note or advice or intimation of Allotment sent to the successful Bidders who have been or are to be Allotted the Equity Shares after the Basis of Allotment has been approved by the Designated Stock Exchange
Allottee	A successful Bidder to whom the Equity Shares are Allotted
“Anand Rathi Advisors” or “ARAL”	Anand Rathi Advisors Limited
Anchor Investor	A Qualified Institutional Buyer, applying under the Anchor Investor Portion in accordance with the requirements specified in the SEBI ICDR Regulations and this Red Herring Prospectus and who has Bid for an amount of at least ₹ 100 million. For details, see “ <i>Issue Procedure</i> ” on page 344.
Anchor Investor Allocation Price	Price at which Equity Shares will be allocated to Anchor Investors in terms of this Red Herring Prospectus and the Prospectus, which will be decided by our Company in consultation with the BRLMs during the Anchor Investor Bid/ Issue Period

<b>Term</b>	<b>Description</b>
Anchor Investor Application Form	Form used by an Anchor Investor to make a Bid in the Anchor Investor Portion and which will be considered as an application for Allotment in terms of this Red Herring Prospectus and Prospectus
Anchor Investor Bid/ Issue Period	The day being one Working Day prior to the Bid/ Issue Opening Date, on which Bids by Anchor Investors shall be submitted, prior to and after which BRLMs will not accept any bids from Anchor Investors, and allocation to Anchor Investors shall be completed
Anchor Investor Issue Price	The final price at which the Equity Shares will be Allotted to Anchor Investors in terms of this Red Herring Prospectus and the Prospectus, which price will be equal to or higher than the Issue Price but not higher than the Cap Price  The Anchor Investor Issue Price will be decided by our Company in consultation with the BRLMs
Anchor Investor Pay-in Date	With respect to Anchor Investor(s), the Anchor Investor Bidding Date, and, in the event the Anchor Investor Allocation Price is lower than the Issue Price a date being, not later than two Working Days after the Bid/Issue Closing Date
Anchor Investor Portion	Up to 60% of the QIB Portion which may be allocated by our Company in consultation with the BRLMs, to Anchor Investors on a discretionary basis in accordance with the SEBI ICDR Regulations.  One-third of the Anchor Investor Portion shall be reserved for domestic Mutual Funds, subject to valid Bids being received from domestic Mutual Funds at or above the Anchor Investor Allocation Price, in accordance with the SEBI ICDR Regulations
“Application Supported by Blocked Amount” or “ASBA”	Application, whether physical or electronic, used by ASBA Bidders to make a Bid and authorizing an SCSB to block the Bid Amount in the relevant ASBA Account and will include applications made by UPI Bidders using the UPI Mechanism where the Bid Amount will be blocked upon acceptance of UPI Mandate Request by the UPI Bidders
ASBA Account	Bank account maintained with an SCSB by an ASBA Bidder, as specified in the ASBA Form submitted by ASBA Bidders for blocking the Bid Amount mentioned in the relevant ASBA Form and includes the account of a UPI Bidder which is blocked upon acceptance of a UPI Mandate Request made the UPI Bidder using the UPI Mechanism
ASBA Bid	A Bid made by an ASBA Bidder
ASBA Bidder(s)	All Bidders except Anchor Investors
ASBA Form	Application form, whether physical or electronic, used by ASBA Bidders which will be considered as the application for Allotment in terms of this Red Herring Prospectus and the Prospectus
Banker to the Issue	Collectively, Escrow Collection Bank, Public Issue Bank, Sponsor Banks and Refund Bank, as the case may be
Basis of Allotment	Basis on which Equity Shares will be Allotted to successful Bidders under the Issue and which is described in “ <i>Issue Procedure</i> ” on page 344.
Bid	Indication to make an Issue during the Bid/ Issue Period by an ASBA Bidder pursuant to submission of the ASBA Form, or during the Anchor Investor Bid/ Issue Period by an Anchor Investor, pursuant to submission of the Anchor Investor Application Form, to subscribe to the Equity Shares at a price within the Price Band, including all revisions and modifications thereto as permitted under the SEBI ICDR Regulations and in terms of this Red Herring Prospectus and the Bid cum Application Form. The term “Bidding” shall be construed accordingly
Bid Amount	The highest value of optional Bids indicated in the Bid cum Application Form and, in the case of Retail Individual Bidders Bidding at the Cut off Price, the Cap Price multiplied by the number of Equity Shares Bid for by such Retail Individual Bidder and mentioned in the Bid cum Application Form and payable by the Bidder or blocked in the ASBA Account of the Bidder, as the case may be, upon submission of the Bid
Bid cum Application Form	Anchor Investor Application Form or the ASBA Form, as the context requires
Bid Lot	[●] Equity Shares and in multiples of [●] Equity Shares thereafter
Bid/ Issue Closing Date	Except in relation to any Bids received from the Anchor Investors, the date after which the Designated Intermediaries will not accept any Bids, being October 7, 2022, which shall be notified in all editions of Financial Express, an English national daily newspaper and all editions of Jansatta, a Hindi national daily newspaper and all editions of Surya, a Telugu daily newspaper (Telugu being the regional language of Telangana, where our Registered Office is located), each with wide circulation, and in case of any such extension, the extended Bid/ Issue Closing Date shall also be notified on the website and terminals of the Members of the Syndicate and communicated to the Designated Intermediaries and the Sponsor Banks, as required under the SEBI ICDR Regulations  In case of any revision, the extended Bid/ Issue Closing Date shall be widely disseminated by notification to the Stock Exchanges, and also be notified on the websites of the BRLMs

<b>Term</b>	<b>Description</b>
	and at the terminals of the Syndicate Members, which shall also be notified in an advertisement in same newspapers in which the Bid/ Issue Opening Date was published, as required under the SEBI ICDR Regulations
Bid/ Issue Opening Date	Except in relation to any Bids received from the Anchor Investors, the date on which the Designated Intermediaries shall start accepting Bids, being October 4, 2022, which shall be notified in all editions of Financial Express, an English national daily newspaper and all editions of Jansatta, a Hindi national daily newspaper and all editions of Surya, a Telugu daily newspaper (Telugu being the regional language of Telangana, where our Registered Office is located), each with wide circulation
Bid/ Issue Period	Except in relation to Anchor Investors, the period between the Bid/ Issue Opening Date and the Bid/ Issue Closing Date, inclusive of both days, during which prospective Bidders can submit their Bids, including any revisions thereof, in accordance with the SEBI ICDR Regulations
Bidder	Any prospective investor who makes a Bid pursuant to the terms of this Red Herring Prospectus and the Bid cum Application Form and unless otherwise stated or implied, includes an Anchor Investor
Bidding Centres	Centres at which the Designated Intermediaries shall accept the ASBA Forms, <i>i.e.</i> , Designated SCSB Branches for SCSBs, Specified Locations for the Syndicate, Broker Centres for Registered Brokers, Designated RTA Locations for RTAs and Designated CDP Locations for CDPs
Book Building Process	Book building process, as provided in Part A of Schedule XIII of the SEBI ICDR Regulations, in terms of which the Issue is being made
“Book Running Lead Managers” or “BRLMs”	The book running lead managers to the Issue, namely, Anand Rathi Advisors Limited, IIFL Securities Limited and JM Financial Limited
Broker Centres	Centres notified by the Stock Exchanges where ASBA Bidders can submit the ASBA Forms to a Registered Broker  The details of such Broker Centres, along with the names and contact details of the Registered Brokers are available on the respective websites of the Stock Exchanges ( <a href="http://www.bseindia.com">www.bseindia.com</a> and <a href="http://www.nseindia.com">www.nseindia.com</a> )
“CAN” or “Confirmation of Allocation Note”	Notice or intimation of allocation of the Equity Shares sent to Anchor Investors, who have been allocated the Equity Shares, on or after the Anchor Investor Bid/ Issue Period
Cap Price	Higher end of the Price Band, above which the Issue Price and the Anchor Investor Issue Price will not be finalised and above which no Bids will be accepted. The Cap Price shall be atleast 105% of the Floor Price.
Cash Escrow and Sponsor Bank Agreement	Agreement dated September 22, 2022, entered into amongst our Company, the Registrar to the Issue, the BRLMs, the Syndicate Members, the Sponsor Banks, the Escrow Collection Bank, the Public Issue Bank and the Refund Bank, for appointment of the Sponsor Banks in accordance with the UPI Circulars, collection of the Bid Amounts and where applicable, remitting refunds (if any) on the terms and conditions thereof
Client ID	Client identification number maintained with one of the Depositories in relation to demat account
“Collecting Depository Participant” or “CDP”	A depository participant as defined under the Depositories Act, 1996 registered with SEBI and who is eligible to procure Bids at the Designated CDP Locations in terms of circular no. CIR/CFD/POLICYCELL/11/2015 dated November 10, 2015 issued by SEBI as per the list available on the websites of the Stock Exchanges
Cut-off Price	Issue Price, finalised by our Company in consultation with the BRLMs, which shall be any price within the Price Band  Only Retail Individual Bidders Bidding in the Retail Portion is entitled to Bid at the Cut-off Price. QIBs and Non-Institutional Bidders are not entitled to Bid at the Cut-off Price
Demographic Details	The demographic details of the Bidders including the Bidders’ address, name of the Bidders’ father/husband, investor status, occupation, bank account details and UPI ID, wherever applicable
Designated SCSB Branches	Such branches of the SCSBs which shall collect the ASBA Forms, a list of which is available on the website of SEBI at <a href="https://www.sebi.gov.in/sebiweb/other/OtherAction.do?doRecognised=yes">https://www.sebi.gov.in/sebiweb/other/OtherAction.do?doRecognised=yes</a> or at such other website as may be prescribed by SEBI from time to time
Designated CDP Locations	Such locations of the CDPs where Bidders can submit the ASBA Forms  The details of such Designated CDP Locations, along with names and contact details of the Collecting Depository Participants eligible to accept ASBA Forms are available on the respective websites of the Stock Exchanges ( <a href="http://www.bseindia.com">www.bseindia.com</a> and <a href="http://www.nseindia.com">www.nseindia.com</a> ), as updated from time to time



<b>Term</b>	<b>Description</b>
Designated Date	The date on which the Escrow Collection Bank transfer funds from the Escrow Account to the Public Issue Account or the Refund Account, as the case may be, and the instructions are issued to the SCSBs (in case of UPI Bidders using UPI Mechanism, instruction issued through the Sponsor Banks) for the transfer of amounts blocked by the SCSBs in the ASBA Accounts to the Public Issue Account or the Refund Account, as the case may be, in terms of this Red Herring Prospectus following which Equity Shares has been Allotted in the Issue
Designated Intermediary(ies)	In relation to ASBA Forms submitted by RIBs and NIBs Bidding with an application size of up to ₹ 500,000 (not using the UPI Mechanism) by authorising an SCSB to block the Bid Amount in the ASBA Account, Designated Intermediaries shall mean SCSBs.  In relation to ASBA Forms submitted by UPI Bidders where the Bid Amount will be blocked upon acceptance of UPI Mandate Request by such UPI Bidders using the UPI Mechanism, Designated Intermediaries shall mean Syndicate, sub-syndicate, Registered Brokers, CDPs, SCSBs and RTAs.  In relation to ASBA Forms submitted by QIBs, NIBs (not using the UPI Mechanism), Designated Intermediaries shall mean SCSBs, Syndicate, sub-syndicate, Registered Brokers, CDPs, SCSBs and RTAs Brokers, CDPs, SCSBs and RTAs
Designated RTA Locations	Such locations of the RTAs where Bidders can submit the ASBA Forms to RTAs. The details of such Designated RTA Locations, along with names and contact details of the RTAs eligible to accept ASBA Forms are available on the respective websites of the Stock Exchanges ( <a href="http://www.bseindia.com">www.bseindia.com</a> and <a href="http://www.nseindia.com">www.nseindia.com</a> )
Designated Stock Exchange	National Stock Exchange of India Limited
“Draft Red Herring Prospectus” or “DRHP”	The draft red herring prospectus dated September 20, 2021, issued in accordance with the SEBI ICDR Regulations, which did not contain complete particulars of the price at which the Equity Shares will be Allotted and the size of the Issue, including any addenda or corrigenda thereto
Eligible FPIs	FPIs from such jurisdictions outside India where it is not unlawful to make an Issue / invitation under the Issue and in relation to whom the Bid cum Application Form and this Red Herring Prospectus constitute an invitation to subscribe to the Equity Shares
Eligible NRI(s)	NRI(s) from jurisdictions outside India where it is not unlawful to make an Issue or invitation under the Issue and in relation to whom the ASBA Form and this Red Herring Prospectus will constitute an invitation to subscribe to or to purchase the Equity Shares
Escrow Account	Non lien and non-interest-bearing accounts to be opened with the Escrow Collection Company(s) and in whose favour the Anchor Investors will transfer money through NACH/direct credit/NEFT/RTGS in respect of the Bid Amount when submitting a Bid
Escrow Collection Bank	Bank which is a clearing member and registered with SEBI as a banker to an Issue, under the Securities and Exchange Board of India (Bankers to an Issue) Regulations, 1994, and with whom the Escrow Account in relation to the Issue for Bids by Anchor Investors, has been opened, in this case being ICICI Bank Limited
First or sole Bidder	Bidder whose name shall be mentioned in the Bid cum Application Form or the Revision Form and in case of joint Bids, whose name shall also appear as the first holder of the beneficiary account held in joint names
Floor Price	Lower end of the Price Band, subject to any revision(s) thereto not being less than the face value of Equity Shares, at or above which the Issue Price and the Anchor Investor Issue Price will be finalised and below which no Bids will be accepted
Fraudulent Borrower	A company or person, as the case may be, categorised as a fraudulent borrower by any bank or financial institution or consortium thereof, in terms of the Master Directions on “ <i>Frauds – Classification and Reporting by commercial banks and select FIs</i> ” dated July 1, 2016
General Information Document	The General Information Document for investing in public issues prepared and issued in accordance with the SEBI circular no. SEBI/HO/CFD/DIL1/CIR/P/2020/37 dated March 17, 2020 and the UPI Circulars, as amended from time to time. The General Information Document shall be available on the websites of the Stock Exchanges and the BRLMs
Issue	The issue comprising an issuance of up to [●] Equity Shares at ₹ [●] per Equity Share (including a premium of ₹ [●] per Equity Share) aggregate up to ₹ 5,000 million by our Company
“IIFL Securities” or “IIFL”	IIFL Securities Limited
“JM Financial “or”JM”	JM Financial Limited
Monitoring Agency	ICICI Bank Limited
Monitoring Agency Agreement	Agreement dated September 22, 2022, entered into between our Company and the Monitoring Agency
Mutual Fund Portion	5% of the Net QIB Portion, or [●] Equity Shares which shall be available for allocation to Mutual Funds only on a proportionate basis, subject to valid Bids being received at or above the Issue Price

Term	Description
Net Proceeds	Proceeds of the Issue less Issue expenses. For details regarding the use of the Net Proceeds and the Issue expenses, see “ <i>Objects of the Issue</i> ” on page 85.
Net QIB Portion	The QIB Portion less the number of Equity Shares allocated to the Anchor Investors
“Non-Institutional Bidders” or “Non-Institutional Investors” or “NIIs” or “NIBs”	All Bidders that are not QIBs or Retail Individual Bidders and who have Bid for Equity Shares for an amount of more than ₹ 200,000 (but not including NRIs other than Eligible NRIs). SEBI through its circular (SEBI/HO/CFD/DIL2/CIR/P/2022/45) dated April 5, 2022, has prescribed that all individual investors applying in initial public offerings opening on or after May 1, 2022, where the application amount is up to ₹ 500,000, shall use UPI. NIBs bidding under the Non-Institutional Portion for more than ₹ 200,000 and up to ₹ 500,000, shall be required to apply through the UPI Mechanism.
Non-Institutional Portion	The portion of the Issue being not less than 15% of the Issue, consisting of [●] Equity Shares, which shall be available for allocation to Non Institutional Investors on a proportionate basis of which one-third of the Non-Institutional Portion shall be available for allocation to Non-Institutional Bidders with a Bid Amount of more than ₹ 200,000 and up to ₹ 1,000,000 and two-thirds of the Non-Institutional Portion shall be available for allocation to Non-Institutional Bidders with a Bid Amount of more than ₹ 1,000,000 in accordance with the SEBI ICDR Regulations, subject to valid Bids being received at or above the Issue Price
Non-Resident	Person resident outside India, as defined under FEMA and includes NRIs, FVCIs, VCFs, and FPIs
Issue	The initial public issue of up to [●] Equity Shares of face value of ₹ 10 each for cash at a price of ₹ [●] per Equity Shares (including a share premium of ₹ [●]) aggregating up to ₹ 5,000 million
Issue Agreement	Agreement dated September 20, 2021, amongst our Company and the Book Running Lead Managers, pursuant to which certain arrangements have been agreed to in relation to the Issue
Issue Price	The final price (within the Price Band) at which Equity Shares will be Allotted to ASBA Bidders in terms of this Red Herring Prospectus and the Prospectus. Equity Shares will be Allotted to Anchor Investors at the Anchor Investor Issue Price which will be decided by our Company in consultation with the BRLMs in terms of this Red Herring Prospectus and the Prospectus  The Issue Price will be decided by our Company in consultation with the BRLMs on the Pricing Date in accordance with the Book Building Process and this Red Herring Prospectus
Price Band	Price band of a minimum price of ₹ [●] per Equity Share (Floor Price) and the maximum price of ₹ [●] per Equity Share (Cap Price) including any revisions thereof  The Price Band and the minimum Bid Lot size for the Issue will be decided by our Company in consultation with the BRLMs, and will be advertised, at least two Working Days prior to the Bid/ Issue Opening Date, in all editions of Financial Express, an English national daily newspaper and all editions of Jansatta, a Hindi national daily newspaper and all editions of Surya, a Telugu daily newspaper (Telugu being the regional language of Telangana, where our Registered Office is located) each with wide circulation and shall be made available to the Stock Exchanges for the purpose of uploading on their respective websites
Pricing Date	Date on which our Company in consultation with the BRLMs, will finalise the Issue Price
Prospectus	Prospectus to be filed with the RoC on or after the Pricing Date in accordance with Section 26 of the Companies Act, and the SEBI ICDR Regulations containing, <i>inter alia</i> , the Issue Price, the size of the Issue and certain other information, including any addenda or corrigenda thereto
Public Issue Account	No lien and non-interest-bearing account to be opened with the Public Issue Bank, under Section 40(3) of the Companies Act to receive monies from the Escrow Account and ASBA Accounts on the Designated Date
Public Issue Bank	Bank which is a clearing member and registered with SEBI as a banker to an issue and with which the Public Issue Account has been opened, in this case being ICICI Bank Limited
QIB Portion	The portion of the Issue (including the Anchor Investor Portion) being not more than 50% of the Issue, consisting of [●] Equity Shares which shall be allocated to QIBs, including the Anchor Investors (which allocation shall be on a discretionary basis, as determined by our Company, in consultation with the BRLMs up to a limit of 60% of the QIB Portion) subject to valid Bids being received at or above the Issue Price or Anchor Investor Issue Price
“Qualified Institutional Buyers” or “QIBs” or “QIB Bidders”	Qualified institutional buyers as defined under Regulation 2(1)(ss) of the SEBI ICDR Regulations
“Red Herring Prospectus” or “RHP”	This Red Herring Prospectus dated September 23, 2022, issued in accordance with Section 32 of the Companies Act and the provisions of the SEBI ICDR Regulations, which does not have complete particulars of the Issue Price and the size of the Issue, including any addenda or corrigenda hereto. This Red Herring Prospectus will be filed with the RoC at least three

<b>Term</b>	<b>Description</b>
	Working Days before the Bid/ Issue Opening Date and will become the Prospectus upon filing with the RoC after the Pricing Date
Refund Account(s)	No lien and non-interest bearing account to be opened with the Refund Bank, from which refunds, if any, of the whole or part of the Bid Amount to the Bidders shall be made
Refund Bank	Banker to the Issue and with whom the Refund Account has been opened, in this case being ICICI Bank Limited
Registered Brokers	Stock brokers registered under SEBI (Stock Brokers and Sub-Brokers) Regulations, 1992, as amended with the Stock Exchanges having nationwide terminals, other than the BRLMs and the Syndicate Members and eligible to procure Bids in terms of Circular No. CIR/ CFD/ 14/ 2012 dated October 4, 2012 issued by SEBI
Registrar Agreement	Agreement dated September 16, 2021, amongst our Company and the Registrar to the Issue, in relation to the responsibilities and obligations of the Registrar to the Issue pertaining to the Issue
“Registrar and Share Transfer Agents” or “RTAs”	Registrar and share transfer agents registered with SEBI and eligible to procure Bids at the Designated RTA Locations as per the list available on the websites of the Stock Exchanges, and the UPI Circulars
“Registrar to the Issue” or “Registrar”	KFin Technologies Limited
“Retail Individual Bidder(s)” or “RIB(s)”	Individual Bidders, who have Bid for the Equity Shares for an amount not more than ₹ 200,000 in any of the bidding options in the Issue (including HUFs applying through their karta and Eligible NRIs)
Retail Portion	The portion of the Issue being not less than 35% of the Issue consisting of [●] Equity Shares which shall be available for allocation to Retail Individual Bidders in accordance with the SEBI ICDR Regulations, subject to valid Bids being received at or above the Issue Price
Revision Form	Form used by the Bidders to modify the quantity of the Equity Shares or the Bid Amount in any of their ASBA Form(s) or any previous Revision Form(s)  QIB Bidders and Non-Institutional Bidders are not allowed to withdraw or lower their Bids (in terms of quantity of Equity Shares or the Bid Amount) at any stage. Retail Individual Bidders can revise their Bids during the Bid/ Issue Period and withdraw their Bids until Bid/ Issue Closing Date
“Self-Certified Syndicate Bank(s)” or “SCSB(s)”	The banks registered with SEBI, which Issue the facility of ASBA services, (i) in relation to ASBA, where the Bid Amount will be blocked by authorising an SCSB, a list of which is available on the website of SEBI at <a href="http://www.sebi.gov.in/sebiweb/other/OtherAction.do?doRecognisedFpi=yes&amp;intmId=34">www.sebi.gov.in/sebiweb/other/OtherAction.do?doRecognisedFpi=yes&amp;intmId=34</a> or <a href="https://www.sebi.gov.in/sebiweb/other/OtherAction.do?doRecognisedFpi=yes&amp;intmId=35">https://www.sebi.gov.in/sebiweb/other/OtherAction.do?doRecognisedFpi=yes&amp;intmId=35</a> , as applicable, and updated from time to time and at such other websites as may be prescribed by SEBI from time to time, (ii) in relation to UPI Bidders using the UPI Mechanism, a list of which is available on the website of SEBI at <a href="https://sebi.gov.in/sebiweb/other/OtherAction.do?doRecognisedFpi=yes&amp;intmId=40">https://sebi.gov.in/sebiweb/other/OtherAction.do?doRecognisedFpi=yes&amp;intmId=40</a> or such other website as updated from time to time Applications through UPI in the Issue can be made only through the SCSBs mobile applications (apps) whose name appears on the SEBI website. A list of SCSBs and mobile application, which, are live for applying in public issues using UPI Mechanism is appearing in the “list of mobile applications for using UPI in public issues” displayed on the SEBI website. at <a href="https://www.sebi.gov.in/sebiweb/other/OtherAction.do?doRecognisedFpi=yes&amp;intmId=40">https://www.sebi.gov.in/sebiweb/other/OtherAction.do?doRecognisedFpi=yes&amp;intmId=40</a> and <a href="https://www.sebi.gov.in/sebiweb/other/OtherAction.do?doRecognisedFpi=yes&amp;intmId=43">https://www.sebi.gov.in/sebiweb/other/OtherAction.do?doRecognisedFpi=yes&amp;intmId=43</a> which may be updated from time to time or at such other website as may be prescribed by SEBI from time to time.
Specified Locations	Bidding Centres where the Syndicate shall accept ASBA Forms from Bidders, a list of which is available on the website of SEBI ( <a href="http://www.sebi.gov.in">www.sebi.gov.in</a> ) and updated from time to time
Sponsor Banks	ICICI Bank Limited and HDFC Bank Limited, being Bankers to the Issue, appointed by our Company to act as a conduit between the Stock Exchanges and NPCI in order to push the mandate collect requests and / or payment instructions of the UPI Bidders using the UPI Mechanism and carry out other responsibilities, in terms of the UPI Circulars
“Syndicate” or “Members of the Syndicate”	Together, the BRLMs and the Syndicate Members
Syndicate Agreement	Agreement dated September 22, 2022, entered into amongst our Company, the Syndicate Members and the Registrar to the Issue, in relation to collection of Bids by the Syndicate
Syndicate Members	Intermediaries registered with SEBI who are permitted to carry out activities as an underwriter, namely, Anand Rathi Share and Stock Brokers Limited and JM Financial Services Limited
Underwriters	[●]

<b>Term</b>	<b>Description</b>
Underwriting Agreement	Agreement dated [●] to be entered into amongst our Company and the Underwriters to be entered into on or after the Pricing Date but prior to filing of the Prospectus with the RoC
UPI	Unified payments interface which is an instant payment mechanism, developed by NPCI
UPI Bidders	Collectively, individual investors applying as Retail Individual Bidders in the Retail Portion, and individuals applying as Non-Institutional Bidders with a Bid Amount of up to ₹ 500,000 in the Non-Institutional Portion.  Pursuant to SEBI circular no. SEBI/HO/CFD/DIL2/P/CIR/P/2022/45 dated April 5, 2022, all individual investors applying in public issues where the application amount is up to ₹ 500,000 shall use UPI and shall provide their UPI ID in the bid-cum-application form submitted with: (i) a syndicate member, (ii) a stock broker registered with a recognized stock exchange (whose name is mentioned on the website of the stock exchange as eligible for such activity), (iii) a depository participant (whose name is mentioned on the website of the stock exchange as eligible for such activity), and (iv) a registrar to an issue and share transfer agent (whose name is mentioned on the website of the stock exchange as eligible for such activity).
UPI Circulars	The SEBI circular no. SEBI/HO/CFD/DIL2/CIR/P/2018/138 dated November 1, 2018, SEBI circular no. SEBI/HO/CFD/DIL2/CIR/P/2019/50 dated April 3, 2019, SEBI circular no. SEBI/HO/CFD/DIL2/CIR/P/2019/76 dated June 28, 2019, SEBI circular no. SEBI/HO/CFD/DIL2/CIR/P/2019/85 dated July 26, 2019, SEBI circular no. SEBI/HO/CFD/DCR2/CIR/P/2019/133 dated November 8, 2019, the SEBI circular no. SEBI/HO/CFD/DIL2/CIR/P/2020/50 dated March 30, 2020, SEBI circular no. (SEBI/HO/CFD/DIL2/CIR/P/2021./2480/1/M) dated March 16, 2021, SEBI circular no. SEBI/HO/CFD/DIL1/CIR/P/2021/47 dated March 31, 2021, SEBI circular no. SEBI/HO/CFD/DIL2/P/CIR/2021/570 dated June 2, 2021, SEBI circular no. (SEBI/HO/CFD/DIL2/CIR/P/2022/45) dated April 5, 2022, SEBI circular no. (SEBI/HO/CFD/DIL2/CIR/P/2022/51) dated April 20, 2022, SEBI circular no SEBI/HO/CFD/DIL2/P/CIR/2022/75 dated May 30, 2022 and any subsequent circulars or notifications issued by SEBI in this regard
UPI ID	ID created on the UPI for single-window mobile payment system developed by the NPCI
UPI Mandate Request	A request (intimating the UPI Bidder by way of a notification on the UPI linked mobile application as disclosed by SCSBs on the website of SEBI and by way of an SMS on directing the UPI Bidder to such UPI linked mobile application) to the UPI Bidder initiated by the Sponsor Banks to authorise blocking of funds on the UPI application equivalent to Bid Amount and subsequent debit of funds in case of Allotment  In accordance with the SEBI Circular No. SEBI/HO/CFD/DIL2/CIR/P/2019/76 dated June 28, 2019 SEBI Circular No. SEBI/HO/CFD/DIL2/CIR/P/2019/85 dated July 26, 2019 and SEBI Circular no. SEBI/HO/CFD/DIL2/P/CIR/P/2022/45 dated April 5, 2022, UPI Bidders Bidding using the UPI Mechanism may apply through the SCSBs and mobile applications whose names appears on the website of the SEBI ( <a href="https://www.sebi.gov.in/sebiweb/other/OtherAction.do?doRecognisedFpi=yes&amp;intmid=40">https://www.sebi.gov.in/sebiweb/other/OtherAction.do?doRecognisedFpi=yes&amp;intmid=40</a> ) and ( <a href="https://www.sebi.gov.in/sebiweb/other/OtherAction.do?doRecognisedFpi=yes&amp;intmid=43">https://www.sebi.gov.in/sebiweb/other/OtherAction.do?doRecognisedFpi=yes&amp;intmid=43</a> ) respectively, as updated from time to time.
UPI Mechanism	The mechanism that shall be used by a UPI Bidder to make a Bid in the Issue in accordance with the UPI Circulars
UPI PIN	Password to authenticate a UPI transaction
UPI Streamlining Circular	SEBI circular number SEBI/HO/CFD/DIL-2/CIR/P/2021/2480/1/M dated March 16, 2021 read with SEBI circular number SEBI/HO/CFD/DIL2/P/CIR/2021/570 dated June 2, 2021
Wilful Defaulter	An entity or person categorised as a wilful defaulter by any bank or financial institution or consortium thereof, in terms of regulation 2(1)(III) of the SEBI ICDR Regulations
Working Day	All days on which commercial banks in Mumbai are open for business. In respect of announcement of Price Band and Bid/ Issue Period, Working Day shall mean all days, excluding Saturdays, Sundays and public holidays, on which commercial banks in Mumbai are open for business. In respect of the time period between the Bid/ Issue Closing Date and the listing of the Equity Shares on the Stock Exchanges, “Working Day” shall mean all trading days of the Stock Exchanges, excluding Sundays and bank holidays in India, as per circulars issued by SEBI, including the UPI Circulars

#### Technical/ Industry Related Terms/ Abbreviations

<b>Term</b>	<b>Description</b>
App(s)	Software application(s)
B&M	Brick-and-Mortar

Term	Description
CAGR (Compounded Annual Growth Rate)	$CAGR = (End\ Value/Start\ Value)^{(1/Periods)} - 1$
COVID-19	The novel Coronavirus disease (COVID-19) is an infectious disease caused by a newly discovered coronavirus.
CRISIL Report or Company Commissioned CRISIL Report	Report titled “Assessment of Electronic Retailing in India” dated September 8, 2022 issued by CRISIL Limited, which has been commissioned and paid for by our Company
CRISIL	CRISIL Limited
CSR	Corporate Social Responsibility
EBITDA	Earnings before interest, tax, depreciation and amortization, exceptional items and other income
EBITDA Margins	Percentage margin derived by dividing EBITDA by revenue from operations.
Fixed asset turnover ratio	Revenue from the sale of products/Average property, plant and equipment, where average property, plant and equipment is the (opening net carrying amount of property, plant and equipment + closing net carrying amount of property, plant and equipment)/2
HR	Human Resources
Inventory days	Inventory days are calculated by dividing the closing inventory by cost of goods sold and multiplied by 365 days.
OTP	One Time Password
POS	Point of sale
Return on Capital Employed	(Profit before tax and exceptional items + finance cost of financial liabilities measured at amortized cost and finance cost of lease liabilities minus other income) / Capital employed, where capital employed is total equity attributable to equity holders of holding company plus non-current borrowings (including current maturities) and current borrowings minus cash and cash equivalents.
Return on Equity	Profit for the year attributable to the shareholders of the company divided by the equity attributable to the equity shareholders.
Same Store Growth	Same store growth represents sales growth taken over a period pertaining to all stores that are being opened prior to the first day of the previous Financial Year and were operational in both the Financial Years.
SKU	Stock keeping unit

### Conventional and General Terms or Abbreviations

Term	Description
“₹”, “Rs.”, “Rupees” or “INR”	Indian Rupees
ACH	Automated Clearing House
AIFs	Alternative Investments Funds, as defined in and registered with SEBI under the Securities and Exchange Board of India (Alternative Investments Funds) Regulations, 2012
APAC	Asia Pacific
BSE	BSE Limited
CAGR	Compounded Annual Growth Rate
Calendar Year	A calendar year is a one-year period that begins on January 1 and ends on December 31, based on the commonly-used Gregorian calendar
CARO	Companies Auditor’s Report Order
Category I AIF	AIFs who are registered as “Category I Alternative Investment Funds” under the SEBI AIF Regulations
Category I FPIs	FPIs who are registered as “Category I Foreign Portfolio Investors” under the SEBI FPI Regulations
Category II AIF	AIFs who are registered as “Category II Alternative Investment Funds” under the SEBI AIF Regulations
Category II FPIs	FPIs who are registered as “Category II Foreign Portfolio Investors” under the SEBI FPI Regulations
Category III AIF	AIFs who are registered as “Category III Alternative Investment Funds” under the SEBI AIF Regulations
Copyright Act	The Copyright Act, 1957
CDSL	Central Depository Services (India) Limited
CIN	Corporate Identity Number
Civil Code	The Code of Civil Procedure, 1908
Companies Act	Companies Act, 2013, along with the relevant rules, clarifications and modifications made thereunder
Companies Act, 1956	Companies Act, 1956, along with the relevant rules made thereunder

Term	Description
Consolidated FDI Policy	Consolidated Foreign Direct Investment Policy notified by the DPIIT through notification dated October 28, 2020 effective from October 15, 2020, issued by the DPIIT
Depositories	NSDL and CDSL
Depositories Act	The Depositories Act, 1996
DIN	Director Identification Number
DPIIT	Department for Promotion of Industry and Internal Trade, Ministry of Commerce and Industry, Government of India ( <i>earlier known as the Department of Industrial Policy and Promotion</i> )
DP ID	Depository Participant Identification
DP/ Depository Participant	Depository participant as defined under the Depositories Act
EGM	Extraordinary General Meeting
EPFMP Act	Employees' Provident Funds and Miscellaneous Provisions Act, 1952
ESI Act	Employees State Insurance Act, 1948
EPS	Earnings Per Share
"Euro" or "€"	Euro, the official currency of 19 of the 28 member states of the European Union
FCNR	Foreign Currency Non-Resident
FDI	Foreign direct investment
FEMA	Foreign Exchange Management Act, 1999, read with rules and regulations thereunder
FEMA Non-Debt Instruments Rules	Foreign Exchange Management (Non-debt Instruments) Rules, 2019 issued by the Ministry of Finance, GoI
FIR	First Information Report
"Financial Year" or "Fiscal" "FY"	Unless stated otherwise, the period of 12 months ending March 31 of that particular year
FPI(s)	Foreign portfolio investors as defined under the SEBI FPI Regulations
Fugitive Economic Offendor(s)	A fugitive economic offender as defined under the Fugitive Economic Offenders Act, 2018.
FVCI(s)	Foreign venture capital investors as defined and registered under the SEBI FVCI Regulations
GAAR	General Anti Avoidance Rules
Gazette	Gazette of India
"GBP" or "£"	Great British Pound, the official currency of the United Kingdom
"GoI" or "Government or Central Government"	Government of India
GST	Goods and Services Tax
HUF	Hindu Undivided Family(ies)
IFRS	International Financial Reporting Standards
IFSC	Indian Financial System Code
"Ind AS" or "Indian Accounting Standards"	Indian Accounting Standards referred to in the Companies Act and notified under Section 133 of the Companies Act read with the Companies (Indian Accounting Standards) Rules, 2015, as amended
India	Republic of India
Indian GAAP	Indian Generally Accepted Accounting Principles
IPO	Initial Public Offer
IRDAI	Insurance Regulatory and Development Authority of India
IST	Indian Standard Time
IT	Information Technology
IT Act	Income-tax Act, 1961
ITGC	Information Technology General Control
Listing Regulations	Securities and Exchange Board of India (Listing Obligations and Disclosure Requirements) Regulations, 2015
MCA	Ministry of Corporate Affairs, Government of India
MSME	Micro, small or medium enterprise
Mutual Fund (s)	Mutual Fund(s) means mutual funds registered under the SEBI (Mutual Funds) Regulations, 1996
N/A	Not applicable
NACH	National Automated Clearing House
NAV	Net Asset Value
NBFC	Non-Banking Financial Company
"NCR" or "NCR Region"	National Capital Region
NEFT	National Electronic Funds Transfer
NPCI	National Payments Corporation of India
NRI	Person resident outside India, who is a citizen of India or a person of Indian origin, and shall have the meaning ascribed to such term in the Foreign Exchange Management (Deposit)

Term	Description
	Regulations, 2016 or an overseas citizen of India cardholder within the meaning of section 7(A) of the Citizenship Act, 1955
NRE Account	Non-resident rupee account
NRO Account	Non-resident ordinary account
NSDL	National Securities Depository Limited
NSE	National Stock Exchange of India Limited
OCB/Overseas Corporate Body	A company, partnership, society or other corporate body owned directly or indirectly to the extent of at least 60% by NRIs including overseas trusts, in which not less than 60% of beneficial interest is irrevocably held by NRIs directly or indirectly and which was in existence on October 3, 2003 and immediately before such date had taken benefits under the general permission granted to OCBs under FEMA. OCBs are not allowed to invest in the Issue
p.a.	Per annum
P/E	Price/earnings
P/E Ratio	Price/earnings ratio
PAN	Permanent account number
PAT	Profit after tax
RBI	The Reserve Bank of India
RBI Act	The Reserve Bank of India Act, 1934
RoNW	Return on Net Worth
RTA	Registrars to an Issue and Share Transfer Agents
Regulation S	Regulation S under the U.S. Securities Act
RTGS	Real Time Gross Settlement
SCRA	Securities Contracts (Regulation) Act, 1956
SCRR	Securities Contracts (Regulation) Rules, 1957
SEBI	Securities and Exchange Board of India constituted under the SEBI Act
SEBI Act	Securities and Exchange Board of India Act, 1992
SEBI AIF Regulations	Securities and Exchange Board of India (Alternative Investments Funds) Regulations, 2012
SEBI BTI Regulations	Securities and Exchange Board of India (Bankers to an Issue) Regulations, 1994
SEBI FPI Regulations	Securities and Exchange Board of India (Foreign Portfolio Investors) Regulations, 2019
SEBI FVCI Regulations	SEBI (Foreign Venture Capital Investors) Regulations 2000
SEBI ICDR Regulations	Securities and Exchange Board of India (Issue of Capital and Disclosure Requirements) Regulations, 2018
SEBI Intermediaries Regulations	Securities and Exchange Board of India (Intermediaries) Regulations, 2008
SEBI Merchant Banker Regulations	SEBI (Merchant Bankers) Regulations, 1992
SEBI SBEB Regulations	Securities and Exchange Board of India (Share Based Employee Benefits and Sweat Equity) Regulations, 2021
SEBI VCF Regulations	The <i>erstwhile</i> Securities and Exchange Board of India (Venture Capital Fund) Regulations, 1996 as repealed pursuant to the SEBI AIF Regulations
State Government	The government of a state in India
Stock Exchanges	BSE and NSE
STT	Securities transaction tax
Systemically Important Non-Banking Financial Company	Systemically important non-banking financial company as defined under Regulation 2(1)(iii) of the SEBI ICDR Regulations
SEBI Takeover Regulations	Securities and Exchange Board of India (Substantial Acquisition of Shares and Takeovers) Regulations, 2011
TAN	Tax deduction account number
Trade Marks Act	Trade Marks Act, 1999
U.S. GAAP	Generally Accepted Accounting Principles in the United States
U.S. Securities Act	U.S. Securities Act of 1933, as amended
“U.S.”, “USA” or “United States”	United States of America
“USD” or “US\$” or “\$”	United States Dollars, the official currency of the United States
VCFs	Venture Capital Funds as defined in and registered with SEBI under the SEBI VCF Regulations

## **CERTAIN CONVENTIONS, PRESENTATION OF FINANCIAL, INDUSTRY AND MARKET DATA AND CURRENCY OF PRESENTATION**

### **Certain Conventions**

All references to “India” in this Red Herring Prospectus are to the Republic of India and its territories and possessions and all references herein to the Government, “Indian Government”, “GoI”, “Central Government” or the “State Government” are to the Government of India, central or state, as applicable and all references to “USA”, “US” and “United States” are to the United States of America.

Unless stated otherwise, all references to page numbers in this Red Herring Prospectus are to the page numbers of this Red Herring Prospectus.

### **Financial Data**

Unless stated otherwise or the context otherwise requires, the financial data in this Red Herring Prospectus is derived from the Restated Consolidated Financial Information. The Restated Consolidated Financial Information included in this Red Herring Prospectus are as at and for the three month period ended June 30, 2022 and as at and for the Financial Years ended March 31, 2022, March 31, 2021 and March 31, 2020 prepared in accordance with IND AS, as prescribed under Section 133 of Companies Act 2013 read with Companies (Indian Accounting Standards) Rules, 2015 and other relevant provisions of the Companies Act 2013 and the Guidance Note on Reports in Company Prospectuses (Revised 2019) issued by ICAI, and restated in accordance with the SEBI ICDR Regulations. For further information, see “*Financial Statements*” on page 217.

Our Company’s Financial Year commences on April 1 and ends on March 31 of the next year. Accordingly, all references to a particular Financial Year, unless stated otherwise, are to the 12 month period ended on March 31 of that year.

There are significant differences between Ind AS and U.S. GAAP and IFRS. Our Company does not provide reconciliation of its financial information to IFRS or U.S. GAAP. Our Company has not attempted to explain those differences or quantify their impact on the financial data included in this Red Herring Prospectus and it is urged that you consult your own advisors regarding such differences and their impact on our Company’s financial data. Accordingly, the degree to which the financial information included in this Red Herring Prospectus will provide meaningful information is entirely dependent on the reader’s level of familiarity with Indian accounting principles, policies and practices, the Companies Act and the SEBI ICDR Regulations. Any reliance by persons not familiar with Indian accounting principles, policies and practices on the financial disclosures presented in this Red Herring Prospectus should accordingly be limited. See, “*Risk Factors- Significant differences exist between Ind AS used to prepare our financial information and other accounting principles, such as U.S. GAAP and IFRS, which may affect investors’ assessments of our Company’s financial condition.*” at page 53.

Unless the context otherwise indicates, any percentage amounts, as set forth in “*Risk Factors*”, “*Our Business*” and “*Management’s Discussion and Analysis of Financial Condition and Results of Operations*” on pages 27, 156 and 274, respectively, and elsewhere in this Red Herring Prospectus have been calculated on the basis of the Restated Consolidated Financial Information.

In this Red Herring Prospectus, any discrepancies in any table between the total and the sums of the amounts listed are due to rounding off. Except as otherwise stated, all figures in decimals have been rounded off to the second decimal and all the percentage figures have been rounded off to two decimal places. In certain instances, (i) the sum or percentage change of such numbers may not conform exactly to the total figure given; and (ii) the sum of the numbers in a column or row in certain tables may not conform exactly to the total figure given for that column or row.

### **Non-GAAP Financial Measures**

We use a variety of financial and operational performance indicators such as EBITDA, segment EBITDA, NAV and net worth (together, “**Non-GAAP Measures**”) to measure and analyze our operational performance from period to period, and to manage our business. Our management also uses other information that may not be entirely financial in nature, including statistical and other comparative information commonly used within the Indian B2C industry to evaluate our financial and operating performance. The key financial and operational performance indicators and ratios are defined along with a brief explanation in the section “*Definitions and Abbreviations*” on page 5.



These financial and operational performance indicators have limitations as analytical tools. As a result, these financial and operational performance indicators should not be considered in isolation from, or as a substitute for, analysis of our historical financial performance, as reported and presented in its financial statements.

Further, these financial and operational performance indicators are a supplemental measure of our performance and liquidity that are not required by, or presented in accordance with Ind AS, IFRS or U.S. GAAP, and therefore, should not be viewed as substitutes for performance or profitability measures under Ind AS, IFRS or U.S. GAAP. While these financial and operational performance indicators may be used by other companies operating in a similar industry, they may use different financial or performance indicators or calculate these ratios differently, and similarly titled measures published by them may therefore not be comparable to those used by us and should not be considered in isolation or construed as an alternative to cash flows, profit/ (loss) for the year/ period or any other measure of financial performance or as an indicator of our operating performance, liquidity, profitability or cash flows generated by operating, investing or financing activities derived in accordance with Ind AS, Indian GAAP or IFRS.

### Currency and Units of Presentation

All references to:

- “Rupees” or “₹” or “INR” or “Rs.” are to the Indian Rupee, the official currency of India; and
- “USD” or “US\$” or “\$” are to the United States Dollar, the official currency of the United States.

Our Company has presented all numerical information in this Red Herring Prospectus in “million” units or in whole numbers where the numbers have been too small to represent in millions. One million represents 1,000,000 and one billion represents 1,000,000,000.

Figures sourced from third-party industry sources may be expressed in denominations other than millions or may be rounded off to other than two decimal points in the respective sources, and such figures have been expressed in this Red Herring Prospectus in such denominations or rounded-off to such number of decimal points as provided in such respective sources.

### Exchange Rates

This Red Herring Prospectus contains conversion of certain other currency amounts into Indian Rupees that have been presented solely to comply with the SEBI ICDR Regulations. These conversions should not be construed as a representation that these currency amounts could have been, or can be converted into Indian Rupees, at any particular rate or at all.

The following table sets forth, for the periods indicated, information with respect to the exchange rate between the Rupee and the USD:

Currency	As at			
	June 30, 2022	March 31, 2022 <sup>(1)</sup>	March 31, 2021 <sup>(1)</sup>	March 31, 2020 <sup>(1)</sup>
1 USD	78.94	75.80	73.50	75.39

Source: RBI reference rate and <https://www.fbil.org.in/>

<sup>(1)</sup> In the event that March 31 of any of the respective years is a public holiday, the previous calendar day not being a public holiday has been considered

### Industry and Market Data

Unless stated otherwise, industry and market data used throughout this Red Herring Prospectus has been obtained from various industry publications and sources, including the report titled ‘Assessment of Electronic Retailing in India’ (the “**CRISIL Report**”) issued on September 8, 2022 by CRISIL Limited which has been exclusively prepared for the purpose of the Issue and which has been commissioned and paid for by our Company, and is available on website of our Company at <https://www.electronicmartindia.com/investors> and which is subject to the following disclaimer:

*“CRISIL Research, a division of CRISIL Limited (CRISIL) has taken due care and caution in preparing this report (Report) based on the Information obtained by CRISIL from sources which it considers reliable (Data). However, CRISIL does not guarantee the accuracy, adequacy or completeness of the Data / Report and is not responsible for any errors or omissions or for the results obtained from the use of Data / Report. This Report is not a recommendation to invest / disinvest in any entity covered in the Report and no part of this Report should*

*be construed as an expert advice or investment advice or any form of investment banking within the meaning of any law or regulation. CRISIL especially states that it has no liability whatsoever to the subscribers / users / transmitters/ distributors of this Report. Without limiting the generality of the foregoing, nothing in the Report is to be construed as CRISIL providing or intending to provide any services in jurisdictions where CRISIL does not have the necessary permission and/or registration to carry out its business activities in this regard. Electronics Mart India Limited will be responsible for ensuring compliances and consequences of non-compliances for use of the Report or part thereof outside India. CRISIL Research operates independently of, and does not have access to information obtained by CRISIL Ratings Limited / CRISIL Risk and Infrastructure Solutions Ltd (CRIS), which may, in their regular operations, obtain information of a confidential nature. The views expressed in this Report are that of CRISIL Research and not of CRISIL Ratings Limited / CRIS. No part of this Report may be published/reproduced in any form without CRISIL's prior written approval."*

For risks in this regard, see *"Risk Factors – This Red Herring Prospectus contains information from an industry report prepared by CRISIL, commissioned by us for the purpose of the Issue for an agreed fee. The accuracy, reliability or completeness of third-party statistical, financial and other industry information in this Red Herring Prospectus is not guaranteed."* on page 48.

We engaged CRISIL Research, a division of CRISIL, in connection with the preparation of the CRISIL Report on February 16, 2021, as amended by a letter dated August 30, 2022.

The extent to which the market and industry data used in this Red Herring Prospectus is meaningful depends on the reader's familiarity with and understanding of the methodologies used in compiling such data. There are no standard data gathering methodologies in the industry in which the business of our Company is conducted, and methodologies and assumptions may vary widely among different industry sources.

Accordingly, no investment decision should be made solely on the basis of such information. Such data involves risks, uncertainties and numerous assumptions and is subject to change based on various factors, including those disclosed in *"Risk Factors"* on page 27.

In accordance with the SEBI ICDR Regulations, the section *"Basis for Issue Price"* on page 101 includes information relating to our listed industry peer. Such information has been derived from publicly available sources.

### **Notice to Prospective Investors**

The Equity Shares have not been recommended by securities commission or regulatory authority in any jurisdiction. Furthermore, the foregoing authorities have not confirmed the accuracy or determined the adequacy of this Red Herring Prospectus or approved or disapproved the Equity Shares. Any representation to the contrary is a criminal offence in certain jurisdictions. In making an investment decision, investors must rely on their own examination of our Company and the terms of this Issue, including the merits and risks involved.

## FORWARD-LOOKING STATEMENTS

This Red Herring Prospectus contains certain “forward-looking statements”. All statements contained in this Red Herring Prospectus that are not statements of historical fact constitute “forward-looking statements”. All statements regarding our expected financial condition and results of operations, business, plans and prospects are “forward-looking statements”. These forward-looking statements generally can be identified by words or phrases such as “aim”, “anticipate”, “believe”, “expect”, “estimate”, “intend”, “likely to”, “seek to”, “shall”, “objective”, “plan”, “project”, “will”, “will continue”, “will pursue” or other words or phrases of similar import. Similarly, statements that describe our strategies, objectives, plans or goals are also forward-looking statements. All forward-looking statements whether made by us in this Red Herring Prospectus are based on our current plans, estimates, presumptions and expectations and are subject to corresponding risks, uncertainties and assumptions about us that could cause actual results to differ materially from those contemplated by the relevant forward-looking statement, including but not limited to, regulatory changes pertaining to the industries we serve and our ability to respond to them, our ability to successfully implement our strategy, our growth and expansion, technological changes, our exposure to market risks, general economic and political conditions which have an impact on our business activities or investments, the monetary and fiscal policies of India, inflation, deflation, unanticipated turbulence in interest rates, foreign exchange rates, equity prices or other rates or prices, the performance of the financial markets in India and globally, changes in domestic laws, regulations and taxes and changes in competition. Important factors that could cause actual results to differ materially from our expectations include, but are not limited to, the following:

- Majority of our stores are presently concentrated in Andhra Pradesh and Telangana. However, we plan to expand into new geographies and may be exposed to significant liability and could lose some or all of our investment in such regions, as a result of which our business, financial condition and results of operations could be adversely affected.
- Competition from online retailers who are able to offer products at competitive prices and are also able to offer wide range of products may adversely affect our business and our financial condition, results of operations and cash flows.
- We presently do not own certain trademark or logo (*i.e.*, "BAJAJ ELECTRONICS", "Electronics Mart", "EMI ELECTRONICS MART INDIA LIMITED", "EMIL", and "Electronics Mart India Limited") under which we currently operate and if third parties, including our current or future competitors are able to circumvent our protection measures which are put in place for the protection of trademark, logo and intellectual property and other proprietary rights, our business and reputation would be adversely affected.
- The COVID-19 pandemic and the resulting deterioration of general economic conditions has in the past financial years affected our business and may continue to materially affect our business, results of operations, financial condition, and / or our cash flows in future periods.
- Our stores are concentrated mainly in Telangana and Andhra Pradesh, and we generate majority of our retail sales from our stores in these states. Any adverse developments affecting our operations in these states could have an adverse impact on our revenue and results of operations.

For further discussion of factors that could cause the actual results to differ from the expectations, see “*Risk Factors*”, “*Our Business*” and “*Management’s Discussion and Analysis of Financial Condition and Results of Operations*” on pages 27, 156 and 274, respectively. By their nature, certain market risk disclosures are only estimates and could be materially different from what actually occurs in the future. As a result, actual future gains or losses could materially differ from those that have been estimated and are not a guarantee of future performance.

Forward-looking statements reflect our current views as of the date of this Red Herring Prospectus and are not a guarantee of our future performance. There can be no assurance to investors that the expectations reflected in these forward-looking statements will prove to be correct. Given these uncertainties, investors are cautioned not to place undue reliance on such forward-looking statements and not to regard such statements to be a guarantee of our future performance.

These statements are based on our management’s belief and assumptions, which in turn are based on currently available information. Although we believe the assumptions upon which these forward looking statements are based on are reasonable, any of these assumptions could prove to be inaccurate and the forward looking statements based on these assumptions could be incorrect. Given these uncertainties, investors are cautioned not to place

undue reliance on such forward-looking statements and not to regard such statements as a guarantee of future performance. Neither our Company, our Promoters, our Directors, the BRLMs nor any of their respective affiliates have any obligation to update or otherwise revise any statements reflecting circumstances arising after the date hereof or to reflect the occurrence of underlying events, even if the underlying assumptions do not come to fruition. In accordance with the requirements of SEBI, our Company (in respect of statements/ disclosures made by it in this Red Herring Prospectus) shall ensure that investors in India are informed of material developments from the date of this Red Herring Prospectus until the date of Allotment.

## ISSUE DOCUMENT SUMMARY

The following is a general summary of certain disclosures included in this Red Herring Prospectus and is neither exhaustive, nor purports to contain a summary of all the disclosures in this Red Herring Prospectus, or all details relevant to prospective investors. This summary should be read in conjunction with, and is qualified in its entirety by, the more detailed information appearing elsewhere in this Red Herring Prospectus, including “Risk Factors”, “Objects of the Issue”, “Our Business”, “Industry Overview”, “Capital Structure”, “The Issue”, “Financial Statements”, “Outstanding Litigation and Material Developments”, “Issue Procedure” and “Description of Equity Shares and Terms of Articles of Association” on pages 27, 85, 156, 112, 78, 64, 217, 314, 344 and 362, respectively.

### Primary business of our Company

We are the 4th largest and one of the fastest growing consumer durables and electronics retailers in India and as of Fiscal 2021, we are the largest regional organised player in the southern region in revenue terms with dominance in Telangana and Andhra Pradesh (Source: Company Commissioned CRISIL Report).

As on August 31, 2022, our Company operated 112 stores across 36 cities / urban agglomerates with more than 6,000 SKUs. We have been one of the fastest growing consumer durable & electronics retailers in India with revenue CAGR of 17.90% from Fiscal 2016 to 2021 (Source: Company Commissioned CRISIL Report).

### Summary of the Industry in which our Company operates

India’s retail industry clocked 7.7% CAGR between Fiscals 2017 and 2022. Between Fiscals 2022 and 2027, CRISIL Research believes growth will accelerate at a 11-12% CAGR, as economic activity picks up and inflation remains in a low to moderate range in the long term. CRISIL Research estimates the size of India’s consumer durables industry, including large consumer durables, mobile phones and smaller appliances, at Rs 3-3.2 trillion as of Fiscal 2022. The industry recorded ~12% CAGR between Fiscals 2017-2020, backed by increasing disposable incomes, lower penetration, a widening product base, competitive pricing, lowering replacement cycles and an expanding product portfolio.

### Names of the Promoters

Our Promoters are Pavan Kumar Bajaj and Karan Bajaj. For further details, see “Our Promoters and Promoter Group” on page 211.

### Issue Size

Issue of up to [●] Equity Shares of face value of ₹ 10 for cash at a price of ₹ [●] per Equity Share aggregating up to ₹ 5,000.00 million. The Issue shall constitute [●] % of the post-Issue paid-up Equity Share capital of our Company. For details, see “Issue Structure” on page 341.

### Objects of the Issue

The Net Proceeds are proposed to be utilised in the following manner:

(In ₹ million)

S. No.	Particulars	Amount to be funded from the Net Proceeds*	Estimated amount to be utilized from Net Proceeds		
			FY 2023	FY 2024	FY 2025
1.	Funding of capital expenditure for expansion and opening of stores and warehouses	1,114.41	234.55	469.26	410.60
2.	Funding incremental working capital requirements	2,200.00	1,000.00	1,200.00	-
3.	Repayment / prepayment, in full or part, of all or certain borrowings availed by our Company	550.00	550.00	-	-
4.	General Corporate Purposes**	[●]	[●]	[●]	[●]
	<b>Total Net Proceeds*</b>	[●]	[●]	[●]	[●]

\*To be determined upon finalisation of the Issue Price and updated in the Prospectus prior to filing with the RoC.

\*\*The amount utilised for general corporate purposes shall not exceed 25% of the Gross Proceeds.

For further details, see “Objects of the Issue” on page 85.

### Aggregate pre-Issue shareholding of our Promoters and Promoter Group

The aggregate pre-Issue shareholding of our Promoters and Promoter Group as a percentage of the pre-Issue paid-up Equity Share capital of our Company is set out below:

S. No.	Name	No. of Equity Shares	Percentage of the pre-Issue Equity Share Capital (%)
<b>Promoters</b>			
1.	Pavan Kumar Bajaj	152,057,999	50.69
2.	Karan Bajaj	147,878,566	49.29
<b>Total (A)</b>		<b>299,936,565</b>	<b>99.98</b>
<b>Promoter Group</b>			
1.	Renu Bajaj	13,287	Negligible
2.	Astha Bajaj	13,287	Negligible
3.	Devina Bhardwaj	13,287	Negligible
4.	Isha Sameer Kalra	13,287	Negligible
<b>Total (B)</b>		<b>53,148</b>	<b>0.01</b>
<b>Total (A + B)</b>		<b>299,989,713</b>	<b>99.99</b>

### Select Restated Financial Information

The following details of our share capital, net worth, net asset value per Equity Share and total borrowings as at June 30, 2022 and the financial years ended March 31, 2022, March 31, 2021 and March 31, 2020 and total revenue from operations, profit for the year attributable to the shareholders of the Company and earnings per Equity Share (basic and diluted) for the three month period ended June 30, 2022 and as at and for Fiscals 2022, 2021 and 2020 are derived from the Restated Consolidated Financial Information:

(In ₹ million except per share data)

Particulars	Three month period ended June 30, 2022	Fiscal 2022	Fiscal 2021	Fiscal 2020
Equity Share capital	3,000.03	3,000.03	3,000.03	3,000.03
Net Worth <sup>1</sup>	6,379.73	5,965.11	4,919.18	4,330.76
Revenue from Operations	14,084.45	43,493.16	32,018.76	31,724.77
Profit for the year attributable to the shareholders of the Company	406.58	1,038.91	586.21	816.08
Earnings per share				
- Basic	1.36*	3.46	1.95	2.72
- Diluted	1.36*	3.46	1.95	2.72
Net asset value per equity share (in ₹) <sup>2</sup>	21.27	19.88	16.40	14.44
Total Borrowings (net-off transaction costs) <sup>3</sup>	4,759.11	5,936.41	5,479.45	5,205.45

\*Not annualised

Notes:

1. Net Worth means total equity attributable to the owners of the Company
2. Net asset value per equity share means total equity attributable to the owners of the Company divided by the outstanding number of equity shares at the end of the year.
3. Total borrowings means Non-current borrowings including current maturities of long term debt and current borrowing and excludes transaction cost.

For details, see “Financial Statements” on page 217.

### Qualifications of the Auditors which have not been given effect to in the Restated Consolidated Financial Information

There are no auditor qualifications which have not been given effect to in the Restated Consolidated Financial Information. For further details, see “Financial Statements” on page 217.

### Summary of Outstanding Litigation

A summary of outstanding litigation proceedings involving our Company, Promoters, Directors and Subsidiaries

as on the date of this Red Herring Prospectus as disclosed in the section titled “*Outstanding Litigation and Material Developments*” in terms of the SEBI ICDR Regulations and the Materiality Policy is provided below:

Type of Proceedings	Number of cases	Amount* (₹ in million)
<b>Cases against our Company</b>		
Criminal proceedings	NIL	NIL
Actions taken by statutory or regulatory authorities	2	842.14
Claims related to direct and indirect taxes	4	123.71**
Other pending material litigation proceedings	1	2.00
<b>Total</b>	<b>7</b>	<b>967.85</b>
<b>Cases by our Company</b>		
Criminal proceedings	2	7.65
Other pending material proceedings	NIL	NIL
<b>Total</b>	<b>2</b>	<b>7.65</b>
<b>Cases against our Subsidiaries</b>		
Criminal proceedings	NIL	NIL
Actions taken by statutory or regulatory authorities	NIL	NIL
Claims related to direct and indirect taxes	NIL	NIL
Other pending material litigation proceedings	NIL	NIL
<b>Total</b>	<b>NIL</b>	<b>NIL</b>
<b>Cases by our Subsidiaries</b>		
Criminal proceedings	NIL	NIL
Other pending material proceedings	NIL	NIL
<b>Total</b>	<b>NIL</b>	<b>NIL</b>
<b>Cases against our Promoters</b>		
Criminal proceedings	NIL	NIL
Actions taken by statutory or regulatory authorities	1	Not quantifiable
Disciplinary actions including penalties imposed by SEBI or stock exchanges against our Promoters in the last five financial years.	NIL	NIL
Claims related to direct and indirect taxes	NIL	NIL
Other pending material litigation	1	2.00
<b>Total</b>	<b>2</b>	<b>2.00</b>
<b>Cases by our Promoters</b>		
Criminal proceedings	NIL	NIL
Other pending material litigation	NIL	NIL
<b>Total</b>	<b>NIL</b>	<b>NIL</b>
<b>Cases against our Directors</b>		
Criminal proceedings	NIL	NIL
Actions taken by statutory or regulatory authorities	1	Not quantifiable
Direct and indirect taxes	NIL	NIL
Other pending material litigation	1	2.00
<b>Total</b>	<b>2</b>	<b>2.00</b>
<b>Cases by our Directors</b>		
Criminal proceedings	NIL	NIL
Other pending material litigation	NIL	NIL
<b>Total</b>	<b>NIL</b>	<b>NIL</b>

\*To the extent quantifiable

\*\*Out of the total approximate outstanding amount of ₹ 123.71 million, our Company has received an order from the National Anti-Profiteering Authority of the Central Goods and Services Tax Act, 2017 during the year ended 31 March 2021 demanding an amount of ₹3.43 million alleging certain non-compliances with the anti-profiteering regulations of the Goods and Services Tax Act, 2017. Our Company has filed necessary appeals in this regard with the appropriate appellate authorities which is pending for adjudication as at the date of this Red Herring Prospectus. Further, we have received show cause notices in calendar year 2022, amounting to ₹120.27 million for, inter alia, irregular availment of input tax credit, non-payment of GST under the reverse charge mechanism and mismatch of input tax credit availed.

For further details of the outstanding litigation proceedings, see “*Outstanding Litigation and Material Developments*” on page 314.

## Risk Factors

Specific attention of the investors is invited to “*Risk Factors*” on page 27 to have an informed view before making

an investment decision.

### Summary of Contingent Liabilities of our Company

Details of the contingent liabilities (as per Ind AS 37) and capital commitments of our Company as at June 30, 2022 derived from the Restated Consolidated Financial Information are set forth below:

(₹ in million)		
Sr. No.	Particulars	Contingent liabilities as at June 30, 2022
1.	Claims against our Company not acknowledged as debts	13.24
	<b>Total</b>	<b>13.24</b>

*Note: Our Company has received an order from the National Anti-Profitteering Authority of the Central Goods and Services Tax Act, 2017 during the year ended 31 March 2021 demanding an amount of ₹3.43 million alleging certain non-compliances with the anti-profitteering regulations of the Goods and Services Act, 2017. Our Company has filed necessary appeals in this regard with the appropriate appellate authorities which is pending for adjudication as at the date of the RHP.*

For further details of the contingent liabilities of our Company as at June 30, 2022 and as at March 31, 2022, March 31, 2021 and March 31, 2020, see “Financial Statements – Restated Consolidated Financial Information – Note 32 - Contingent liabilities” on page 262.

### Summary of Related Party Transactions

Summary of the related party transactions as per Ind AS 24-Related Party Disclosures, read with the SEBI ICDR Regulations, derived from Restated Consolidated Financial Information, is as follows:

Particulars	For the three month period ended	For the year ended	For the year ended	For the year ended
	June 30, 2022	31 March, 2022	31 March 2021	31 March 2020
	(₹ in million)	(₹ in million)	(₹ in million)	(₹ in million)
<b>Pavan Kumar Bajaj</b>				
Rent paid	3.61	12.70	12.54	12.54
Sale of products	-	-	-	0.12
<b>Karan Bajaj</b>				
Rent paid	0.29	1.01	0.99	0.99
Sale of products	-	-	-	1.94
Guarantee's received	-	-	-	55.66
Loans received	-	-	-	0.05
<b>Astha Bajaj</b>				
Sale of products	-	-	-	0.06
<b>Transaction with key management personnel</b>				
Managerial Remuneration*# (Short-term employee benefits)	20.04	96.82	85.83	114.55
<b>Renu Bajaj</b>				
Rent paid	0.25	0.89	0.88	0.88
<b>Seema Narula</b>				
Rent Paid	0.57	1.52	-	-
<b>Prem Bajaj</b>				
Salaries and wages*	0.70	2.57	2.62	2.50
<b>Mirza Ghulam Muhammad Baig</b>				
Director's sitting fees	0.65	0.68	0.27	0.28
Sale of products	-	-	-	0.11
<b>Director's sitting fees</b>				
Anil Rajendra Nath	0.50	0.63	0.30	0.24
Jyotsna Angara	0.25	-	-	-
Suman Kumar	0.10	0.49	0.16	0.21



\*Excluding employer's contribution to defined contribution plans and provision made for defined benefit plans.  
#Includes medical expense reimbursement amounting ₹Nil million for the three month period ended June 30, 2022, ₹12.36 million for the year ended 31 March 2022, 31 March 2021: ₹Nil; 31 March 2020: ₹17.53 million.

For further details of the related party transaction of our Company, see “Financial Statements – Restated Consolidated Financial Information – Note – 34 – Related party disclosures” on page 263.

### Financing Arrangements

There have been no financing arrangements whereby our Promoters, members of the Promoter Group, our Directors and their relatives have financed the purchase of any securities of our Company by any other person during a period of six months immediately preceding the date of the Draft Red Herring Prospectus and this Red Herring Prospectus.

### Weighted average price at which specified securities were acquired by the Promoters in the one year preceding the date of this Red Herring Prospectus

The weighted average price at which Equity Shares were acquired by our Promoters in the one year preceding the date of this Red Herring Prospectus is set forth below:

Particulars	Number of Equity Shares acquired	Weighted average price per Equity Share (₹)#
Pavan Kumar Bajaj	NIL	NIL
Karan Bajaj	NIL	NIL

# As certified by Komandoor & Co LLP Chartered Accountants, by way of their certificate dated September 23, 2022.

### Weighted average cost of acquisition of all shares transacted in the (i) last three years, (ii) last one year and (iii) last 18 months preceding the date of this Red Herring Prospectus

Period	Weighted average cost of acquisition (in ₹)*	Cap Price is ‘X’ times the Weighted Average Cost of Acquisition#	Range of acquisition price: lowest price – highest price (in ₹)
Last one year preceding the date of this Red Herring Prospectus	NIL	[•]	NIL
Last 18 months preceding the date of this Red Herring Prospectus	NIL	[•]	NIL
Last three years preceding the date of this Red Herring Prospectus	NIL	[•]	NIL

\* As certified by Komandoor & Co LLP Chartered Accountants, by way of their certificate dated September 23, 2022.

# To be updated once the price band information is available

For further details of the average cost of acquisition of our Promoter, see “Capital Structure – Build-up of the shareholding of our Promoters in our Company” on page 79.

### Details of pre-Issue Placement

Our Company is not contemplating a pre-IPO placement.

### Average cost of acquisition of Equity Shares of our Promoters

The average cost of acquisition per Equity Share by our Promoters, as at the date of this Red Herring Prospectus, is:

Name of the Promoters	Number of Equity Shares	Average cost of acquisition per Equity Share (in ₹)#
Pavan Kumar Bajaj	152,057,999	10*
Karan Bajaj	147,878,566	10*

# As certified by Komandoor & Co LLP Chartered Accountants, by way of their certificate dated September 23, 2022..

\* The Company had issued 300,003,000 Equity Shares fully paid up to the partners of the erstwhile partnership firm M/s Bajaj Electronics at the face value pursuant to conversion of the said firm into the Company. The said shares are issued in proportion to the balances to the credit of partners in their capital accounts of erstwhile firm as on the date of conversion i.e., September 10, 2018.

For further details of the average cost of acquisition for our Promoters, see “Capital Structure – Build-up of our

Promoters' shareholding in our Company" at page 79.

As on the date of this Red Herring Prospectus, there are no Shareholders holding any special rights in our Company, including the right to nominate Director(s) on our Board.

The details of the price at which Equity Shares were acquired in the three years preceding the filing of this Red Herring Prospectus, by each of the Promoters and members of the Promoter group are as follows:

Sr. No.	Name of the acquirer	Date of acquisition of Equity Shares	No. of Equity Shares acquired	Acquisition price per Equity Share <sup>#</sup>
<b>Promoters</b>				
1.	Pavan Kumar Bajaj	NIL	NIL	NIL
2.	Karan Bajaj	NIL	NIL	NIL
<b>Members of the Promoter Group (other than the Promoters)</b>				
NIL				

*#As certified by Komandoor & Co LLP Chartered Accountants, by way of their certificate dated September 23, 2022.*

#### **Issue of Equity Shares for consideration other than cash in the last one year**

Our Company has not issued any Equity Shares for consideration other than cash in the one year preceding the date of this Red Herring Prospectus.

#### **Split / Consolidation of Equity Shares in the last one year**

There has been no split or consolidation of the Equity Shares of our Company in the last one year.

## SECTION II: RISK FACTORS

*An investment in equity shares involves a high degree of risk. Prospective investors should carefully consider all the information disclosed in this Red Herring Prospectus, including the risks and uncertainties described below, before evaluating us and our business and making an investment in the Equity Shares. The risks described below may not be exhaustive, or the only ones that we currently face or are relevant to us, the Equity Shares or the industry segments in which we currently operate. Additional risks and uncertainties not presently known to us, or which we currently deem to be immaterial, may arise or may become material in the future. Unless specified or quantified in the relevant risk factors below, we are not in a position to quantify the financial implication of any of the risks mentioned below. If any or a combination of the following risks or other risks that are not currently known or are currently deemed immaterial actually occur, our business, cash flows, prospects, results of operations and financial condition could suffer, the trading price of the Equity Shares could decline and investors may lose all or part of their investment. Further, some events may be material collectively rather than individually.*

*Prospective investors should read this section in conjunction with “Our Business”, “Industry Overview”, “Key Regulations and Policies”, “Management’s Discussion and Analysis of Financial Condition and Results of Operations” and “Outstanding Litigation and Other Material Developments” on pages 156, 112, 179, 274 and 314, respectively, as well as the other financial and statistical information contained in this Red Herring Prospectus. In making an investment decision, prospective investors must rely on their own examinations of us and the terms of the Issue, including the merits and the risks involved, and consult their tax, financial and legal advisors about the consequences of investing in the Issue. Prospective investors should pay particular attention to the fact that we are subject to extensive regulatory environments that may differ significantly from one jurisdiction to another.*

*Unless otherwise stated or the context otherwise requires, the financial information used in this section is derived from our Restated Consolidated Financial Information. For further details, please see “Financial Statements” on page 217. This Red Herring Prospectus also contains forward-looking statements that involve risks, assumptions, estimates and uncertainties. Our actual results could differ materially from those anticipated in these forward-looking statements because of certain factors, including but not limited to the considerations described below and elsewhere in this Red Herring Prospectus. For further details, see “Forward-Looking Statements” on page 19.*

*Unless otherwise indicated, industry and market data used in this section has been derived from the report ‘Assessment of Electronic Retailing in India’ dated September 8, 2022, prepared exclusively for the purpose of the Issue and released by CRISIL (the “Company Commissioned CRISIL Report”), which has been commissioned and paid by us in connection with the Issue. A copy of the Company Commissioned CRISIL Report is available on website of our Company at <https://www.electronicmartindia.com/investors>. Unless otherwise indicated, all financial, operational, industry and other related information derived from the Company Commissioned CRISIL Report and included herein with respect to any particular year, refers to such information for the relevant calendar year.*

### INTERNAL RISK FACTORS

- 1. Majority of our stores are presently concentrated in Andhra Pradesh and Telangana. However, we plan to expand into new geographies and may be exposed to significant liability and could lose some or all of our investment in such regions, as a result of which our business, financial condition and results of operations could be adversely affected.***

While majority of our stores are presently concentrated in Andhra Pradesh and Telangana, we plan to expand into new geographies in the future. As a part of our strategy, our Company has opened eight stores in NCR till August 31, 2022 and intends to expand further in the said areas including Andhra Pradesh and Telangana and in future, to other untapped markets. Pursuant to such a growth strategy, we may be exposed to risks, which may arise due to lack of familiarity and understanding of the economic conditions, demography, trends, consumer tastes and preference and culture of such areas. The risks involved in entering new geographies and expanding operations in those areas, may be higher than expected. As we enter new locations, we will face competition from regional or national players, who may have an established local presence, and may be more familiar with local customers’ design preferences, business practices and customs.

By expanding into new geographical regions, we could be subject to additional risks associated with establishing and conducting operations, including:

- compliance with a wide range of laws, regulations and practices, including uncertainties associated with changes in laws, regulations and practices and their interpretation in that region;
- ability to understand consumer preferences and local trends in such new regions;
- exposure to expropriation or other government actions; and political, economic and social instability; and
- right location for opening the store.

Further, there can be no assurance that even if we are able to successfully implement our geographical expansion plans, we may be able to effectively manage our expanded operations. If we are not able to manage the risk of such expansion it could have a material adverse effect on our operations.

**2. *Competition from online retailers who are able to offer products at competitive prices and are also able to offer wide range of products may adversely affect our business and our financial condition, results of operations and cash flows.***

We are witnessing a growth in the competition from online retailers who have been able to offer products at competitive prices. Due to various factors, including efficient logistics management and strategic tie-ups, online retailers are not only able to offer more discounts, but also a wider range of consumer durables. Due to the above reasons, online retailing has been witnessing noticeable growth in the recent years and increased competition from them could reduce footfalls and sales in our stores.

As per the Company Commissioned CRISIL Report, the e-retail industry, which is estimated at Rs 2.3-2.5 trillion during fiscal 2022, has grown more than thrice since fiscal 2017. The format is estimated to account for 30-35% of the organised retailing market. *(Source: Company Commissioned CRISIL Report)*

During the initial stages, most e-commerce players provided significant discounts, cash backs, festival sales, clearance sales, etc. to lure customers from the B&M channel. With reduction in funding, not just discounts, but spending on marketing and discounting shrunk on online platforms. Moreover, with regulatory policy changes by the government including clarification on foreign direct investment (FDI) policy has initiated to create a level playing field for all sellers, discounts reduced, which is estimated to have resulted in slower growth of 23% in Fiscal 2020 vis-à-vis 32% growth in Fiscal 2019. *(Source: Company Commissioned CRISIL Report)*

While online retailers have increased their offering of electronic and consumer durable products, they have been finding it difficult to penetrate large consumer durables segment, especially given the bulkiness of appliances such as refrigerators and washing machines, because of logistical challenges and associated costs. In the organised large consumer durables segment, ~81% of the sale is through the B&M format (as of Fiscal 2022). Although the lockdown during Fiscal 2021 and the first half of Fiscal 2022 forced many consumers to shift from the B&M to online format for urgent needs, CRISIL Research expects most consumers to revert to B&M stores for large consumer durables in the longer term. *(Source: Company Commissioned CRISIL Report)*

While personal computers have generally been sold through B&M retail outlets, with increasing internet penetration and consumer awareness, standardized and relatively lower-cost products are increasingly purchased online. *(Source: Company Commissioned CRISIL Report)*

Further, online channel accelerated in the mobile segment given the standard products, wider choices, competitive pricing, easy delivery owing to size, exclusive online sale of some brands, flash sales, etc. However, even in the online mobile market, the share of relatively low-value products is significantly higher. For high-value purchases, people still prefer retail outlets. Share of online retail for mobile sales reached ~55-60% in Fiscal 2022. *(Source: Company Commissioned CRISIL Report)*

There is no assurance that we would be able to effectively offset the advantages that our competitors in the online business may have and grow our business in a similar fashion like our online competitors, or that the competition we face would not drain our financial or other resources. If we are unable to adequately address such competitive pressures, our business, financial condition, results of operations and cash flows may be adversely affected.

3. ***We presently do not own certain trademark or logo (i.e., “BAJAJ ELECTRONICS”, “Electronics Mart”, “EMI ELECTRONICS MART INDIA LIMITED”, “EMIL”, and “Electronics Mart India Limited”) under which we currently operate and if third parties, including our current or future competitors are able to circumvent our protection measures which are put in place for the protection of trademark, logo and intellectual property and other proprietary rights, our business and reputation would be adversely affected.***

In the business in which we operate, all our trademarks and other intellectual property rights are our material assets and are crucial to our business operations. We depend on a combination of trademark laws and domain name protection laws to protect our logo, brand name and domain names. We have filed applications for three new trademark applications for “EMIL” under classes 9 and 35 of the Trade Marks Act, 1999 and the same are presently marked as “Marked for Exam”, registration of such trademarks are pending as of the date of this Red Herring Prospectus. While, our Company has availed one trademark registration for “EMI” under class 9, three trademark registrations for “AUDIO&BEYOND” under classes 35 and 37, two trademark registration for Audio&Beyond under classes 37 and 42, four trademark registrations for “KITCHENSTORIES” under classes 35, 37 and 42 and two trademark registrations for “IQ” under classes 35 and 37 of the Trade Marks Act, 1999, we presently do not own certain trademark or logo (i.e., “BAJAJ ELECTRONICS”, “Electronics Mart”, “EMI ELECTRONICS MART INDIA LIMITED” and “Electronics Mart India Limited”). For further details, see the sections titled “*Government and Other Approvals*” and “*Our Business*” on pages 320 and 156, respectively. Even with such precautions, we cannot assure you that our trademarks and intellectual property will not be copied or obtained by third parties. We may in the future need to resort to litigation or other proceedings to enforce, protect or defend our intellectual property rights, and/or to protect the Company against third party infringements, which may be expensive and resource-consuming and might create uncertainty as to the ownership of such rights.

We are currently involved in legal proceedings against Bajaj Electricals Limited who have filed a commercial suit against our Company, our Promoters and Astha Bajaj, who is a Director on the Board of our Company, before the Bombay High Court, alleging infringement of its trademark “BAJAJ ELECTRICALS”. In the commercial suit, Bajaj Electricals Limited has prayed for a perpetual order to restrain our Company, directors, subsidiaries and other associated persons or entities mentioned therein from infringing and passing off its said registered trademarks by manufacturing, marketing, selling and/or dealing in any products bearing the said trademark or using any name/mark containing the word “BAJAJ” for any goods/products or service/ business activity including on any e-commerce/online platform, except for using the trade mark/trading name “BAJAJ ELECTRONICS” for the electronic retail business/retail stores in the State of Andhra Pradesh and Telangana, alone. Further, Bajaj Electricals Limited has also prayed Court to direct our Company to withdraw the trademark application no. 4038570 under Class 9 of the Trade Marks Act, 1999 with immediate effect; and pay damages amounting to ₹ 2.00 million to Bajaj Electricals Limited. Subsequently, an interim application seeking ad-interim reliefs against our Company was also filed by Bajaj Electricals Limited, until final disposal of the suit. Our Company filed a written statement denying all the submissions made in the suit and the interim application and the suit and interim application are currently pending before the Bombay High Court. If the legal proceedings are not decided in our Company’s favour, we may not be able to use the trademark “BAJAJ ELECTRONICS” outside the states of Andhra Pradesh & Telangana. For further details, see the section titled “*Outstanding Litigation and Material Developments*” on page 314.

In addition, these measures may not be sufficient to offer us meaningful protection or provide us with any competitive advantages. If we are unable to adequately protect our intellectual property and other proprietary rights, our competitive position, reputation and our business could be adversely affected, as third parties may be able to commercialize and use the brand that is substantially the same as ours to compete with us without incurring the development and branding costs that we have incurred. Any of our owned or licensed intellectual property rights could be challenged, invalidated, circumvented, infringed, misappropriated or violated, could be disclosed in an unauthorized manner to third parties, or our intellectual property rights may not be sufficient to permit us to take advantage of current market trends or to otherwise to provide us with competitive advantages, which could result in business disruptions and loss of our business to our competitors.

4. ***The COVID-19 pandemic and the resulting deterioration of general economic conditions has in the past financial years affected our business and may continue to materially affect our business, results of operations, financial condition, and / or our cash flows in future periods.***

This pandemic has resulted in a significant economic downturn in India and globally and has also led to significant disruptions and volatility in capital and financial markets, liquidity, economic conditions and trade and could continue to do so or could worsen for an unknown period of time. In March 2020, the World Health Organization declared the COVID-19 outbreak a pandemic. In an attempt to contain the spread and impact of COVID-19, authorities throughout the world implemented measures such as travel bans and restrictions, quarantines, stay-at-home and shelter-in place orders, promotion of social distancing.

On March 14, 2020, the Government of India declared COVID-19 as a “notified disaster” and initially announced a 21-day lockdown on March 24, 2020, which was followed by successive extensions. Throughout March and April 2021, due to an increase in the number of daily COVID-19 cases, several state governments in India re-imposed lockdowns, curfews and other restrictions to curb the spread of the virus. As a result of the detection of new strains and subsequent waves of COVID-19 infections in several states in India as well as throughout various parts of the world, we may be subject to further reinstatements of lockdown protocols or other restrictions, which may adversely affect our business, results of operations, financial condition, cash flows and reputation.

The national lockdown impacted our sales as products under the electronics industry, did not constitute “essential products” and our principal channels of sale were not allowed to function as part of the lockdown imposed by the Government of India and relevant state governments, thereby inflicting adverse impact on revenue and profitability. Our operations at all of our stores were impacted during the lockdown period due to the COVID-19 restrictive guidelines issued by the respective state Governments.

During the Fiscal 2021, due to COVID-19 restrictions imposed by the Central Government and State Governments, our stores were either not operational or partially operational where the business hours of our stores were restricted. The details of the operational and partially operational stores are shown in the table below:

Month	Number of Stores	Non-operational stores	Partially operational stores
Apr-20	74	74	0
May-20	74	38	36
Jun-20	75	20	55
Jul-20	75	20	55
Aug-20	78	4	10
Sep-20	84	3	0

During the second wave of the COVID-19 pandemic, the restriction on the operating hours of our stores were as follows:

State of Telangana:

Dates	Operational time
May 12, 2021 till May 30, 2021	6.00 AM to 10.00 AM
May 31, 2021 till June 9, 2021	6.00 AM to 02.00 PM
June 10, 2021 till June 19, 2021	6.00 AM to 06.00 PM

State of Andhra Pradesh:

Dates	Operational time
May 5, 2021 till June 10, 2021	6.00 AM to 12.00 Noon

The revenue from operations and profit for the year attributable to the Shareholders of the Company for the Fiscals 2022, 2021 and 2020, is as follows:

Period	Revenue from operations (₹ in million)	Profit for the year attributable to the Shareholders of the Company (₹ in million)	Profit as a % of Revenue from Operations
--------	---	--	--

Fiscal 2022	43,493.16	1,038.91	2.39
Fiscal 2021	32,018.76	586.21	1.83
Fiscal 2020	31,724.77	816.08	2.57

The revenue from operations of our Company increased by 0.93% between Fiscal 2020 and Fiscal 2021 and 35.84% between Fiscal 2021 and Fiscal 2022 and the profit for the year attributable to the Shareholders of the Company for the Fiscal 2022 increased to ₹ 1,038.91 million from ₹ 586.21 million in Fiscal 2021. This decrease in revenue from operations and profit for the year attributable to the Shareholders of the Company was mainly attributable to COVID-19 related restrictions in Fiscal 2021.

In addition, since most of our product offerings being discretionary in nature to an extent, we may not achieve pre-COVID-19 level of footfalls in our stores and consequently, the pre-COVID-19 level of sales. The consumers may not choose to shop discretionary products as compared to essentials, immediately after lifting of lockdown owing to *inter alia*, the economic slowdown and job cuts leading to less disposable income for discretionary spends.

Apart from financial loss incurred by our Company due to the lock down of stores, the impact of the pandemic on our business, operations and future financial performance include, but are not limited to the following:

- a portion of our workforce being unable to work, including because of travel or government restrictions in connection with COVID-19, including stay at home order, which could result in a slowdown in our operations;
- supply chain disruptions for us and our customers;
- our strategic expansion/ proposed expansion getting delayed;
- delays in delivery of products, which may negatively impact our cash conversion cycle and ability to convert our backlog into cash;
- uncertainty as to what conditions must be satisfied before government authorities invoke any further lockdown orders; and
- the potential negative impact on the health of our employees, particularly if a significant number of them are afflicted by COVID-19, could result in a deterioration in our ability to ensure business continuity during this disruption.

We have incurred, and may continue to incur, certain increased expenses arising from the COVID-19 pandemic, including implementing additional safety measures, such as, regular temperature checks, regular sanitization, and compulsory use of masks and hand sanitization. However, we will continue to closely monitor the impact that COVID-19 may have on our business, financial condition, liquidity and results of operations. The future impact of the COVID-19 pandemic on our business will depend on a range of factors, which we may not be able to accurately predict, including the duration and scope of the pandemic, the geographies impacted, trade tensions, global supply chain disruptions, and the nature and severity of measures adopted both in India and internationally. In addition, while we will not be able to predict the impact that the COVID-19 pandemic will have on our customers, and their financial condition; any material effect on these parties could adversely impact us. Adverse consequences of, and conditions resulting from, the COVID-19 pandemic may remain prevalent for a significant period of time and may continue to adversely affect our business, results of operations and financial condition even after the COVID-19 outbreak has subsided.

Further, we generate all of our revenue in India. The effects of the COVID-19 pandemic in India may be of a greater magnitude, scope and duration than those experienced to date in other countries. However, considering the significant uncertainty relating to the severity of the near- and long-term adverse impact of the COVID-19 pandemic on the global economy, global financial markets and the Indian economy, we are unable to accurately predict the duration or scope of the COVID-19 pandemic or the near-term or long-term impact of the COVID-19 pandemic on our business. To the extent that the COVID-19 pandemic adversely affects our business and operations, it may also have the effect of heightening many of the other risks described in this “*Risk Factors*” section.

5. ***Our stores are concentrated mainly in Telangana and Andhra Pradesh, and we generate majority of our retail sales from our stores in these states. Any adverse developments affecting our operations in these states could have an adverse impact on our revenue and results of operations.***

We generate all our retail sales from our retail stores in Telangana, Andhra Pradesh and NCR. For the three-month period ended June 30, 2022, our stores in Telangana, Andhra Pradesh and NCR contributed to ₹ 12,766.97 million and for Fiscal 2022, Fiscal 2021 and Fiscal 2020, our stores in Telangana and Andhra Pradesh contributed to ₹ 39,581.07 million, ₹ 29,312.84 million and ₹ 28,991.35 million of our total revenue from operations, respectively. Existing and potential competitors to our businesses in these states may increase their focus on these states, which could reduce our market share. For example, our competitors may intensify their efforts in these states to capture a larger market share by launching aggressive promotional campaigns. The concentration of our operations heightens our exposure to adverse developments related to competition, as well as economic, political, demographic and other changes, which may adversely affect our business prospects, financial conditions and results of operations. Any adverse development that affects the performance of the stores or warehouses located in this state could have a material adverse effect on our business, financial condition and results of operations.

6. ***A large part of our revenues is dependent on our top five brands. The loss of any of our major brands or a decrease in the supply or volume from such brands, will materially and adversely affect our revenues and profitability.***

At present, we derive most of our revenues from the sale of products from limited number of brands. For the three-month period ended June 30, 2022 and for Financial Years ended March 31, 2022, March 31, 2021 and March 31, 2020, the revenue from sale of products – Consumer electronics and durables from our top five brands was as follows:

S. No.	Brands*	For the three month period ended June 30, 2022		Fiscal 2022		Fiscal 2021		Fiscal 2020	
		Revenue (₹ in million)	% of sale of products consumer electronics and durables	Revenue (₹ in million)	% of sale of products consumer electronics and durables	Revenue (₹ in million)	% of sale of products consumer electronics and durables	Revenue (₹ in million)	% of sale of products consumer electronics and durables
1	Brand 1	3,103.08	23.64	8,821.35	21.72	7,403.04	24.44	7,399.01	24.85
2	Brand 2	2,346.10	17.88	6,677.28	16.44	5,439.67	17.96	5,548.28	18.63
3	Brand 3	1,071.07	8.16	3,554.06	8.75	2,461.52	8.13	2,468.44	8.29
4	Brand 4	825.46	6.29	3,217.48	7.92	2,427.33	8.01	2,279.04	7.65
5	Brand 5	685.54	5.22	2,722.20	6.70	1,907.42	6.30	1,685.85	5.66
	<b>Total</b>	<b>8,031.25</b>	<b>61.20</b>	<b>24,992.37</b>	<b>61.52</b>	<b>19,638.98</b>	<b>64.84</b>	<b>19,380.62</b>	<b>65.09</b>

\*Since, the Company has not received the consent from its suppliers to include their names in the RHP, the names of the brands are shown as Brand 1, Brand 2 etc. Additionally, the revenue from sale of products – Consumer electronics and durables of the Company from its top five brands for the last three Fiscals and for three month period ended June 30, 2022 are not from the same brands.

Our business and results of operations will be materially and adversely affected if we are unable to maintain a continuing relationship with these brands or develop and maintain relationships with other new brands. The loss of a significant brand or a number of significant brands due to any reason will result in sales getting impacted which will have a material adverse effect on our business prospects and results of operations. We cannot assure you that we will be able to maintain historic levels of business from such significant brands, or that we will be able to significantly reduce our dependence on such limited number of brands in the future.

7. ***There are certain proceedings involving our Company, our Promoters which if determined against us, may have an adverse effect on our business, cash flows and results of operations.***

There are outstanding legal proceedings involving our Company. We are also involved in certain consumer cases in the ordinary course of our business. Brief details of material outstanding litigation that have been initiated by and against our Company are set forth below:



Type of Proceedings	Number of cases	Amount* (₹ in million)
<b>Cases against our Company</b>		
Criminal proceedings	NIL	NIL
Actions taken by statutory or regulatory authorities	2	842.14
Claims related to direct and indirect taxes	4	123.71**
Other pending material litigation proceedings	1	2.00
<b>Total</b>	<b>7</b>	<b>967.85</b>
<b>Cases by our Company</b>		
Criminal proceedings	2	7.65
Other pending material proceedings	NIL	NIL
<b>Total</b>	<b>2</b>	<b>7.65</b>
<b>Cases against our Subsidiaries</b>		
Criminal proceedings	NIL	NIL
Actions taken by statutory or regulatory authorities	NIL	NIL
Claims related to direct and indirect taxes	NIL	NIL
Other pending material litigation proceedings	NIL	NIL
<b>Total</b>	<b>NIL</b>	<b>NIL</b>
<b>Cases by our Subsidiaries</b>		
Criminal proceedings	NIL	NIL
Other pending material proceedings	NIL	NIL
<b>Total</b>	<b>NIL</b>	<b>NIL</b>
<b>Cases against our Promoters</b>		
Criminal proceedings	NIL	NIL
Actions taken by statutory or regulatory authorities	1	Not quantifiable
Disciplinary actions including penalties imposed by SEBI or stock exchanges against our Promoters in the last five financial years.	NIL	NIL
Claims related to direct and indirect taxes	NIL	NIL
Other pending material litigation	1	2.00
<b>Total</b>	<b>2</b>	<b>2.00</b>
<b>Cases by our Promoters</b>		
Criminal proceedings	NIL	NIL
Other pending material litigation	NIL	NIL
<b>Total</b>	<b>NIL</b>	<b>NIL</b>
<b>Cases against our Directors</b>		
Criminal proceedings	NIL	NIL
Actions taken by statutory or regulatory authorities	1	Not quantifiable
Direct and indirect taxes	NIL	NIL
Other pending material litigation	1	2.00
<b>Total</b>	<b>2</b>	<b>2.00</b>
<b>Cases by our Directors</b>		
Criminal proceedings	NIL	NIL
Other pending material litigation	NIL	NIL
<b>Total</b>	<b>NIL</b>	<b>NIL</b>

\*To the extent quantifiable

\*\* Out of the total approximate outstanding amount of ₹123.71 million, our Company has received an order from the National Anti-Profiteering Authority of the Central Goods and Services Tax Act, 2017 during the year ended 31 March 2021 demanding an amount of ₹3.43 million alleging certain non-compliances with the anti-profiteering regulations of the Goods and Services Act, 2017. Our Company has filed necessary appeals in this regard with the appropriate appellate authorities which is pending for adjudication as at the date of this Red Herring Prospectus. Further, we have received show cause notices in calendar year 2022, amounting to ₹120.27 million for, inter alia, irregular availment of input tax credit, non-payment of GST under the reverse charge mechanism and mismatch of input tax credit availed.

For details, see “Outstanding Litigation and Material Developments” on page 314 of the RHP.

We cannot assure you that these proceedings will be decided in our favour. If any new developments arise, such as a change in Indian law or rulings against us by appellate courts or tribunals, we may need to make provisions that could increase our expenses and current liabilities. Further, such proceedings could divert management time and attention and consume financial resources in their defence or prosecution. We cannot assure you that any of these matters will be settled in our favour or that no

additional liability will arise out of these proceedings. An adverse outcome in any of these proceedings could have an adverse effect on our business, results of operations, cash flows and financial condition.

**8. *Our Company is dependent on external suppliers for its product requirements. Any delay or failure on the part of the external suppliers to deliver products, may materially and adversely affect our business, profitability and reputation.***

We do not manufacture any of the products we sell. The products sold by us at our stores are sourced from a wide variety of suppliers. Our purchases from the top 10 suppliers amounted to ₹ 8,229.92 million, ₹ 31,099.47 million, ₹ 24,559.17 million and ₹ 23,496.65 million for the three-month period ended June 30, 2022, Fiscal 2022, Fiscal 2021 and Fiscal 2020, respectively, which was 76.84%, 79.99%, 86.27% and 84.64% of our total purchase for such periods. Any delay or failure on the part of our suppliers to deliver products in a timely manner or any deterioration in the quality of products supplied by the suppliers, may materially and adversely affect our business, profitability and reputation. Further, any deterioration in the financial condition or business prospects of these suppliers could reduce their ability to meet our requirements and accordingly result in a significant decrease in our revenues. Certain factors affecting supplies and thereby impeding our access to products are political and economic instability in India or political instability in certain states of India in which our suppliers are located, the financial instability of the suppliers, labour problems experienced by our suppliers, the availability of raw materials to the suppliers, merchandise quality issues, transport availability and cost, transport security, inflation, and other factors. The operations of our suppliers are further subject to various operating risks, including breakdowns and failure of equipment, industrial accidents, employee unrest, severe weather conditions, natural disasters etc. For instance, the COVID-19 pandemic impacted our suppliers' business as a result of the nationwide lockdown imposed by the Government of India. These factors may not only result in delay of supply of products we sell, but may also affect their quality. Further, the violation of or any suspected violation of labour laws or other applicable regulations by our suppliers, could also have an adverse effect on our business.

**9. *We propose to use ₹ 1,114.41 million of the Net Proceeds of the Issue towards opening of new stores / warehouse. While we have purchased properties or entered into long-term leasehold arrangements or have entered into rental agreements at certain locations, we are yet to purchase real estate or entered into long-term leasehold arrangements or enter into rental agreements at certain locations suitable for new stores for our expansion in relation to setting up and operation of our proposed new stores / warehouse. In case we are unable to open the stores / warehouse in a timely manner as mentioned in the chapter "Objects of the Issue", we may fall short of the revenue targets of the Company and this would have an adverse effect on our business, financial condition, results of operations and growth prospects***

We plan to use ₹1,114.41 million of the Net Proceeds towards setting up new stores / warehouses in Telangana, Andhra Pradesh and the NCR region by Fiscal 2025. The Net Proceeds will be utilized towards capital expenditure to be incurred for expansion and opening of the proposed new stores and warehouses, including costs relating to interior works of the stores; which we expect to be the primary costs to be incurred in setting up of the proposed new stores. The fund requirement mentioned in the chapter titled, "Objects of the Issue" is based on the certificate dated August 31, 2022 received from an Independent Chartered Engineer, M. Nagi Reddy, and our internal estimates for specifications and item requirements, based on our prior experience of setting-up similar retail stores / warehouses, and has not been appraised by any bank or financial institution. This is based on current conditions and is subject to change in light of changes in external circumstances, costs, other financial conditions or business strategies and the passage of time. Subject to applicable laws, we may have to revise our funding requirements, including increasing or decreasing expenditure for the new stores/warehouses and deployment on account of a variety of factors. For further details, see "Objects of the Issue" on page 85.

As we expand our store network, we will be exposed to various challenges, including those relating to identification of potential markets and suitable locations for our new stores, obtaining land / buildings or leases for such stores, competition, different cultures and customer preferences, regulatory regimes, business practices, hiring of new staff and customs. Our success also depends on our ability to identify and acquire key retail spaces in a timely manner at such shopping locations with attractive commercial propositions, suitable locations and reasonable costs. As on the date of this Red Herring Prospectus, our Company has already opened eight stores in NCR and has entered into agreements to sell / sale deeds / lease deeds for eight stores to be opened in NCR and one store proposed to be opened in Telangana. A

new store location should satisfy various parameters to make an attractive commercial proposition, finalisation of location and property acquisition for our new stores is an evolving process which may not progress at the same pace as it did in the past or at the expected pace. Further, the ownership model requires greater capital for opening of each store due to which we may not be able to expand at our historical rates. If we are unable to identify and obtain suitable locations for our expansion through the stores proposed to be set up in other locations on terms commercially beneficial to us, it may adversely affect our expansion and growth plans.

As a consequence of any increased costs or delays in implementation, the actual costs to set up new stores/warehouses may be higher than our management's estimates, as a result of which, our financial condition and results of operations and cash flows could be materially and adversely impacted. Further, delay in setting up new stores will impact the revenue targets of the Company which may also have an adverse impact on the revenues of the Company.

While certain approvals have been received, we are yet to obtain certain other requisite approvals under applicable laws in relation to the setting up and operation of our new stores/warehouses. We cannot assure you that we will be able to obtain the consent and acknowledgements from the regulatory authorities in a timely manner or at all and any delays in getting the required approvals could give rise to cost overruns and delays in our implementation schedules. No assurance can be given that at the time of grant of consent, the regulatory authorities will not impose any restrictions on us.

Further, we expect our expansion plans to place significant demands on our managerial, operational and financial resources, and our expanded operations will require further training and management of our employees and the training and induction of new employees. In addition, as we enter new locations, we will face competition from regional, national or international players, who may have an established local presence, and may be more familiar with local customers' design preferences, business practices and customs. Further, there could be delays in setting up the new stores/warehouses as a result of, among other things, contractors' failing to perform, disputes with workers, or force majeure events, any of which could give rise to cost overruns and delays in our implementation schedule.

**10. *We operate in a competitive industry and our market share may be adversely impacted in case we do not keep ourselves apprised of the latest consumer trends and technology and if we fail to compete effectively in the markets in which we operate.***

We operate in a competitive industry which is characterized by rapid shifts in consumer trends and technology and our market share may be adversely impacted at any time by the significant number of competitors in our industry that may compete more effectively than us. These frequent changes and their impact on consumer demand may result into both price and demand volatility, leading to change in the competitive scenario. Due to the expansive nature of our business, we face competition from various kinds of players including, players operating in retail, wholesale and e-commerce space. We compete with national and local department stores, independent retail stores and internet businesses that market similar lines of merchandise as us. Many of our competitors are, and many of our potential competitors may be, larger, and may have substantially greater financial, marketing and other resources and, therefore, may be able to adapt to changes in customer requirements more quickly and devote greater resources in marketing and sale of their products or adopt more aggressive pricing policies than we can. We face a variety of competitive challenges, including:

- (i) pricing our products to remain competitive while achieving a customer perception of comparatively higher value;
- (ii) anticipating and quickly responding to changing consumer demands;
- (iii) maintaining favorable brand recognition and effectively marketing our products to consumers in diverse markets;
- (iv) providing strong and effective marketing support;
- (v) maintaining high levels of consumer traffic to our retail and online stores; and
- (vi) local stores which may have a fixed clientele base and wider penetration in certain geographical areas.

Similarly, some of our organized competitors may also have advantages over us on account of, more prominent locations of their stores, more efficient distribution networks, better trained employees, greater geographic reach, broader product ranges or access to a large pool of financial resources. Further, certain

regional and national competitors have already expanded in untapped new markets. As a result, we will need to put in efforts to create brands and propositions that will provide access to high value products and also create a customer connect to our brand identity.

11. ***Our business is highly dependent on the brand owners effectively maintaining, promoting or developing their brands and maintaining standard quality products including launching new electronic products at regular intervals. In case any of our brand partners is unable to do so, our sales would get impacted which would have an adverse impact on the operations and financial performance of our Company.***

Many factors are important for maintaining, developing and enhancing the brands, including by increasing brand awareness through brand building initiatives and ensuring customer satisfaction by providing quality customer service. There can be no assurance that companies which are owners of various leading electronic products will be able to effectively promote, develop their brands or maintain standard quality of the electronic products. If any of the offerings which we launch from our stores from time to time do not meet standards for quality and performance or customers' subjective expectations, our Company's reputation and customer retention may be impacted. If we fail to maintain our reputation or increase positive awareness of electronic products, or the quality of the electronic products declines due to our brand partners unable to maintain the required quality at their end, our business, financial condition and cash flows, results of operations may be adversely affected.

12. ***While we did not have bad debts as on June 30, 2022 and Fiscal 2022 and the sales returns had decreased in Fiscal 2022, there had been an increase in bad debts written-off and sales return by 144.40% and 9.19%, respectively, in Fiscal 2021 as compared to Fiscal 2020. Such increase in the bad debts written-off and sales returns may affect our profitability.***

Our bad debts as on June 30, 2022 were NIL. Further, our bad debts written-off have decreased by 100.00% from ₹ 47.56 million in Fiscal 2021 to NIL in Fiscal 2022. However, our bad debts written-off had increased by 144.40 % from ₹ 19.46 million in Fiscal 2020 to ₹ 47.56 million in Fiscal 2021. The increase in bad debts were mainly on account of non-realization of dues from the customers. Our sales returns for the three month period ended June 30, 2022 was ₹ 290.60 million. Further, our sales returns have decreased by 11.41% from ₹ 1,080.41 million in Fiscal 2021 to ₹ 957.18 million in Fiscal 2022 while our sales returns had increased by 9.19 % from ₹ 989.50 million in Fiscal 2020 to ₹ 1,080.41 million in Fiscal 2021 and a substantial increase in the bad debts and its subsequent write-off and sales returns in the future years could adversely affect our business, financial condition and results of operations.

13. ***Any negative cash flows in the future would adversely affect our cash flow requirements, which may adversely affect our ability to operate our business and implement our growth plans, thereby affecting our financial condition***

As per our Restated Consolidated Financial Information, our cash flows from operating, investing and financing activities are as set out below:

(₹ in million)

Particulars	For the three month period ended June 30, 2022	Financial Year		
		2022	2021	2020
Net cash generated from/(used in) operating activities	2,830.32	1,215.99	640.14	360.06
Net cash generated/(used in) investing activities	(1,503.13)	(678.51)	(599.45)	(703.49)
Net cash generated/(used in) financing activities	(1,474.19)	(543.70)	(561.21)	706.43
Cash and Cash Equivalents at the end of the year / period	196.99	343.99	350.21	870.73

Our Company has negative cash flows from investing activities for the Fiscals 2020 and 2021 and 2022 and for the three-month period ended June 30, 2022, primarily on account of purchase of property, plant, and equipment, including intangible assets. Additionally, the negative cash flows from financing activities in Fiscals 2022, 2021 and for the three-month period ended June 30, 2022 were on account of payment of interest and payment of lease liabilities. Negative cash flows over extended periods, or significant negative cash flows in the short term, could materially impact our ability to operate our

business and implement our growth plans. As a result, our cash flows, business, future financial performance and results of operations could be materially and adversely affected. For further details, see “Financial Information” and “Management’s Discussion and Analysis of Financial Condition and Results of Operations” beginning on pages 217 and 274, respectively.

- 14. *Some of our lease agreements have expired and have not been renewed at the time of filing this RHP. Such non-renewal of lease may affect our business as we may be unable to carry out our business at such locations and this may have a material and adverse impact on the business of our Company.***

Some of our lease agreements have expired and have not been renewed at the time of filing this RHP. The effect of the non-renewal of such leases is that there may be a possibility that we are asked to vacate the premises where we currently carry out our business. In the event such leases are not renewed on a timely basis, we might need to vacate the premises immediately which may have a material and adverse impact on the business of our Company.

- 15. *Our Company has applied for registration of certain trademarks in its name. Until such registrations are granted, we may not be able to prevent unauthorised use of such trademarks by third parties, which may lead to the dilution of our goodwill.***

We have filed applications for three new trademark applications for “EMIL” under classes 9 and 35 of the Trade Marks Act, 1999 which are presently marked as “Marked for Exam”. Also, some of our trademarks have been opposed in the past and there can be no assurance that our trademark applications will be accepted and the trademarks will be registered. Pending the registration of these trademarks, any other vendor in the similar line of business as ours may use the above-mentioned trademarks and we may have a lesser recourse to initiate legal proceedings to protect our intellectual property. Further, our applications for the registration of certain trademarks may be opposed by third parties, and we may have to incur significant cost in relation to these oppositions. In the event we are not able to obtain registrations due to opposition by third parties or if any injunctive or other adverse order is issued against us in respect of any of our trademarks for which we have applied for registration, we may not be able to use such trademarks and / or avail the legal protection or prevent unauthorised use of such trademarks by third parties, which may adversely affect our goodwill and business. For further details on the trademarks, registered or pending registration, please refer to the chapters titled “Our Business” and “Government and Other Statutory Approvals” on pages 156 and 320, respectively, of this Red Herring Prospectus.

- 16. *Our Promoters, Directors and Key Managerial Personnel of our Company and Subsidiaries may enter into ventures that may lead to real or potential conflicts of interest with our business which in turn may materially adversely impact our business, financial condition, results of operations and cash flows.***

Our Promoters, Directors and Key Managerial Personnel of our Company and Subsidiaries, may enter into ventures that may potentially compete with us. Interests of such persons may conflict with the interests of our Company and they may, for business considerations or otherwise, cause us to take actions, or refrain from taking actions, in order to benefit themselves, which may conflict with the best interests of our Company or that of our other Shareholders, which in turn may materially adversely impact our business, financial condition, results of operations and cash flows.

- 17. *We follow a cluster-based approach while opening new stores. If this approach leads to new store cannibalizing sales of the other existing stores, it may lead to lower revenues, which could have a material adverse effect on our business.***

While opening new stores, we consciously follow a cluster-based approach which leads to concentration of our business in a relatively small area rather than a widespread presence. More than one store located close to each other in a cluster may lead to each such store eating into the sales of the other stores in the cluster leading to falling sales in each of such stores.

If our cluster-based approach fails or leads to reduction of individual store sales due to overcrowding in a small area, it may lead to lower revenues which could have a material adverse effect on our business, financial condition and results of operations.

Further, while we may continue to open more stores in Telangana Andhra Pradesh, and NCR, we may not be able to sustain growth levels, and may not be able to leverage our experience in our existing markets in order to grow our business in new locations. Our inability to effectively manage our expanded operations or pursue our growth strategy may lead to operational and financial inefficiencies, which could have a material adverse effect on our business prospects, financial condition and results of operations.

- 18. *Our inability to promptly identify and respond to changing customer preferences or evolving trends may decrease the demand for our merchandise among our customers, which may adversely affect our business.***

We offer a wide variety of electronic products such as large appliances, mobiles and small appliances, IT and others to our customers. Our success depends upon our ability to forecast, anticipate and respond to the changing customer preferences and trends in a timely manner. Though we do not design or manufacture the products that we sell in our store and only procure the same through vendors and third party manufacturers, any failure by us to understand prevailing trends or to forecast changes could result in merchandise obsolescence, thereby increasing the dead stock and loss of our brand image amongst our customers, which could have a material adverse effect on our business and results of operations.

Any inability to respond to changes in consumer demands and market trends in a timely manner could have material adverse effect on our business, financial condition and results of operations.

- 19. *Our Company being in the retail sector requires significant amount of working capital for a continued growth. Major portion of our working capital is utilized towards inventory. Our inability to meet our working capital requirements may have an adverse effect on our results of operations.***

We have been sanctioned secured fund based borrowings of ₹ 8,736.67 million and unsecured borrowings of ₹ 3,000.00 million as on August 31, 2022 from existing bankers & financial institutions. The retail industry is working capital intensive and has lot of fixed expenditures for operation of stores and maintenance of inventory levels. We intend to continue growing by setting up additional stores. All these factors may result in increase in the quantum of current assets. Our inability to maintain sufficient cash flow, credit facility and other sources of fund, in a timely manner, or at all, to meet the requirement of working capital or pay out debts, could adversely affect our financial condition and result of our operations. For further details regarding working capital requirement, please refer to the chapter titled “*Objects of the Issue*” on page 85 of this Red Herring Prospectus.

- 20. *The Statutory Auditors have included certain qualifications in their reporting under the Companies (Auditors Report) Order, 2020 (“CARO 2020”) in relation to the audit of financial statements for the Fiscal 2022 and Companies (Auditors Report) Order, 2016 (“CARO 2016”) in relation to the audit of financial statements for Fiscals 2021 and 2020.***

The Statutory Auditors have drawn attention to certain properties that were transferred to the Company as a result of conversion of the partnership firm, the title deeds of which are still in the name of the erstwhile firm. Further, our Statutory Auditors have included certain qualifications, relating to delays in deposit of statutory dues, default in repayment of loans / borrowings and difference in the amounts of inventories in their reporting under CARO 2020 and CARO 2016. For details kindly refer to “*Financial Statements*” on page 217 of the RHP. There can be no assurance that our Statutory Auditors will not include such comments in the CARO 2020 reports in the future, or that such qualification will not affect our financial results in future fiscal periods. Investors should consider these matters and related remarks in evaluating our financial condition and results of operations. Any such qualifications in the auditors’ report on our financial statements in the future may also adversely affect the trading price of our Equity Shares. For further details, see “*Management’s Discussion and Analysis of Financial Condition and Results of Operations*” beginning on page 274.

- 21. *Revenue generated from mobiles segment constitutes majority of our sales revenue. Any sudden fall in the revenues from the mobiles segment may adversely affect our financial condition and profitability.***

The revenue generated from the mobiles segment is ₹ 4,036.90 million, ₹ 13,952.73 million, ₹ 10,310.08 million and ₹ 10,177.60 million which is 30.76%, 34.35%, 34.04% and 34.18% of the revenue from sale

of products – consumer electronics and durables of our Company for the three-month period ended June 30, 2022 and as at March 31, 2022, March 31, 2021 and March 31, 2020, respectively. We believe we have been successful in this category due to our deep knowledge of product assortment, pricing dynamics and strong supplier relationships. We also generate revenue from finance sales which we believe that we have been successful in due to our pricing dynamics and strong supplier relationships. Any changes in customer preferences, increased competition, change in margin by our vendors, changing trends or any other reason, could decrease our revenue and profitability from this vertical and may result in an adverse effect on the financial condition of our Company.

22. ***We may in the future face potential liabilities from lawsuits or claims from third parties, should they perceive any deficiency in the products we sell in our stores. We may also face the risk of legal proceedings initiated against our Company which may result in loss of business and reputation.***

Our Company believes in providing quality products and due care is taken to mitigate the associated risks which may happen due to factors beyond our control. We may face the risk of legal proceedings and claims being brought against us by our customers amongst others on account of sale of any defective or misbranded products. Further, we could also face liabilities should our customers face any loss or damage due to any unforeseen incident such as fire, accident, etc. in our stores, which could cause financial and other damage to our customers. This may result in lawsuits and / or claims against our Company, which may materially and adversely affect the results of our operations and may also result in loss of business and reputation. For details, see “*Outstanding Litigation and Material Developments*” on page 314 of the RHP.

23. ***Any failure to maintain quality of customer service, products and deal with customer complaints and to further attract and retain customers and maintain consistency in customer service could materially and adversely affect our business and operating results.***

Our business is significantly affected by the overall size of our customer base, which is determined by our ability to provide quality customer service. We provide customer support at all stages to our customers, through e-mail and telephone support via a dedicated customer care number. If we fail to provide quality customer service, our customers may be less inclined to buy our products and services or recommend us to new customers, and may channel their purchase through our competitors. Our ability to ensure satisfactory customer experience for a large part depends on our suppliers’ ability to provide high-quality products and services. Our business can also be adversely affected by customer complaints relating to the non-performance or sub-standard performance of our products, our operations, and quality of products. In the past, we have been subject to customer complaints and litigation due to our suppliers’ failure to provide satisfactory products or services. Customer complaints also typically relate to the miscommunication or misunderstanding on quality of products, as well as matters which do not involve any default or deficiency on our part. Failure to maintain the quality of customer services, or satisfactorily resolving customer complaints, could harm our reputation and our ability to retain existing customers and attract new customers, which may materially and adversely affect our business, financial condition, cash flows and results of operations. Further, negative customer feedback, complaints or claims against us in consumer forums or otherwise, can result in diversion of management attention and other resources, which may adversely affect our business operations.

24. ***Our Company’s business relies on the reliable performance of its information technology systems and any interruption or abnormality in the same may have an adverse impact on our business operations and profitability.***

Our Company has an ERP system which integrates and collates data of purchase, sales, reporting, accounting, stocks, etc. from all the 112 stores in 36 cities/urban agglomerates and our warehouses. Our Company also relies on third party providers for providing data hosting services and internet links. Our Company also has a separate POS system at each of its stores. A downtime in services of any of these providers or if any of these softwares, hardware or applications become unavailable due to extended outages, interruptions or because they are no longer available on commercially reasonable terms, it could result in delays. Delays in order processing are reduced as our Company utilizes the physical billing procedure in case there is a downtime in the information technology systems. The physical billing procedure is subject to human errors and frauds, which may affect our reputation and profitability.

Our Company utilises its information technology systems to monitor all aspects of its businesses and relies to a significant extent on such systems for the efficient operation of its business, including, the monitoring of inventory levels, the allocation of products to our stores and budget planning. Our Company's information technology systems may not always operate without interruption and may encounter temporary abnormality or become obsolete, which may affect its ability to maintain connectivity with our stores and warehouses. We cannot assure that we will be successful in developing, installing, running and migrating to new software systems or systems as required for its overall operations. Even if our Company is successful in this regard, significant capital expenditures may be required, and it may not be able to benefit from the investment immediately. All of these may have a material adverse impact on our Company's operations and profitability. Also, our Company cannot guarantee that the level of security it presently maintains is adequate or that its systems can withstand intrusions from or prevent improper usage by third parties.

Also, our computer networks may be vulnerable to unauthorised access, computer hackers, computer viruses, worms, malicious applications and other security problems caused by unauthorised access to, or improper use of, systems by third parties or employees. Although we have not experienced such attacks in the past, we cannot assure you that our security systems in place can prevent any such attacks in the future or that we will be able to handle such attacks effectively.

Our Company's failure to continue its operations without interruption due to any of these reasons may adversely affect our Company's results of operations.

25. ***We operate our registered office, stores and warehouses from premises that are taken by us on a leasehold basis. Our inability to renew the lease agreements or any adverse impact on the title or ownership rights of our landlords in relation to such premises, may impede our effective operations.***

Our Company operates the registered office, our regional office and 93 stores under long-term lease rental model and eight stores are partly owned and partly leased and all our warehouses on a leasehold basis. Our lease agreements generally being long term in nature are renewable on mutually acceptable terms and upon payment of such rent escalations as stated in lease agreements. If the lease agreements are not renewed or are renewed on terms and conditions that are unfavorable to us or we are unable to find alternate premises on commercially acceptable terms, we may suffer a disruption in our operations which could have a material adverse effect on our business and operations. Further, any adverse impact on the title or ownership rights of the landlords, may force us to vacate such premises and we would be required to make alternative arrangements, which may have an adverse effect on the costs of operation and profitability of our Company. Further, any delay or non-payment of lease rent may result in vacation of the property, which may lead to us not having access to prime properties.

Apart from the above-mentioned reason, any road widening projects or other infrastructure projects in front of our stores may result in loss of frontage, thereby reducing the appeal of a store to a prospective customer. We cannot predict various infrastructure projects affecting our stores that may exist at any particular time in the future.

26. ***If we are unable to purchase real estate or enter into long-term leasehold arrangements or enter into rental agreements at locations suitable for new stores or warehouses for our expansion at terms commercially beneficial to us, it may adversely affect our expansion and growth plans.***

One of the Objects of the Issue is to expand our operations in newer geographies. As we expand our store network, we will be exposed to various challenges, including those relating to identification of potential markets and suitable locations for our new stores, obtaining land or leases for such stores, competition, different cultures and customer preferences, regulatory regimes, business practices and customs.

As a new store location should satisfy various parameters to make an attractive commercial proposition, finalisation of location and property acquisition for our new stores is an evolving process which may not progress at the same pace as in the past or at the expected pace. Further, the ownership model requires greater capital for opening of each store due to which we may not be able to expand at our historical rates. We may be required to obtain loans to finance such expansion and there can be no assurance that such loans will be available to us on commercially acceptable terms, or at all.



As on the date of this Red Herring Prospectus, our Company has already opened eight stores in NCR and has entered into agreements to sell / sale deeds / lease deeds for eight stores to be opened in NCR and one store proposed to be opened in Telangana. If we are unable to identify and obtain suitable locations for our expansion through the stores proposed to be set up in other locations in a timely manner and on terms commercially beneficial to us, it may adversely affect our expansion and growth plans thereby impacting our revenue and profitability.

27. ***Some of our lease agreements may have certain irregularities because of which we may be unable to effectively enforce our leasehold rights which may have a material and adverse impact on the business of our Company.***

Some of our lease agreements have certain irregularities such as inadequate stamping and/or non-registration of deeds and agreements and improper execution of lease deeds. Out of total 278 lease deeds entered into for our stores, warehouses and storage spaces in NCR and in the States of Telangana and Andhra Pradesh, 210 lease deeds are unregistered. The effect of inadequate stamping and non-registration is that the document is not admissible as evidence in legal proceedings, and parties to that agreement may not be able to legally enforce the same, except after paying a penalty for inadequate stamping and non-registration. In the event of any dispute arising out of such unstamped or inadequately stamped and/or unregistered lease agreements, we may not be able to effectively enforce our leasehold rights arising out of such agreements and might need to vacate the premises immediately which may have a material and adverse impact on the business of our Company.

28. ***Reliance has been placed on declarations and an affidavit furnished by Pavan Kumar Bajaj, our Promoter, for details of his profile included in this Red Herring Prospectus.***

Our Promoter, Pavan Kumar Bajaj has been unable to trace copies of certain documents pertaining to his educational qualifications. While he has taken the requisite steps to obtain the relevant supporting documentation, including by making a written request to his educational institution, he has not been able to procure the relevant supporting documentation. Accordingly, reliance has been placed on an affidavit furnished by Pavan Kumar Bajaj to disclose such details in this Red Herring Prospectus and neither we, nor the BRLMs have been able to independently verify these details in the absence of primary documentary evidence. Further, there can be no assurances that he will be able to trace the relevant documents pertaining to his educational qualifications in the future, or at all. Therefore, we cannot assure you that all or any of the information relating to the educational qualifications of Pavan Kumar Bajaj included in “Our Promoters and Promoter Group” on page 211 is complete, true and accurate.

29. ***Our Subsidiaries have incurred losses in some prior periods and may do so in the future, which could have a material adverse effect on our business, prospects, financial condition, cash flows and results of operations.***

Our Subsidiaries have incurred losses for Fiscal 2022, Fiscal 2021 and Fiscal 2020, based on its audited financial statements. We cannot assure you that our Subsidiaries will not incur such losses in the future.

Set forth are the details of our Subsidiaries which has incurred losses in Fiscal 2022, Fiscal 2021 and Fiscal 2020, based on its audited financial statements:

(₹ in million)

Name of the entity	Profit / (Loss) after tax			
	For the three month period ended June 30, 2022	Fiscal 2022	Fiscal 2021	Fiscal 2020
Cloudnine Retail Private Limited	Negligible**	(0.12)	(0.13)	(0.17)
EMIL CSR Foundation	NIL	Negligible*	-	-

\* EMIL CSR Foundation had a loss of ₹ 236 in Fiscal 2022.

\*\* Cloudnine Retail Private Limited had a profit of ₹ 2,422.99 for the three month period ended June 30, 2022.

30. ***Our inability to continue to implement our marketing and advertising initiatives and brand building exercises could adversely affect our business and financial condition.***

The ability to differentiate our brand and stores from our competitors through our branding, marketing and advertising programs is an important factor in attracting customers. We undertake regular advertising and marketing activities to create visibility, stimulate demand and promote our stores, through various mediums of mass communication. Creating and maintaining public awareness of our brand is crucial to

our business and we accordingly invest in various marketing and advertising campaigns. If these campaigns are poorly executed or fail to elicit interest in potential customers, or customers lose confidence in our brand for any reason, it could harm our ability to attract and retain customers. Developing, promoting and positioning our brand will depend largely on the success of our marketing and advertising initiatives, the relationships we have with our customers and our ability to provide a consistent, high quality experience for our customers. In particular, we may face brand dilution to the extent we fail to develop, promote and position our brand effectively and consistently with respect to new products or any new product categories. To promote our brand and products, we have incurred, and expect to continue to incur, substantial expenses related to advertising and other marketing initiatives, including advertisements in newspapers, radio, social media and television. Our expenses in relation to the advertisement expenses, business promotion expenses and sales promotion expenses were ₹ 500.25 million, ₹ 1,403.39 million, ₹ 961.43 million and ₹ 1,195.23 million which represented 63.96%, 62.88%, 56.81%, and 64.96% of our total other expenses for the three-month period ended June 30, 2022 and Fiscals 2022, 2021 and 2020, respectively. Furthermore, there can be no assurance that our marketing efforts will succeed in maintaining our brand and its perception with customers.

**31. *Our revenue from online sales is marginal and there can be no assurance that the online sales strategy will be successful in the future.***

Our revenue from online sales were ₹ 154.56 million for the three-month period ended June 30, 2022, ₹ 399.59 million in Financial Year 2022, ₹ 444.57 million in Financial Year 2021 and ₹ 280.11 million in Financial Year 2020 which represented 1.18%, 0.98%, 1.47% and 0.94% of our revenue from sale of products – consumer electronics and durables for the three-month period ended June 30, 2022, Fiscals 2022, 2021 and 2020, respectively. Our revenue from online sales for the three-month period ended June 30, 2022, in Financial Year 2022, Financial Year 2021 and Financial Year 2020 has been negligible as compared to our total sale of products and there can be no assurance that the online sales strategy will be successful in the future.

**32. *Our retail sales largely depend on our brand reputation and any harm to our brand or reputation may adversely affect our business, financial condition, cash flows and results of operations.***

We believe that the recognition and reputation of our brand among our consumers, suppliers, and our workforce has contributed to the growth and success of our business. Maintaining and enhancing the recognition and reputation of our brand is critical to our future business success and competitiveness.

We may suffer brand damage in many ways and to varying degrees. For example, public perception may deteriorate if we or our sellers offer counterfeit, spurious, or damaged or defective goods or that we or our sellers do not provide satisfactory consumer service. In the event that customer complaints or adverse publicity from any other source damages our brand, our business may be adversely affected.

We are also very active through social media channels as part of our marketing strategy and as such are vulnerable to reputational damage through posts on our websites and others, or through marketing emails and text messages and through various other channels from disgruntled consumers, employees (current and former) and competitors.

If we are unable to maintain our reputation, enhance our brand recognition or increase positive awareness of our products, and services, it may be difficult to maintain and grow our consumer base, and our business operations, financial condition, cash flows and results of operations may be adversely affected.

**33. *There have been delays and defaults in payment of statutory dues of our Company. Such delays and defaults may lead to penalties being levied on our Company.***

There have been dues outstanding in respect of income-tax, duty of customs and goods and service tax on account of a dispute in Fiscal 2022 wherein the delayed payments were not outstanding for a period of more than six months from the date it become payable. While no penalties have been imposed on us for such delay and non-payment of statutory dues by the concerned regulatory authorities, there is no assurance that penalties, if any, will not be imposed on us in future.

The following are the details of the dues outstanding in respect of income-tax, duty of customs and goods and service tax on account of a dispute in Fiscal 2022:

Name of the statute	Nature of dues	Amount (₹ in million)	Amount paid under Protest* (₹ in million)	Period to which the amount relates	Forum where dispute is pending
Goods and Service Tax	Goods and Service Tax	3.43	1.46	January 1, 2019 to June 30, 2019	High Court, New Delhi

\* Paid subsequent to March 31, 2021.

Further, while we continue to pay all statutory dues which become payable in a timely manner, we cannot assure you that there will not be any defaults or delay in payments of statutory dues in future. For further details, see “*Management’s Discussion and Analysis of Financial Condition and Results of Operations*” beginning on page 274.

**34. *We purchase inventory in anticipation of sales, and if we fail to manage our inventory effectively during that period, our business and results of operations could be adversely affected.***

We purchase inventory from vendors and manufacturers based on our projected sales and as such, if we fail to manage our inventory effectively, our business and results of operations may be adversely affected. For example, excess inventory procurement may lead to interest costs and also liquidation cost or loss of sales, markdowns or write-offs. In situations that the inventory does not have the stock that the customer is looking for, we face the risk of our customer opting to buy the product from our competitor. Further, any damage or destruction to our merchandising at our warehouses or retail stores may impact our operating results.

We estimate our sales based on the forecast, demand and requirements for the forthcoming season. In general, the orders are placed a few months before the actual delivery of products in the stores. An optimal level of inventory is important to our business as it allows us to respond to customer demand effectively and to maintain a full range of products at our stores. We currently function on a low inventory level model. We typically maintain inventory levels that are sufficient for almost two months of operation. The inventory level as on June 30, 2022 and as on March 31, 2022, March 31, 2021 and March 31, 2020 was ₹ 4,732.95 million, ₹ 6,138.21 million, ₹ 4,813.69 million and ₹ 4,017.81 million, respectively, which works out to 36 days, 60 days, 63 days, and 54 days of inventory level for the three-month period ended June 30, 2022 and for the years ended March 31, 2022, March 31, 2021 and March 31, 2020, respectively. To improve our line capability, we try to stock our inventory in our warehouses due to limitations of space in our stores. Natural disasters such as earthquakes, extreme climatic or weather conditions such as floods or droughts, or natural conditions may adversely impact the supply of the products and local transportation. Should our supply of products be disrupted, we may not be able to procure an alternate source of supply of products in time to meet the demands of our customers, or we may not be able to procure products of equal quality or on equally competitive terms, or at all. Such disruption to supply would mean that our customer does not get the product he/she wants which would allow the customer to go to our competitors and this would materially and adversely affect our business, profitability and reputation. In addition, disruptions in the delivery of products to our warehouses and stores may occur for reasons such as poor handling, transportation bottlenecks, or labour strikes, which could lead to delayed or lost deliveries or damaged products and disrupt supply of these products. Further, for some of our products, we have limited warehouses for supply to our stores. If operations at such warehouses are affected for any reason, our supply chain for all our stores in respect of such products will be adversely affected. Any or all of these factors could reduce availability of products at our stores thereby reducing our sales which could adversely affect our reputation, and consequently our sales in the stores, business prospects, thereby impacting our profitability and financial performance.

**35. *There can be no guarantee that our lenders will not treat the differences between the reported amounts and books of accounts of our Company, as unexplained differences and charge additional interest or penalties in terms of loan documentation entered into with us or withdraw facilities altogether.***

We availed working capital funding from our lenders and are under an obligation to periodically report the stock and debtors position to our lenders. Historically, there were differences between the reported amounts and the books of accounts, which was mainly attributed to the use of estimated information prior to completion of all the book closure activities such as accrual of incentives, valuation of inventories, recording cut-off related adjustments etc. In order to avoid such mismatches between the reported amounts and the amounts as per the books of account of our Company, we have initiated the process to seek additional time from the lenders for submission of the relevant information. Further, the audited

information of current assets matching with the books of account as at June 30, 2022 and as at March 31, 2022, March 31, 2021 and March 31, 2020 were also furnished to the lenders subsequent to periodical submissions. For further details, please see “*Financial Statements - Restated Financial Information – Note 40 – Disclosures pursuant to the requirement as specified under Paragraph 6(L)(ix)(a) and (b) of the General Instruction for preparation of Balance Sheet of Schedule III to the Act* on page 270. However, there can be no guarantee that our lenders will not treat the above differences as unexplained differences and charge additional interest or penalties in terms of loan documentation entered into with us or withdraw facilities altogether.

**36. *We depend on third parties for a major portion of our transportation needs. Any disruptions may adversely affect our operations, business and financial condition.***

We rely on third party transportation and other logistic facilities at every stage of our business activity and for transportation from our warehouses to various stores. For this purpose, we hire services of transportation companies. However, we have not entered into any definitive agreements with any third party transport service providers and engage them on a needs basis. We rarely enter into written documentation in relation to the transportation services we hire which poses various additional risks including our inability to claim insurance. Further, the cost of our goods carried by such third party transporters is typically much higher than the consideration paid for transportation, due to which it may be difficult for us to recover compensation for damaged, delayed or lost goods. Our operations and profitability are dependent upon the availability of transportation and other logistic facilities in a time and cost efficient manner. Accordingly, our business is vulnerable to increased transportation costs including as a result of increase in fuel costs, transportation strikes, delays, damage or losses of goods in transit and disruption of transportation services because of weather related problems, strikes, lock-outs, accidents, inadequacies in road infrastructure or other events. Although we have experienced few disruptions in the past, there can be no assurance that such disruptions may not occur in future and any such prolonged disruption or unavailability of such facilities in a timely manner could result in delays or non-supply or may require us to look for alternative sources which may be cost inefficient, thereby adversely affecting our operations, profitability, reputation and market position.

**37. *We do not have in-transit insurance for the products that are delivered to our customers by the transport agent. Our Company is liable for any damages that are caused to the products in such a process. Such losses can adversely affect our profitability and our Company’s reputation.***

Our Company does not have in-transit insurance for the goods that are delivered from our warehouses to the stores and from the warehouses / stores to the customers. If damage is caused to the goods during the process of such deliveries or in case of accidents or in case of theft by the delivery persons, such damages are to be borne by our Company, which may increase our Company’s liability and can adversely affect the profitability and reputation of our Company.

**38. *Our operations could be adversely affected by strikes, work stoppages, demands for increased wages or any other kind of employee dispute. Such disruptions could lead to loss of business thereby impacting our revenues significantly.***

As on August 31, 2022, 2,091 employees (including executive directors) are on the rolls of our Company. We believe that we enjoy a good relationship with our workforce and we have also not experienced any labour disruptions in the past. However, there can be no assurance that we will not experience any strike, work stoppage or other industrial action in the future due to disputes or other problems with our workforce due to *inter alia* wage or other demands. Any such event could disrupt our operations, possibly for a significant period of time, result in increased wages and other benefits or otherwise have an adverse effect on our business, financial condition and results of operations.

**39. *Our ability to attract customers is dependent on the location of our stores and any adverse development impairing the success and viability of our stores could adversely affect our business, financial condition and results of operations.***

Our stores are typically located in densely populated residential areas and neighbourhoods keeping in mind accessibility and potential for future development. Sales are derived, in part, from the volume of footfalls in the stores located in these locations. Store locations may become unsuitable and our sales volume and customer traffic generally may be adversely affected by, among other things, change in

primary occupancy in a particular area from residential to commercial, competition from nearby retailers, changing customer demographics, changing lifestyle choices of customers in a particular market and the popularity of other businesses located near our stores.

Changes in areas around our store locations that result in reductions in footfalls or otherwise render the locations unsuitable, could result in reduced sales volume, which could materially and adversely affect our business, financial condition and results of operations.

**40. *Our inability to manage losses due to fraud, employee negligence, theft or similar incidents may have an adverse impact on our profitability and our reputation.***

Our business and the industry we operate in are vulnerable to the problem of product shrinkage. Shrinkage at our stores or our warehouses may occur through a combination of shoplifting by customer, pilferage by employees, damages, obsolescence and expiry and error in documents and transactions that go un-noticed. The retail industry also typically encounters some inventory loss on account of employee theft, shoplifting, vendor fraud, credit card fraud and general administrative error.

An increase in product shrinkage levels at our existing and future stores or our warehouses may force us to install additional security and surveillance equipment, which will increase our operational costs and may have an adverse impact on our profitability. Further, we cannot assure you whether these measures will successfully prevent product shrinkage. Furthermore, although we have cash management procedures and controls in place, there are inherent risks in cash management including, theft and robbery, employee fraud and the risks involved in transferring cash from our stores to banks. Finally, there have been instances of employee misconduct in the past which have not been material and we cannot assure you that we will be able to completely prevent such incidents in the future.

**41. *Our Company may not be able to grow at the same rate as it has done in the previous Financial Years. Any inability on our part to manage our growth or implement our strategies effectively could have a material adverse effect on our business, results of operations and financial condition.***

We have experienced reasonable growth in recent periods. Our revenue from operations have increased at a CAGR of 17.09 % from Fiscal 2020 to Fiscal 2022. Our growth strategies are subject to and involve risks and difficulties, many of which are beyond our control and, accordingly, there can be no assurance that we will be able to implement our strategy or growth plans, or complete them within the budgeted cost and timelines. Further, on account of changes in market conditions, industry dynamics, changes in regulatory policies or any other relevant factors, our growth strategy and plans may undergo substantial changes and may even include limiting or foregoing growth opportunities if the situation so demands. An increase in the number of stores will also increase our fixed operating costs, and there can be no assurance that we will be able to offset the increased cost with the incremental revenue. Any inability on our part to manage our growth or implement our strategies effectively could have a material adverse effect on our business, results of operations and financial condition.

**42. *Our Company's financing costs have increased in recent years. The increase in financing costs may increase our cost of doing business and adversely affect our profitability.***

Our Company's financing costs for the three month period ended June 30, 2022 were ₹ 238.16 million. The financing costs went up by 18.05% in Fiscal 2022 as compared to Fiscal 2021 from ₹ 716.74 million to ₹ 846.14 million. This was due to the increase in the utilization of working capital limit and availing new term loans which was result of increase in volume of business. Our Company's financing costs went up by 13.10 % in Fiscal 2021 as compared to Fiscal 2020 from ₹ 633.75 million to ₹ 716.74 million. This was due to the interruption in our business operations due to the pandemic in the first quarter of Fiscal 2021 and the resultant accumulation of stocks. A further increase in financing costs may increase our cost of doing business and adversely affect our profitability. For further details, see "Management's Discussion and Analysis of Financial Condition and Results of Operations" beginning on page 274.

**43. *Our Company has unsecured loans with a total outstanding amount of ₹ 1,340.53 million as of August 31, 2022, that may be recalled by the lenders at any time.***

Our Company has currently availed unsecured loans from IDFC First Bank and Bajaj Finance Limited which are exclusively used to fund our Company's inventory procurement. The total outstanding amount

of the unsecured loan as of August 31, 2022 was ₹ 1,340.53 million. These loans may be recalled by the lenders at any time. In the event that any lender seeks a repayment of any such loan, our Company would need to find alternative sources of financing, which may not be available on commercially reasonable terms, or at all and this may affect our Company's liquidity. If we are unable to procure such financing, we may not have adequate working capital to maintain the desired inventory level. As a result, any such demand may materially and adversely affect our business, cash flows, financial condition and results of operations. For further details on financing arrangements entered into by our Company, see "*Financial Indebtedness*" on page 309.

- 44. *Our funding requirements and proposed deployment of the Net Proceeds have not been appraised by a bank or a financial institution and if there are any delays or cost overruns, we may have to incur additional cost to fund the project because of which our business, financial condition and results of operations may be adversely affected.***

We intend to use the Net Proceeds for the purposes described in the "*Objects of the Issue*" on page 85. The funding requirements mentioned as a part of the objects of the Issue have not been appraised by any bank or financial institution. While a monitoring agency will be appointed for monitoring utilisation of the Net Proceeds, the proposed utilisation of the Net Proceeds is based on current conditions, internal management estimates, estimates received from the third party agencies and are subject to changes in the external circumstances or costs, or in other financial condition, business or strategy as discussed further below.

Based on the competitive nature of our industry, we may have to revise our business plan and / or management estimate from time to time and consequently our funding requirements may also change. Our internal management estimates may exceed fair market value or the value that would have been determined by third party appraisals, which may require us to reschedule or reallocate our capital expenditure and may have an adverse impact on our business, financial condition, results of operations and cash flows. Further, pending utilisation of Net Proceeds towards the Objects, our Company will have the flexibility to deploy the Net Proceeds and to deposit the Net Proceeds temporarily in deposits with one or more scheduled commercial banks included in the Second Schedule of the Reserve Bank of India Act, 1939. Accordingly, prospective investors in the Issue will need to rely on our management's judgment with respect to the use of Net Proceeds. If we are unable to enter into arrangements for utilisation of the Net Proceeds as expected and assumed by us in a timely manner or at all, we may not be able to derive the expected benefits from the Net Proceeds and our business and financial results may suffer.

- 45. *Our business is subject to seasonal and cyclical volatility due to which there may be fluctuation in the sales of products which could lead to higher closing inventory position, which may adversely affect our business.***

We offer products at our stores that our consumers require and our success is dependent on our ability to meet our consumers' requirements. The retail consumer spending is heavily dependent on the economy and, to a large extent, on various occasions such as festivals, seasonal changes, weddings, etc. Any year also has phases of lean sales. We have historically experienced seasonal fluctuation in our sales, with higher sales volumes associated with the festive period in the third quarter of each Financial Year. We have also seen higher sales volume of particular products in a certain season, for e.g.: the sales of air-conditioners increase in the summer season. These seasonal variations in consumer demand subject our sector to a considerable degree of volatility. As a result, our revenue and profits may vary during different quarters of the financial year and certain periods may not be indicative of our financial position for a full financial year or future quarters or periods and may be below market expectations. Further, any unanticipated decrease in demand for our products during our peak selling season could result into higher closing inventory position, which may lead to sale and liquidation of inventory getting delayed against the trajectory under normal course of business, which could adversely affect our financial position and business operations. Fluctuations in the electronic retail market affect the inventory owned by electronic retailers, since merchandise usually must be manufactured in advance of the season and frequently before the trends are evidenced by customer purchases. In addition, the cyclical nature of the retail electronics business requires us to carry a significant amount of inventory, especially prior to peak selling seasons when we build up our inventory levels.

Also, since our business is seasonal in nature, we are vulnerable to non-availability of products during the peak season where there are higher number of footfalls. Such instances may lead to our customers approaching our competitors. This may lead to a reduction in our customer base. Further, we will be vulnerable to demand and pricing shifts and to suboptimal selection and timing of merchandise production. If sales do not meet expectations, too much inventory may lower planned margins. Our brand image may also suffer if customers believe we are no longer able to offer the latest products. The occurrence of these events could adversely affect our cash flows, financial condition and business operations.

**46. *Our Company depends on the knowledge and experience of our Promoters and other Key Managerial Personnel for our growth. The loss of their services may have a material adverse effect on our business, financial condition and results of operations.***

Our Company depends on the management skills and guidance of our Promoters for development of business strategies, monitoring its successful implementation and meeting future challenges. Our Key Managerial Personnel complement the vision of our Promoters and perform a crucial role in conducting our day-to-day operations and execution of our strategies. In the event we are unable to attract and retain managerial personnel or our Key Managerial Personnel join our competitors or form competing companies, our ability to conduct efficient business operations may be impaired. The loss of the services of such personnel or our Promoters and our inability to hire and retain additional qualified personnel may have an adverse effect on our business, financial condition and results of operations.

**47. *Any inability or failure on our part to control our attrition rate or recruit fresh talent may have an adverse effect on our operations and business.***

Our success depends on our ability to attract, hire, train and retain skilled customer and sales personnel. In the retail industry, the level and quality of sales personnel and customer service are key competitive factors and an inability to recruit, train and retain suitably qualified and skilled sales personnel could adversely impact our reputation, business prospects and results of operations. Typically, the retail industry suffers from high attrition rate especially at the store level. Our customer sales representatives and other employees play a key role in managing our customer expectations. Furthermore, there will be added pressure on us as new entrants in the retail industry look for trained manpower at various levels. There can be no assurance that attrition rates for our employees, will not increase. A significant increase in our employee attrition rate could also result in decreased operational efficiencies and productivity, loss of market knowledge and customer relationships, and an increase in recruitment and training costs, thereby materially and adversely affecting our business, results of operations and financial condition. We cannot assure you that we will be able to find or hire personnel with the necessary experience or expertise to operate our retail stores in our existing markets or new markets that we are entering into. In the event that we are unable to hire people with the necessary knowledge or the necessary expertise, our business may be severely disrupted, financial condition and results of operations may be adversely affected. Further, our total staff comprises of employees on contract as well, and while we believe that such a high proportion of employees on contract gives us the necessary flexibility and helps us run our business in an efficient and cost-effective manner, it also makes us more susceptible to sudden shortages and lack of skilled personnel while competing for them with our competitors in the market we operate.

**48. *Our agreements with various banks for financial arrangements contain restrictive covenants for certain activities and if we are unable to get their approval, it might restrict our scope of activities and impede our growth plans.***

As on August 31, 2022, our aggregate outstanding indebtedness was ₹ 6,126.10 million. Some of the financing arrangements entered into by our Company contain restrictive covenants and / or events of default that limit our ability to undertake certain types of transactions. While we have obtained the prior consent from our working capital and term loan lenders for the Issue, we cannot assure you that we will be able to comply with these financial or other covenants. Any failure to comply with these requirements or other conditions or covenants under our financing agreements that is not waived by our lenders or is not otherwise rectified by us, may require us to repay the borrowing in whole or part and may include other related costs. Our Company may be forced to sell some or all of its assets or limit our operations. Further, the banks may change the extant banking policies or increase the interest rates/levy penal interest for non-compliances, if any.

In addition, any failure to make payments of interest or principal on our outstanding indebtedness on a timely basis would likely result in a reduction of our creditworthiness or credit rating, which could harm our ability to incur additional indebtedness on acceptable terms. The credit ratings received by our Company on July 15, 2022 are as follows:

Nature of debt instruments	Rating agency	Credit Ratings
Fund-based working capital limits	India Ratings & Research	IND A-/Stable/IND A2+
Term loans	India Ratings & Research	IND A-/Stable

This may adversely affect our ability to conduct our business and impair our future growth plans. For further information of outstanding indebtedness, see the chapter titled “*Financial Indebtedness*” on page 309 of this Red Herring Prospectus.

- 49. *Our business is operating under various laws which require us to obtain approvals from the concerned statutory/regulatory authorities in the ordinary course of business, and if we are unable to obtain these approvals and the renewals, our business operations could be adversely affected thereby impacting our revenues and profitability.***

We are governed by various laws and regulations for carrying our business activities. We require certain approvals, licences, registrations and permissions for operating our business, some of which may have expired and for which we may have either made, or are in the process of making, an application for obtaining the approval for its renewal. For example, shops and establishment legislations are applicable in the states where we have our stores and warehouses. These legislations regulate the conditions of work and employment in shops and commercial establishments and generally prescribes obligations in respect of inter alia registration, opening and closure of hours, daily and weekly working hours, holidays, leave, health and safety measures and wages for overtime work. Therefore, we are required to obtain registration under the same. If we do not receive or obtain the timely renewal of the required statutory and regulatory permits and approvals that are required to carry on our operations, we may need to shut our operations in that particular store and may have a material adverse effect on our business and on our results of operations. Further, expansion to new geographies might also get delayed if the required statutory and regulatory permits and approvals are not obtained in a timely manner, thereby leading to delay in the expansion plans our Company. For further details on the statutory approvals, licenses obtained and/or applied for by us, see chapter titled “*Government and Other Statutory Approvals*” on page 320 of this Red Herring Prospectus. Additionally, we cannot assure you that the approvals, licenses, registrations or permits issued to us will not be suspended or revoked in the event of non-compliance or alleged non-compliance with any terms or conditions thereof, or pursuant to any regulatory action. If we fail to comply or a regulator claims that we have not complied with these conditions, our business, prospects, financial condition and results of operations may be adversely affected.

- 50. *This Red Herring Prospectus contains information from an industry report prepared by CRISIL, commissioned by us for the purpose of the Issue for an agreed fee.***

This Red Herring Prospectus includes information that is derived from an industry report titled ‘*Assessment of Electronic Retailing in India*’ dated September 8, 2022 prepared by CRISIL, in the sections titled “*Industry Overview*”, “*Our Business*”, “*Risk Factors*”, and “*Management’s Discussion and Analysis of Financial Condition and Results of Operations*” on pages 112, 156, 27 and 274, respectively. We engaged CRISIL Research, a division of CRISIL, in connection with the preparation of the Company Commissioned CRISIL Report on February 16, 2021, as amended by a letter dated August 30, 2022, which has been paid-for by the Company in connection with the Issue.

Industry publications generally state that the information contained in those publications has been obtained from publicly available documents from various sources believed to be reliable but that their accuracy and completeness are not guaranteed and their reliability cannot be assured. Accordingly, no investment decisions should be solely based on such information. The data used in these sources may have been reclassified by us for the purposes of presentation. Data from these sources may also not be comparable.



The Company Commissioned CRISIL Report highlights certain industry and market data, which may be subject to assumptions. Methodologies and assumptions vary widely among different industry sources. Forecasts, estimates, predictions, and other forward-looking statements contained in the Company Commissioned CRISIL Report and this Red Herring Prospectus are inherently uncertain because of changes in factors underlying their assumptions, or events or combinations of events that cannot be reasonably foreseen. Actual results and future events could differ materially from such forecasts, estimates, predictions, or such statements. Furthermore, the Company Commissioned CRISIL Report is not a recommendation to invest or disinvest in any company covered in the Company Commissioned CRISIL Report. Accordingly, prospective investors should not place undue reliance on, or base their investment decision solely on this information.

In view of the foregoing, you may not be able to seek legal recourse for any losses resulting from undertaking any investment in the Issue pursuant to reliance on the information in this Red Herring Prospectus based on, or derived from, the Company Commissioned CRISIL Report. You should consult your own advisors and undertake an independent assessment of information in this Red Herring Prospectus based on, or derived from, the Company Commissioned CRISIL Report before making any investment decision regarding the Offer.

**51. *Our Company has not paid any dividends in the past and we may not be able to pay dividends in the future.***

Our Company has not declared dividends for any financial year in the past and our Company may not be able to declare dividends in the future. The declaration, payment and amount of any future dividends is subject to the discretion of the Board and Shareholders, and will depend upon various factors, *inter alia*, our earnings, financial position, capital expenditures and availability of profits, restrictive covenants in our financing arrangements and other prevailing regulatory conditions from time to time. Any of these factors may thus restrict our ability to pay dividends in the future. If we are unable to pay dividends in the future. Realization of a gain on Shareholders' investments will depend on the appreciation of the price of the Equity Shares. There is no guarantee that our Equity Shares will appreciate in value.

**52. *Our inability to procure and/or maintain adequate insurance cover in connection with our business may adversely affect our operations and profitability.***

Our operations may be subject to risks such as fire, accidents and natural disasters. We maintain customary insurance policies for our Company, including fire and allied perils for the inventory and buildings, directors' and officers' liability policy, and vehicle insurance. The details of insurance coverage of our insured assets as on June 30, 2022, is as follows:

**(₹ in million)**

<b>Insured Asset</b>	<b>Carrying amount as on June 30, 2022 (A)</b>	<b>Sum Assured (B)</b>	<b>Insurance Coverage [(B/A) *100]^</b>
Inventories	4,732.95	6,220.22	131.42
Buildings	1,321.82	576.21	43.59
Vehicles	68.34	62.79	91.89
Land	1,956.78	0.00	0.00
Other Non-Current Assets*	978.00	0.00	0.00

<sup>^</sup> **Insurance Coverage ratio** is calculated using the formula: Sum Assured / Carrying amount of asset from the restated consolidated financial statements as on June 30, 2022 multiplied by 100.

Where:-

**Sum Assured** is the total of Sum Assured for individual assets within a category (Inventory, vehicle & Building) for which a valid insurance policy was in existence as on June 30, 2022.

**Insurance Coverage** is calculated on a comprehensive basis for all the assets in a category such as Vehicle, Building and inventories but not for individual assets in a category. There may be instances where some individual assets may be insured for more than carrying amount, some may be insured for less than carrying value or some may have remained uninsured.

\***Other Non-Current Assets** includes Plant & Machinery, Electrical & Office Equipments, Furniture & Fixtures, Leasehold Improvements, computers & Data Processing Equipments, and Other Equipments.

For further details, please see "Our Business – Insurance" on page 177.

Whilst we believe that we maintain adequate insurance coverage amounts for our business and operations, our insurance policies are subject to exclusions and deductibles, and may not provide adequate coverage or cover all risks. If any or all of our equipment is damaged in whole or in part, or if there is a loss of life of our employees, our operations may get interrupted, totally or partially, for a temporary period. Additionally, our Company does not maintain cybercrime insurance. We also do not maintain key-man insurance for any of our key personnel and loss of the services of such key personnel may have an adverse effect on our business, financial condition and results of operations.

There can be no assurance that any claim under the insurance policies maintained by us will be honoured fully, in part or on time, or that our insurance policies will be adequate to cover the losses incurred. Notwithstanding the insurance coverage that we carry, we may not be fully insured against certain business risks such as the occurrence of an event that causes losses in excess of limits specified under the relevant policy or losses arising from events not covered by the insurance policies and insurance policies that we procure may not be adequate to cover all the risks associated with our business. Additionally, there may be various other risks and losses for which we are not insured because such risks are either uninsurable or not insurable on commercially acceptable terms.

Our insurance coverage expires from time to time. We apply for the renewal of our insurance coverage in the normal course of our business, but we cannot assure you that such renewals will be granted in a timely manner, at an acceptable cost or at all. To the extent that we suffer loss or damage for which we did not obtain or maintain insurance, and which is not covered by insurance or exceeds our insurance coverage or where our insurance claims are rejected, the loss would have to be borne by us and our results of operations, cash flows and financial condition may be adversely affected.

53. ***Our Promoters namely Karan Bajaj and Pavan Bajaj and Renu Bajaj, a member of our Promoter Group, have provided personal guarantees for loans availed by us. Our Company has also given certain bank guarantees. In event of default of the debt obligations, the personal guarantees and the bank guarantees may be invoked thereby adversely affecting our Promoters' ability to manage the affairs of our Company and our Company's profitability and consequently this may impact our business, prospects, financial condition and results of operations.***

Our Company has availed loans in the ordinary course of business for the purposes including working capital and term loans. Our Promoters namely Karan Bajaj and Pavan Bajaj and Renu Bajaj, a member of our Promoter Group, have provided personal guarantees in relation to certain loans obtained by our Company, for details please see the sections titled "Our Promoters and Promoter Group" and "Financial Indebtedness" on pages 211 and 309, respectively. Our Company has also obtained certain bank guarantees in favour of third parties in the ordinary course of business. In the event of default in repayment of the loans by the Company, the personal guarantees may be invoked by our lenders thereby adversely affecting our Promoters' ability to manage the affairs of our Company and our Company's profitability in the case of the bank guarantees, respectively and this, in turn, could adversely affect our business, prospects, financial condition and results of operations. Further, if any of these guarantees are revoked by our Promoters or by Renu Bajaj, our lenders may require alternate securities or guarantees and may seek early repayment or terminate such facilities. Any such event could adversely affect our financial condition and results of operations.

54. ***Our Promoters are co-borrowers to a working capital facility availed by our Company. In event of default of the debt obligations, our Promoters will have to bear the liability, which may adversely affect the Promoters' ability to manage the affairs of our Company.***

Our Company has availed a working capital facility of ₹ 1,000 million from IDFC First Bank Limited where our Promoters are the co-borrowers. In event of default of the debt obligations, our Promoters will have to bear the liability, which may adversely affect the Promoters' ability to manage the affairs of our Company.

55. ***Our Promoters hold Equity Shares and have interests in our performance in addition to their normal remuneration or benefits and reimbursement of expenses incurred.***

Our Promoters may be regarded as having an interest in our Company other than reimbursement of expenses incurred and normal remuneration or benefits. Our Promoters may also be deemed to be interested to the extent of Equity Shares held by them as well as to the extent of any dividends, bonuses,

or other distributions on such Equity Shares. Further, our Company has entered into leave and license agreements with our Promoters and Renu Bajaj, a member of our Promoter Group, for the usage of certain commercial properties located in Hyderabad, Telangana. In addition, our Promoters, Pavan Kumar Bajaj and Karan Bajaj, and our Director, Astha Bajaj, are entitled to receive certain perquisites, including free furnished accommodation or housing rent allowance in lieu of our Company provided accommodation, re-imbursment of medical expenses and charges for upkeep and maintenance of accommodation and cars and used for official purposes. For further details, see “*Capital Structure*”, “*Our Management – Interests of Directors*” and “*Our Promoters and Promoter Group – Interest of our Promoters*” and on pages 78, 196 and 211 of this Red Herring Prospectus, respectively. We cannot assure you that our Promoters will exercise their rights as shareholders to the benefit and best interest of our Company.

**56. Our Company has entered into, and will continue to enter into, related party transactions which may not always enable us to achieve the most favourable terms.**

In the ordinary course of our business, we enter into and will continue to enter into transactions with related parties. The details of the related party transactions for the three-month period ended June 30, 2022, Fiscals 2022, 2021 and 2020 has been provided below:

**A) Transaction with related parties**

(₹ in million)

Nature of transactions	Transaction details	For the three-month period ended June 30, 2022	For the year ended	For the year ended	For the year ended
			March 31, 2022	March 31, 2021	March 31, 2020
Expenses	Managerial Remuneration	20.04	96.82	85.83	114.55
	Director’s sitting fees	1.50	1.80	0.73	0.73
	Reimbursement of expenses	-	-	-	-
	Rent paid	4.72	16.12	14.41	14.41
	Remuneration to relatives of KMPs	0.70	2.57	2.62	2.50
	<b>Total</b>	<b>26.96</b>	<b>117.31</b>	<b>103.59</b>	<b>132.19</b>
	<b>% of Revenue from operations</b>	<b>0.19%</b>	<b>0.27%</b>	<b>0.32%</b>	<b>0.42%</b>
Revenue	Sale of products	-	-	-	2.23
	<b>Total</b>	-	-	-	<b>2.23</b>
	<b>% of Revenue from operations</b>	-	-	-	<b>0.01%</b>
Other related party transactions	Loans received	-	-	-	0.05
	<b>Total</b>	-	-	-	<b>0.05</b>

**B) Receivable/(payable) to related parties**

(₹ in million)

Name of the Related Party	Three month period ended June 30, 2022	March 31, 2022	March 31, 2021	March 31, 2020
Pavan Kumar Bajaj	7.32	7.32	(2.76)	(13.81)
Karan Bajaj	(1.42)	(1.42)	(19.06)	(27.96)
Astha Bajaj	(1.25)	(1.25)	(14.30)	(8.91)
Ramesh Madhupalli	NA	NA	(0.34)	(0.34)
Premchand Devarakonda	(0.81)	(0.67)	(0.44)	-

Name of the Related Party	Three month period ended June 30, 2022	March 31, 2022	March 31, 2021	March 31, 2020
Prem Bajaj	(0.21)	(0.21)	(0.20)	(0.17)
Renu Bajaj	0.59	0.59	0.60	0.74
Seema Narula	(0.17)	(0.17)	-	-

**C) Details of guarantees given by directors and KMPs as**

(₹ in million)

Type of borrowings	Name of the directors	Relationship with company	Nature of guarantee	Three month period ended June 30, 2022	March 31, 2022	March 31, 2021	March 31, 2020
Long term borrowings from HDFC and Kotak Mahindra Bank Limited	Pavan Kumar Bajaj	Director	Personal guarantees	602.53	618.82	60.90	114.80
	Karan Bajaj	Director					
	Renu Bajaj	Relative of KMP					
Short term borrowings from HDFC	Pavan Kumar Bajaj	Director	Personal guarantees and pledge of certain personal properties	1,355.66	2,684.83	2,655.59	2,535.78
	Karan Bajaj	Director					
	Renu Bajaj	Relative of KMP					
Short term borrowings- From Bajaj Finance Limited	Pavan Kumar Bajaj	Director	Personal guarantees	995.80	995.80	-	-
	Karan Bajaj	Director					
Long term borrowings from ICICI Bank, Axis Bank and Bajaj Finance Limited	Pavan Kumar Bajaj	Director	Personal guarantees	1,054.86	-	679.49	609.75
	Karan Bajaj	Director					
Capital advances	Karan Bajaj	Director	Personal guarantees	-	-	-	55.66

While we believe that all such related party transactions that we have entered into are legitimate business transactions conducted on an arms' length basis, there can be no assurance that we could not have achieved more favourable terms had such arrangements been entered into with unrelated parties. Further, while we cannot assure you that these arrangements in the future, or any future related party transactions that we may enter into, individually or in the aggregate, will not have an adverse effect on our business, financial condition, results of operations, cash flows and prospects. Further, any future transactions with our related parties could potentially involve conflicts of interest which may be detrimental to our Company. While we have adopted a policy for the related party transactions, there can be no assurance that our Directors and executive officers will be able to address these conflicts of interests or others in an impartial manner. For further details regarding our related party transactions, see "Financial Statements – Note 34 – Related party disclosures" on page 263.

**57. *Our Promoters and Promoter Group will continue to have significant shareholding in our Company after the Issue, which will allow them to exercise significant influence over the Company.***

After the completion of the Issue, our Promoters and Promoter Group will have significant shareholding in our Company. Accordingly, our Promoters and Promoter Group will continue to exercise significant influence over our business and all matters requiring shareholders' approval, including the composition of our Board of Directors, the adoption of amendments to the constitutional documents of our Company, the approval of mergers, strategic acquisitions or the sales of substantially all of our assets, and the policies for dividends, lending, investments and capital expenditures. This concentration of ownership may also delay, defer or even prevent a change in control of our Company and the completion of certain transactions may become more difficult or impossible without the support of our Promoters and Promoter Group. Further, the SEBI Takeover Regulations may limit the ability of a third party to acquire control of our Company. The interests of our Promoters, as our Company's controlling shareholders, could conflict with our Company's interests, your interests or the interests of our other shareholders.

**58. *Significant differences exist between Ind AS used to prepare our financial information and other accounting principles, such as U.S. GAAP and IFRS, which may affect investors' assessments of our Company's financial condition.***

Our Restated Consolidated Financial Information for the three month period ended June 30, 2022, Financial Years 2022, 2021 and 2020 included in this Red Herring Prospectus are presented in conformity with Ind AS, in each case restated in accordance with the SEBI ICDR Regulations and the Guidance Note on "Reports in Company Prospectus (Revised 2019)" issued by the ICAI. Ind AS differs from accounting principles with which prospective investors may be familiar, such as Indian GAAP, IFRS and U.S. GAAP.

We have not attempted to explain in a qualitative manner the impact of the IFRS or U.S. GAAP on the financial information included in this Red Herring Prospectus, nor do we provide a reconciliation of our financial information to those of U.S. GAAP or IFRS. U.S. GAAP and IFRS differ in significant respects from Ind AS and Indian GAAP, which may differ from accounting principles with which prospective investors may be familiar in other countries. Accordingly, the degree to which the financial information included in this Red Herring Prospectus, which are restated as per the SEBI ICDR Regulations included in this Red Herring Prospectus, will provide meaningful information is entirely dependent on the reader's level of familiarity with Indian accounting practices, Ind AS, the Companies Act and the SEBI Regulations. Any reliance by persons not familiar with Indian accounting practices, Ind AS, the Companies Act and the SEBI Regulations, on the financial disclosures presented in this Red Herring Prospectus should accordingly be limited

**59. *We have contingent liabilities on our balance sheet, as per our restated consolidated financials, as at June 30, 2022. If any of these contingent liabilities actually occur, they may adversely impact our profitability and may have a material adverse effect on our results of operations and financial condition.***

The following are the contingent liabilities on our balance sheet, as per our restated consolidated financials, as at June 30, 2022. If any of these actually occur, they may adversely impact our profitability and may have a material adverse effect on our results of operations and financial condition:

<b>Particulars</b>	<b>As at June 30, 2022</b>
Claims against the Company not acknowledged as debt	₹ 13.24 million

*Note: Our Company has received an order from the National Anti-Profiteering Authority of the Central Goods and Services Tax Act, 2017 during the year ended March 31, 2021 demanding an amount of ₹ 3.43 million alleging certain non-compliances with the anti-profiteering regulations of the Goods and Services Act, 2017. Our Company has filed necessary appeals in this regard with the appropriate appellate authorities which is pending for adjudication as at the date of the RHP.*

For further details in relation to the aforesaid contingent liabilities, please see "Financial Statements – Note: 32: Contingent Liabilities" on page 262.

If such contingent liabilities materialize, they may adversely impact our profitability and may have a material adverse effect on our results of operations and financial condition.

**60. *We may not maintain profitability in the future.***

Although we have been profitable in the past, we expect to make investments in growing our business and may undertake acquisitions of other synergistic companies, which could reduce our profitability compared to past periods. As a result of these increased expenditures, our profitability could decline in future periods. In future periods, our revenue could decline or grow more slowly than we expect. We also may incur significant losses in the future for a number of reasons, including due to the other risks described in this Red Herring Prospectus, and we may encounter unforeseen expenses, difficulties, complications, delays and other unknown factors.

## **EXTERNAL RISK FACTORS**

### ***Risks in relation to India***

**61. *Governmental actions and changes in policy with respect to foreign investment in the Indian retail industry and adverse change in taxes could adversely affect our business.***

The Government of India and the Government of each State of India (each a “**State Government**”), have broad powers to regulate the Indian economy which may impact our business. In the past, the Government of India and State Governments have used such powers to influence, directly and indirectly, the Indian retail industry and the local manufacturing activities. Examples of such measures include:

- (i) permission for foreign investment in Indian retail industry,
- (ii) granting tax concessions for operation of new businesses in a particular region, and
- (iii) value added tax/sales tax regulations.

With respect to permission for foreign investment in India, the Indian government has in the past permitted FDI up to 51% in multi-brand retail under automatic route subject to fulfillment of specified conditions. Until then FDI in retail trading was prohibited except FDI in single brand product retail trading which could be undertaken through the government route up to 100%. While such decisions of allowing FDI in multi-brand retail may prove beneficial to the Indian economy, this move has also attracted severe competition for us. There can be no assurance that the current levels of FDI limit in multi-brand retail under automatic route will not increase in the future, or that State Governments will not introduce additional measures, each of which could adversely affect our business.

There can be no assurance that the current levels of taxes, tariffs and duties will not increase in the future, or that State Governments will not introduce additional levies, each of which may result in increased operating costs and lower income. To the extent additional levies are imposed, there can be no assurance that we will be able to pass such cost increases on to our partner brands.

**62. *Financial instability in other countries may cause increased volatility in Indian financial markets.***

The Indian market and the Indian economy are influenced by economic and market conditions in other countries, particularly emerging market countries in Asia. A loss of investor confidence in the financial systems of other emerging markets may cause increased volatility in Indian financial markets and, indirectly, in the Indian economy in general. Any worldwide financial instability could also have a negative impact on the Indian economy. Financial disruptions may occur again and could harm our business, our future financial performance and the prices of the Equity Shares.

The recent outbreak of COVID-19 has significantly affected financial markets around the world. Any other global economic developments or the perception that any of them could occur may continue to have an adverse effect on global economic conditions and the stability of global financial markets, and may significantly reduce global market liquidity and restrict the ability of key market participants to operate in certain financial markets. Any of these factors could depress economic activity and restrict our access to capital, which could have an adverse effect on our business, financial condition, cash flows and results of operations and reduce the price of our Equity Shares. Any financial disruption could have

an adverse effect on our business, future financial performance, shareholders' equity and the price of our Equity Shares.

**63. *Changing laws, rules and regulations and legal uncertainties in India may adversely affect our business and financial performance.***

Our business and financial performance could be adversely affected by unfavourable changes in, or interpretations of existing laws, or the promulgation of new laws, rules and regulations applicable to us and our business. Please see “*Key Regulations and Policies*” on page 179.

The regulatory and policy environment in which we operate is evolving and subject to change. There can be no assurance that the Government of India may not implement new regulations and policies which will require us to obtain approvals and licenses from the Government and other regulatory bodies, or impose onerous requirements, conditions, costs and expenditures on our operations. Any changes in international treaties or export technological restrictions in other countries and the related uncertainties with respect to the implementation of the any such regulations may have a material adverse effect on our business, financial condition, results of operations and cash flows. In addition, we may have to incur capital expenditures to comply with the requirements of any new regulations, which may also materially harm our results of operations and cash flows. Any changes to such laws may adversely affect our business, financial condition, results of operations, cash flows and prospects.

For instance, due to the COVID- 19 pandemic, the Government of India also passed the Taxation and Other Laws (Relaxation of Certain Provisions) Act, 2020, implementing relaxations from certain requirements under, among others, the Central Goods and Service Tax Act, 2017 and Customs Tariff Act, 1975. Further, the Government of India has notified the Finance Act, 2022, which has introduced various amendments. More recently, the Government of India announced the union budget for Fiscal 2023, following which the Finance Bill, 2022 (“**Finance Bill 2022**”) was introduced in the Lok Sabha on February 1, 2022. Subsequently, the Finance Bill 2022 received the assent from the President of India on March 30, 2022, and became the Finance Act, 2022 (“**Finance Act 2022**”). We have not fully determined the impact of these recent and proposed laws and regulations on our business. We cannot predict whether any amendments made pursuant to the Finance Act, 2022 would have an adverse effect on our business, financial condition and results of operations. Unfavourable changes in or interpretations of existing, or the promulgation of new, laws, rules and regulations including foreign investment and stamp duty laws governing our business and operations could result in us being deemed to be in contravention of such laws and may require us to apply for additional approvals.

Uncertainty in the applicability, interpretation or implementation of any amendment to, or change in, governing law, regulation or policy in the jurisdictions in which we operate, including by reason of an absence, or a limited body, of administrative or judicial precedent may be time consuming as well as costly for us to resolve and may impact the viability of our current business or restrict our ability to grow our business in the future. Further, if we are affected, directly or indirectly, by the application or interpretation of any provision of such laws and regulations or any related proceedings, or are required to bear any costs in order to comply with such provisions or to defend such proceedings, our business and financial performance may be adversely affected.

**64. *Financial difficulty and other problems in certain financial institutions in India could have a material adverse effect on our business, results of operations, cash flows and financial condition.***

We are exposed to the risks of the Indian financial system which may be affected by the financial difficulties faced by certain Indian financial institutions whose commercial soundness may be closely related as a result of credit, trading, clearing or other relationships. This risk, which is sometimes referred to as “systemic risk”, may adversely affect financial intermediaries, such as clearing agencies, banks, securities firms and exchanges with which we interact on a daily basis. Any such difficulties or instability of the Indian financial system in general could create an adverse market perception about Indian financial institutions and banks and adversely affect our business.

**65. *We may be affected by competition laws, the adverse application or interpretation of which could adversely affect our business.***

The Competition Act, 2002, of India, as amended (“**Competition Act**”), regulates practices having an appreciable adverse effect on competition in the relevant market in India (“**AAEC**”). Under the Competition Act, any formal or informal arrangement, understanding or action in concert, which causes or is likely to cause an AAEC is considered void and may result in the imposition of substantial penalties. Further, any agreement among competitors which directly or indirectly involves the determination of purchase or sale prices, limits or controls production, supply, markets, technical development, investment or the provision of services or shares the market or source of production or provision of services in any manner, including by way of allocation of geographical area or number of customers in the relevant market or directly or indirectly results in bid-rigging or collusive bidding is presumed to have an AAEC and is considered void. The Competition Act also prohibits abuse of a dominant position by any enterprise.

On March 4, 2011, the Government notified and brought into force the combination regulation (merger control) provisions under the Competition Act with effect from June 1, 2011. These provisions require acquisitions of shares, voting rights, assets or control or mergers or amalgamations that cross the prescribed asset and turnover based thresholds to be mandatorily notified to and pre-approved by the Competition Commission of India (the “**CCI**”). Additionally, on May 11, 2011, the CCI issued Competition Commission of India (Procedure for Transaction of Business Relating to Combinations) Regulations, 2011, as amended, which sets out the mechanism for implementation of the merger control regime in India.

The Competition Act aims to, among others, prohibit all agreements and transactions which may have an AAEC in India. Consequently, all agreements entered into by us could be within the purview of the Competition Act. Further, the CCI has extra-territorial powers and can investigate any agreements, abusive conduct or combination occurring outside India if such agreement, conduct or combination has an AAEC in India. However, the impact of the provisions of the Competition Act on the agreements entered into by us cannot be predicted with certainty at this stage. However, since we pursue an acquisition driven growth strategy, we may be affected, directly or indirectly, by the application or interpretation of any provision of the Competition Act, or any enforcement proceedings initiated by the CCI, or any adverse publicity that may be generated due to scrutiny or prosecution by the CCI or if any prohibition or substantial penalties are levied under the Competition Act, it would adversely affect our business, results of operations, cash flows and prospects.

**66. *Our business is affected by economic, political and other prevailing conditions in India.***

We are incorporated in India, and our operations are solely in India. As a result, our results of operations and cash flows are significantly affected by factors influencing the Indian economy. Factors that may adversely affect the Indian economy, and hence our results of operations and cash flows, may include:

- any increase in interest rates or inflation;
- any exchange rate fluctuations;
- any scarcity of credit or other financing, resulting in an adverse impact on economic conditions and scarcity of financing for our expansions;
- prevailing income conditions among consumers and corporates;
- changes in tax, trade, fiscal or monetary policies;
- political instability, terrorism or military conflict in the region or globally, including in various neighbouring countries;
- occurrence of natural or man-made disasters;
- prevailing regional or global economic conditions, including in the relevant country’s principal export markets;
- epidemic, pandemic or any other public health in India or in countries in the region or globally, including in India’s various neighbouring countries;
- any downgrading of the Government’s debt rating by a domestic or international rating agency;
- instability in financial markets;
- other significant regulatory or economic developments in or affecting India or the emerging markets;
- and
- logistical and communications challenges.



**67. *If there is any change in tax laws or regulations, or their interpretation, such changes may significantly affect our financial statements for the current and future years, which may have a material adverse effect on our financial position, business, results of operations and cash flows.***

Any change in tax laws including upward revision to the currently applicable normal corporate tax rate of 22% along with applicable surcharge and cess, our tax burden will increase. Other benefits such as exemption for income earned by way of dividend from investments in other domestic companies and units of mutual funds, exemption for interest received in respect of tax free bonds, and long-term capital gains on equity shares if withdrawn by the statute in the future, may no longer be available to us.

Similarly, in relation to the applicable law on indirect taxation, the Government of India has notified a comprehensive national GST regime that combines taxes and levies by the central and state governments into one unified rate of interest with effect from July 1, 2017.

The Government of India has announced the union budget for Fiscal 2022 and the Finance Act, 2021 (“**Finance Act**”) has received assent from the President of India on March 28, 2021. We cannot yet ascertain the impact that the Finance Act may have on our business and operations or on the industry in which we operate, with certainty, or whether any amendments made pursuant to the Finance Act would have a material adverse effect on our business, financial condition, cash flows and results of operations.

We cannot predict whether any tax laws or regulations impacting our products will be enacted, what the nature and impact of the specific terms of any such laws or regulations will be or whether, if at all, any laws or regulations would have a material adverse effect on our business, financial condition, cash flows and results of operations. Prospective investors should consult their own tax advisors in relation to the consequences of investing in the Equity Shares.

**68. *Investors outside India may not be able to enforce any judgment of a foreign court against us, except by way of a suit in India.***

Our Company is incorporated as a public limited company under the laws of India and all our Directors and Key Managerial Personnel reside in India. Further, certain of our assets, and the assets of our Directors and Key Managerial Personnel, may be located in India. As a result, it may not be possible for investor to effect service of process outside India upon our Company and such persons in jurisdiction outside India or to enforce against them judgments obtained in courts outside India against them. Moreover, it is unlikely that a court in India would award damages on the same basis as a foreign court if an action were brought in India or that an Indian court would enforce foreign judgments if it viewed the amount of damages as excessive or inconsistent with Indian public policy.

India has reciprocal recognition and enforcement of judgments in civil and commercial matters with a limited number of jurisdictions, which includes the United Kingdom, Singapore, Hong Kong and United Arab Emirates. In order to be enforceable, a judgment from a jurisdiction with reciprocity must meet certain requirements of the Code of Civil Procedure, 1908 (the “**Civil Code**”). A judgment of a court of a country which is not a reciprocating territory may be enforced in India only by a suit on the judgment under Section 13 of the Civil Code, and not by proceedings in execution. Section 13 of the Civil Code provides that foreign judgments shall be conclusive regarding any matter directly adjudicated on except (i) where the judgment has not been pronounced by a court of competent jurisdiction, (ii) where the judgment has not been given on the merits of the case, (iii) where it appears on the face of the proceedings that the judgment is founded on an incorrect view of international law or refusal to recognise the law of India in cases to which such law is applicable, (iv) where the proceedings in which the judgment was obtained were opposed to natural justice, (v) where the judgment has been obtained by fraud or (vi) where the judgment sustains a claim founded on a breach of any law then in force in India. Under the Civil Code, a court in India shall, on the production of any document purporting to be a certified copy of a foreign judgment, presume that the judgment was pronounced by a court of competent jurisdiction, unless the contrary appears on record.

The Civil Code only permits the enforcement of monetary decrees, not being in the nature of any amounts payable in respect of taxes, other charges, fines or penalties. Judgments or decrees from jurisdictions which do not have reciprocal recognition with India cannot be enforced by proceedings in execution in India. Therefore, a final judgment for the payment of money rendered by any court in a non-reciprocating territory for civil liability, whether or not predicated solely upon the general laws of the non-reciprocating

territory, would not be enforceable in India. Even if an investor obtained a judgment in such a jurisdiction against us, our officers or Directors, it may be required to institute a new proceeding in India and obtain a decree from an Indian court. However, the party in whose favour such final judgment is rendered may bring a fresh suit in a competent court in India based on a final judgment that has been obtained in a non-reciprocating territory within three years of obtaining such final judgment. It is unlikely that an Indian court would award damages on the same basis or to the same extent as was awarded in a final judgment rendered by a court in another jurisdiction if the Indian court believed that the amount of damages awarded was excessive or inconsistent with public policy in India. In addition, any person seeking to enforce a foreign judgment in India is required to obtain prior approval of the RBI to repatriate any amount recovered pursuant to the execution of the judgment.

**69. *Any adverse change or downgrade in ratings of India may adversely affect our business, results of operations and cash flows.***

Our borrowing costs and our access to the debt funds depend significantly on the credit ratings of India. India's sovereign rating is Baa3 with a "stable" outlook (Moody's), BBB- with a "stable" outlook (S&P) and BBB-with a "stable" outlook (Fitch). Any adverse revisions to India's credit ratings for domestic and international debt by international rating agencies may adversely impact our ability to raise additional financing and the interest rates and other commercial terms at which such financing is available, including raising any overseas additional financing. A downgrading of India's credit ratings may occur, for example, upon a change of government tax or fiscal policy, which are outside our control. This could have an adverse effect on our ability to fund our growth on favourable terms or at all, and consequently adversely affect our business and financial performance and the price of our Equity Shares.

**70. *Financial instability in other countries may cause increased volatility in Indian financial markets.***

The Indian market and the Indian economy are influenced by economic and market conditions in other countries, particularly emerging market countries in Asia. Financial turmoil in Asia, U.S., Russia and elsewhere in the world in recent years has affected the Indian economy. Although economic conditions are different in each country, investors' reactions to developments in one country can have adverse effects on the securities of companies in other countries, including India. A loss of investor confidence in the financial systems of other emerging markets may cause increased volatility in Indian financial markets and, indirectly, in the Indian economy in general. Any worldwide financial instability could also have a negative impact on the Indian economy. Financial disruptions may occur again and could harm our business, our future financial performance and the trading price of the Equity Shares.

The global credit and equity markets have experienced substantial dislocations, liquidity disruptions and market corrections in recent years. In particular, sub-prime mortgage loans in the United States have experienced increased rates of delinquency, foreclosure and loss. Since September 2008, liquidity and credit concerns and volatility in the global credit and financial markets increased significantly with the bankruptcy or acquisition of, and government assistance extended to, several major U.S. financial institutions.

Developments in the Eurozone have exacerbated the ongoing global economic crisis. Large budget deficits and rising public debts in Europe have triggered sovereign debt finance crises that resulted in the bailouts of European economies and elevated the risk of government debt defaults, forcing governments to undertake aggressive budget cuts and austerity measures, in turn underscoring the risk of global economic and financial market volatility. Financial markets and the supply of credit could continue to be negatively impacted by ongoing concerns surrounding the sovereign debts and/or fiscal deficits of several countries in Europe, the possibility of further downgrades of, or defaults on, sovereign debt, concerns about a slowdown in growth in certain economies and uncertainties regarding the stability and overall standing of the European Monetary Union. Following the United Kingdom's exit from the European Union ("**Brexit**"), there remains significant uncertainty around the terms of their future relationship with the European Union and, more generally, as to the impact of Brexit on the general economic conditions in the United Kingdom and the European Union and any consequential impact on global financial markets.

Trade tensions between the U.S. and major trading partners, most notably China, continue to escalate following the introduction of a series of tariff measures in both countries. Although China is the primary target of U.S. trade measures, value chain linkages mean that other emerging markets, primarily in Asia,

may also be impacted. China's policy response to these trade measures also presents a degree of uncertainty. There is some evidence of China's monetary policy easing and the potential for greater fiscal spending, which could worsen existing imbalances in its economy. This could undermine efforts to address already high debt levels and increase medium-term risks. In addition, China is one of India's major trading partners and there are rising concerns of a possible slowdown in the Chinese economy as well as a strained relationship with India, which could have an adverse impact on the trade relations between the two countries. In response to such developments, legislators and financial regulators in the United States and other jurisdictions, including India, implemented a number of policy measures designed to add stability to the financial markets. However, the overall long-term effect of these and other legislative and regulatory efforts on the global financial markets is uncertain, and they may not have the intended stabilizing effects. Any significant financial disruption could have a material adverse effect on our business, financial condition, cash flows and results of operation.

These and other related factors such as concerns over recession, inflation or deflation, energy costs, geopolitical issues, slowdown in economic growth in China and Renminbi devaluation, commodity prices and the availability and cost of credit have had a significant impact on the global credit and financial markets as a whole, including reduced liquidity, greater volatility, widening of credit spreads and a lack of price transparency in the United States, Europe and the global credit and financial markets. A lack of clarity over the process for managing the exit and uncertainties surrounding the economic impact could lead to a further slowdown and instability in financial markets. This and any prolonged financial crisis may have an adverse impact on the Indian economy, and in turn on our business.

A loss of investor confidence in the financial systems of other emerging markets may cause increased volatility in the Indian financial markets and indirectly in the Indian economy in general. Any worldwide financial instability could influence the Indian economy. In response to such developments, legislators and financial regulators in the United States, Europe and other jurisdictions, including India, have implemented several policy measures designed to add stability to the financial markets. In addition, any increase in interest rates by the United States Federal Reserve will lead to an increase in the borrowing costs in the United States, which may in turn impact global borrowing as well. Furthermore, in several parts of the world, there are signs of increasing retreat from globalization of goods, services and people, as pressure for the introduction of a protectionist regime is building and such developments could adversely affect Indian exports. However, the overall impact of these and other legislative and regulatory efforts on the global financial markets is uncertain, and they may not have the intended stabilizing effects. In the event that the current adverse conditions in the global credit markets continue or if there is any significant financial disruption, this could have an adverse effect on our business, future financial performance and the trading price of the Equity Shares.

**71. *The occurrence of natural or man-made disasters could adversely affect our results of operations, cash flows and financial condition. Hostilities, terrorist attacks, civil unrest and other acts of violence could adversely affect the financial markets and our business.***

The occurrence of natural disasters, including cyclones, storms, floods, earthquakes, tsunamis, tornadoes, fires, explosions, pandemic or epidemic disease and man-made disasters, including acts of terrorism and military actions, could adversely affect our results of operations, cash flows or financial condition. Terrorist attacks and other acts of violence or war may adversely affect the Indian securities markets. In addition, any deterioration in international relations, especially between India and its neighbouring countries, may result in investor concern regarding regional stability which could adversely affect the price of the Equity Shares. In addition, India has witnessed local civil disturbances in recent years, and it is possible that future civil unrest as well as other adverse social, economic or political events in India could have an adverse effect on our business. Such incidents could also create a greater perception that investment in Indian companies involves a higher degree of risk and could have an adverse effect on our business and the market price of the Equity Shares.

***Risks in relation to the Issue***

**72. *Our Equity Shares have never been publicly traded, and after the Issue, the Equity Shares may experience price and volume fluctuations, and an active trading market for the Equity Shares may not develop. Further, the Issue Price may not be indicative of the market price of the Equity Shares after the Issue.***

Prior to the Issue, there has been no public market for the Equity Shares, and an active trading market on the Stock Exchanges may not develop or be sustained after the Issue. Listing and quotation does not guarantee that a market for the Equity Shares will develop, or if developed, the liquidity of such market for the Equity Shares. The Issue Price of the Equity Shares is proposed to be determined through a book-building process and may not be indicative of the market price of the Equity Shares at the time of commencement of trading of the Equity Shares or at any time thereafter. The market price of the Equity Shares may be subject to significant fluctuations in response to, among other factors, variations in our operating results of our Company, market conditions specific to the industry we operate in, developments relating to India, volatility in securities markets in jurisdictions other than India, variations in the growth rate of financial indicators, variations in revenue or earnings estimates by research publications, and changes in economic, legal and other regulatory factors. Consequently, the price of our Equity Shares may be volatile, and you may be unable to resell your Equity Shares at or above the Issue Price, or at all.

There has been significant volatility in the Indian stock markets in the recent past, and our Equity Share price could fluctuate significantly because of market volatility. A decrease in the market price of our Equity Shares could cause investors to lose some or all of their investment.

- 73. *The determination of the Price Band is based on various factors and assumptions and the Issue Price of the Equity Shares may not be indicative of the market price of the Equity Shares after the Issue. Further, the current market price of some securities listed pursuant to certain previous issues managed by the BRLMs is below their respective issue prices.***

The determination of the Price Band is based on various factors and assumptions and, and will be determined by our Company in consultation with the BRLMs. Furthermore, the Issue Price of the Equity Shares will be determined by our Company in consultation with the BRLMs through the Book Building Process. These will be based on numerous factors, including factors as described under “*Basis for Issue Price*” beginning on page 101 and may not be indicative of the market price for the Equity Shares after the Issue.

In addition to the above, the current market price of securities listed pursuant to certain previous initial public offerings managed by the BRLMs is below their respective issue price. For further details, see “*Other Regulatory and Statutory Disclosures – Price information of past issues handled by the BRLMs*” on page 329. The factors that could affect the market price of the Equity Shares include, among others, broad market trends, financial performance and results of our Company post-listing, and other factors beyond our control. We cannot assure you that an active market will develop or sustained trading will take place in the Equity Shares or provide any assurance regarding the price at which the Equity Shares will be traded after listing.

- 74. *QIBs and Non-Institutional Bidders are not permitted to withdraw or lower their Bids (in terms of quantity of Equity Shares or the Bid Amount) at any stage after submitting a Bid, and Retail Individual Bidders are not permitted to withdraw their Bids after Bid/Issue Closing Date.***

Pursuant to the SEBI ICDR Regulations, QIBs and Non-Institutional Bidders are required to pay the Bid Amount on submission of the Bid and are not permitted to withdraw or lower their Bids (in terms of quantity of Equity Shares or the Bid Amount) at any stage after submitting a Bid. Retail Individual Bidders can revise their Bids during the Bid/Issue Period and withdraw their Bids until Bid/Issue Closing Date. While our Company is required to complete all necessary formalities for listing and commencement of trading of the Equity Shares on all Stock Exchanges where such Equity Shares are proposed to be listed including Allotment pursuant to the Issue within six Working Days from the Bid/Issue Closing Date, events affecting the Bidders’ decision to invest in the Equity Shares, including material adverse changes in international or national monetary policy, financial, political or economic conditions, our business, results of operation, cash flows or financial condition may arise between the date of submission of the Bid and Allotment. Our Company may complete the Allotment of the Equity Shares even if such events occur, and such events limit the Bidders’ ability to sell the Equity Shares Allotted pursuant to the Issue or cause the trading price of the Equity Shares to decline on listing.

- 75. *There is no guarantee that our Equity Shares will be listed on BSE and NSE in a timely manner or at all.***

In accordance with Indian law and practice, permission for listing and trading of our Equity Shares will not be granted until after certain actions have been completed in relation to this Issue and until Allotment of Equity Shares pursuant to this Issue.

In accordance with current regulations and circulars issued of SEBI, our Equity Shares are required to be listed on BSE and NSE within such time as mandated under UPI Circulars, subject to any change in the prescribed timeline in this regard. However, we cannot assure you that the trading in our Equity Shares will commence in a timely manner or at all. Any failure or delay in obtaining final listing and trading approvals may restrict your ability to dispose of your Equity Shares.

**76. *The requirements of being a listed company may strain our resources.***

We are not a listed company and have historically not been subjected to the compliance requirements and increased scrutiny of our affairs by shareholders, regulators and the public at large associated with being a listed company. As a listed company, we will incur significant legal, accounting, corporate governance and other expenses that we did not incur as an unlisted company. We will be subject to the Listing Regulations which will require us to file audited annual and unaudited quarterly reports with respect to our business and financial condition. If we experience any delays, we may fail to satisfy our reporting obligations and/or we may not be able to readily determine and accordingly report any changes in our results of operations or cash flows as promptly as other listed companies.

Further, as a listed company, we will be required to maintain and improve the effectiveness of our disclosure controls and procedures and internal control over financial reporting, including keeping adequate records of daily transactions. In order to maintain and improve the effectiveness of our disclosure controls and procedures and internal control over financial reporting, significant resources and management attention will be required. As a result, our management's attention may be diverted from our business concerns, which may adversely affect our business, prospects, financial condition, results of operations and cash flows. In addition, we may need to hire additional legal and accounting staff with appropriate experience and technical accounting knowledge, but we cannot assure you that we will be able to do so in a timely and efficient manner.

**77. *Holders of Equity Shares may be restricted in their ability to exercise pre-emptive rights under Indian law and thereby may suffer future dilution of their ownership position.***

Under the Companies Act, a company having share capital and incorporated in India must offer its holders of equity shares pre-emptive rights to subscribe and pay for a proportionate number of equity shares to maintain their existing ownership percentages before the issuance of any new equity shares, unless the pre-emptive rights have been waived by adoption of a special resolution. However, if the laws of the jurisdiction the investors are located in do not permit them to exercise their pre-emptive rights without our filing an offering document or registration statement with the applicable authority in such jurisdiction, the investors will be unable to exercise their pre-emptive rights unless we make such a filing. If we elect not to file a registration statement, the new securities may be issued to a custodian, who may sell the securities for the investor's benefit. The value the custodian receives on the sale of such securities and the related transaction costs cannot be predicted. In addition, to the extent that the investors are unable to exercise pre-emptive rights granted in respect of the Equity Shares held by them, their proportional interest in us would be reduced.

**78. *Any future issuance of Equity Shares or convertible securities or other equity linked securities by our Company may dilute your shareholding and sales of the Equity Shares by our major shareholders may adversely affect the trading price of the Equity Shares.***

Any future equity issuances by us, including a primary offering, may lead to the dilution of investors' shareholdings in us. Any disposal of Equity Shares by our major shareholders or the perception that such issuance or sales may occur, including to comply with the minimum public shareholding norms applicable to listed companies in India may adversely affect the trading price of the Equity Shares, which may lead to other adverse consequences including difficulty in raising capital through offering of the Equity Shares or incurring additional debt. There can be no assurance that we will not issue further Equity Shares or that the shareholders will not dispose of the Equity Shares. Any future issuances could also dilute the value of your investment in the Equity Shares. In addition, any perception by investors that such issuances or sales might occur may also affect the market price of the Equity Shares.

**79. *Foreign investors are subject to foreign investment restrictions under Indian laws that may limit our ability to attract foreign investors, which may have a material adverse impact on the market price of the Equity Shares.***

Under the foreign exchange regulations currently in force in India, transfers of shares between non-residents and residents are freely permitted (subject to certain exceptions) if they comply with the pricing guidelines and reporting requirements specified by the RBI. For further details, see “*Restrictions on Foreign Ownership of Indian Securities*” page 361. If the transfer of shares is not in compliance with such pricing guidelines or reporting requirements or falls under any of the exceptions referred to above, then the prior approval of the RBI will be required. Additionally, shareholders who seek to convert the Rupee proceeds from a sale of shares in India into foreign currency and repatriate that foreign currency from India will require a no objection or a tax clearance certificate from the income tax authority. Further, in accordance with Press Note No. 3 (2020 Series), dated April 17, 2020, issued by the DPIIT, Government of India, investments where the beneficial owner of the Equity Shares is situated in or is a citizen of a country which shares land border with India, can only be made through the Government approval route, as prescribed in FDI Policy. These investment restrictions shall also apply to subscribers of offshore derivative instruments. We cannot assure you that any required approval from the RBI or any other governmental agency can be obtained on any particular terms or at all.

**80. *Rights of shareholders of companies under Indian law may be more limited than under the laws of other jurisdictions.***

Our Articles of Association, composition of our Board, Indian laws governing our corporate affairs, the validity of corporate procedures, directors’ fiduciary duties, responsibilities and liabilities, and shareholders’ rights may differ from those that would apply to a company in another jurisdiction. Shareholders’ rights under Indian law may not be as extensive and widespread as shareholders’ rights under the laws of other countries or jurisdictions. Investors may face challenges in asserting their rights as shareholder in an Indian company than as a shareholder of an entity in another jurisdiction.

**81. *Investors may be subject to Indian taxes arising out of capital gains on the sale of the Equity Shares.***

Under current Indian tax laws, unless specifically exempted, capital gains arising from the sale of equity shares in an Indian company are generally taxable in India. Any gain realised on the sale of listed equity shares on a stock exchange held for more than 12 months will be subject to long term capital gains in India at the specified rates depending on certain factors, such as whether the sale is undertaken on or off the stock exchanges, the quantum of gains and any available treaty exemption. Accordingly, you may be subject to payment of long term capital gains tax in India, in addition to payment of Securities Transaction Tax (“**STT**”), on the sale of any Equity Shares held for more than 12 months. STT will be levied on and collected by a domestic stock exchange on which the Equity Shares are sold. Further, any gain realised on the sale of listed equity shares held for a period of 12 months or less will be subject to short term capital gains tax in India.

Capital gains arising from the sale of the Equity Shares will be exempt from taxation in India in cases where the exemption from taxation in India is provided under a treaty between India and the country of which the seller is resident. Generally, Indian tax treaties do not limit India’s ability to impose tax on capital gains. As a result, residents of other countries may be liable for tax in India as well as in their own jurisdiction on a gain upon the sale of the Equity Shares. Additionally, pursuant to the Finance Act, 2020, dividend distribution tax (“**DDT**”) is not required to be payable in respect of dividends declared, distributed or paid by a domestic company after March 31, 2020, and accordingly, such dividends would not be exempt in the hands of the shareholders, both resident as well as non-resident.

Similarly, any business income realized from the transfer of Equity Shares held as trading assets is taxable at the applicable tax rates subject to any treaty relief, if applicable, to a non-resident seller. Additionally, in terms of the Finance Act, 2018, which has been notified on March 29, 2018 with effect from April 1, 2018, the tax payable by an assessee on the capital gains arising from transfer of long term capital asset (introduced as section 112A of the Income Tax Act, 1961) shall be calculated on such long-term capital gains at the rate of 10%, where the long-term capital gains exceed ₹100,000, subject to certain exceptions in case of a resident individuals and HUF.

Earlier, the Finance Act, 2019 has made various amendments in the taxation laws and has also clarified that, in the absence of a specific provision under an agreement, the liability to pay stamp duty in case of sale of securities through stock exchanges will be on the buyer, while in other cases of transfer for consideration through a depository, the onus will be on the transferor. The stamp duty for transfer of securities other than debentures, on a delivery basis is specified at 0.015% and on a non-delivery basis is specified at 0.003% of the consideration amount. These amendments were notified on December 10, 2019 and have come into effect from July 1, 2020.

**82. *A third party could be prevented from acquiring control of our Company because of anti-takeover provisions under Indian law.***

There are provisions in Indian law that may delay, deter or prevent a future takeover or change in control of our Company, even if a change in control would result in the purchase of your Equity Shares at a premium to the market price or would otherwise be beneficial to you. Such provisions may discourage or prevent certain types of transactions involving actual or threatened change in control of our Company. Under the Takeover Regulations, an acquirer has been defined as any person who, directly or indirectly, acquires or agrees to acquire shares or voting rights or control over a company, whether individually or acting in concert with others. Although these provisions have been formulated to ensure that interests of investors/shareholders are protected, these provisions may also discourage a third party from attempting to take control of our Company. Consequently, even if a potential takeover of our Company would result in the purchase of the Equity Shares at a premium to their market price or would otherwise be beneficial to its stakeholders, it is possible that such a takeover would not be attempted or consummated because of the SEBI Takeover Regulations.

## SECTION III: INTRODUCTION

### THE ISSUE

The following table sets forth details of the Issue:

<b>Issue of Equity Shares<sup>(1)</sup></b>	Up to [●] Equity Shares, aggregating up to ₹ 5,000 million
<b>A) QIB Portion<sup>(2)(3)</sup></b>	Not more than [●] Equity Shares
<i>of which:</i>	
- Anchor Investor Portion	Up to [●] Equity Shares
- Net QIB Portion (assuming the Anchor Investor Portion is fully subscribed)	[●] Equity Shares
<i>of which:</i>	
- Mutual Fund Portion (5% of the QIB Category (excluding Anchor Investor Portion))	[●] Equity Shares
- Balance for all QIBs including Mutual Funds (excluding Anchor Investor Portion)	[●] Equity Shares
<b>B) Non-Institutional Portion<sup>(3)(4)</sup></b>	Not less than [●] Equity Shares
<i>of which:</i>	
One-third of the Non-Institutional Portion available for allocation to Non-Institutional Bidders with a Bid Amount of more than ₹ 200,000 to ₹ 1,000,000	[●] Equity Shares
Two-third of the Non-Institutional Portion available for allocation to Non-Institutional Bidders with a Bid Amount of more than ₹ 1,000,000	[●] Equity Shares
<b>C) Retail Portion<sup>(3)</sup></b>	Not less than [●] Equity Shares
<b>Pre and post-Issue Equity Shares</b>	
Equity Shares outstanding prior to the Issue	300,003,000 Equity Shares
Equity Shares outstanding after the Issue	[●] Equity Shares
<b>Use of Net Proceeds of the Issue</b>	See “ <i>Objects of the Issue</i> ” on page 85 for information about the use of the proceeds from the Issue.

<sup>(1)</sup> The Issue has been authorised by our Board of Directors pursuant to the resolution passed at its meeting dated April 14, 2021 and our shareholders pursuant to a special resolution passed on April 19, 2021.

<sup>(2)</sup> Our Company in consultation with the BRLMs may allocate up to 60% of the QIB Portion to Anchor Investors on a discretionary basis in accordance with the SEBI ICDR Regulations. One-third of the Anchor Investor Portion shall be reserved for domestic Mutual Funds, subject to valid Bids being received from domestic Mutual Funds at or above the Anchor Investor Allocation Price. In the event of under-subscription or non-Allotment in the Anchor Investor Portion, the remaining Equity Shares shall be added to the Net QIB Portion. 5% of the Net QIB Portion shall be available for allocation on a proportionate basis to Mutual Funds only, and the remainder of the Net QIB Portion shall be available for allocation on a proportionate basis to all QIB Bidders (other than Anchor Investors), including Mutual Funds, subject to valid Bids being received at or above the Issue Price. In the event the aggregate demand from Mutual Funds is less than as specified above, the balance Equity Shares available for Allotment in the Mutual Fund Portion will be added to the QIB Portion and allocated proportionately to the QIB Bidders (other than Anchor Investors) in proportion to their Bids. For details, see “*Issue Procedure*” on page 344.

<sup>(3)</sup> Subject to valid Bids being received at or above the Issue Price, under-subscription, if any, in any category except the QIB Portion, would be allowed to be met with spill over from any other category or combination of categories at the discretion of our Company in consultation with the BRLMs and the Designated Stock Exchange. Under-subscription, if any, in the QIB Portion would not be allowed to be met with spill-over from other categories or a combination of categories. For details, see “*Issue Structure*” on page 341.

<sup>(4)</sup> Not less than 15% of the Issue shall be available for allocation on a proportionate basis to Non-Institutional Bidders of which one-third of the Non-Institutional Portion will be available for allocation to Non-Institutional Bidders with a Bid amount of more than ₹ 200,000 and up to ₹ 1,000,000 and two-thirds of the Non-Institutional Portion will be available for allocation to Non-Institutional Bidders with a Bid amount of more than ₹ 1,000,000 and under-subscription in either of these two sub-categories of Non-Institutional Portion may be allocated to Bidders in the other sub-category of Non-Institutional Portion.

For further details, see “*Issue Procedure*” on page 344. For further details of the terms of the Offer, see “*Terms of the Issue*” on page 335

Allocation to all categories, except the Anchor Investor Portion and the Retail Portion, shall be made on a proportionate basis subject to valid Bids received at or above the Issue Price, as applicable. The allocation to each Retail Individual Bidder shall not be less than the minimum Bid Lot, subject to availability of Equity Shares in the Retail Portion and the remaining available Equity Shares, if any, shall be allocated on a proportionate basis. For details, see “*Issue Procedure*” on page 344. For details of the terms of the Issue, see “*Terms of the Issue*” on page 335. For details, including in relation to grounds for rejection of Bids, refer to “*Issue Structure*” and “*Issue Procedure*” on pages 341 and 344, respectively.



## SUMMARY OF FINANCIAL INFORMATION

### Restated Consolidated Statement of Asset and Liabilities

(₹ in million)

Particulars	As at	As at	As at	As at
	June 30, 2022	31 March 2022	31 March 2021	31 March 2020
<b>ASSETS</b>				
<b>Non-current assets</b>				
Property, plant and equipment	4,324.93	2,794.73	2,754.65	2,229.38
Right-of-use assets	5,040.92	5,049.14	3,975.47	3,482.39
Capital work-in-progress	165.68	238.44	20.44	24.27
Other intangible assets	5.53	5.58	6.35	3.04
Financial assets				
- Loans	-	-	-	4.15
- Others	319.50	292.13	250.14	190.22
Deferred tax assets (net)	188.23	176.27	115.76	67.50
Non-current tax assets	56.47	56.56	47.69	86.27
Other non-current assets	33.71	141.15	31.50	171.58
	<b>10,134.97</b>	<b>8,754.00</b>	<b>7,202.00</b>	<b>6,258.80</b>
<b>Current assets</b>				
Inventories	4,732.95	6,138.21	4,813.69	4,017.81
Financial assets				
- Trade receivables	1,010.78	1,079.33	953.92	845.98
- Cash and cash equivalents	196.99	343.99	350.21	870.73
- Loans	13.70	13.13	9.54	9.29
- Others	37.42	1.53	1.71	2.43
Other current assets	1,429.00	1,917.23	1,904.20	1,470.97
	<b>7,420.84</b>	<b>9,493.42</b>	<b>8,033.27</b>	<b>7,217.21</b>
<b>Total assets</b>	<b>17,555.81</b>	<b>18,247.42</b>	<b>15,235.27</b>	<b>13,476.01</b>
<b>EQUITY AND LIABILITIES</b>				
<b>Equity</b>				
Equity share capital	3,000.03	3,000.03	3,000.03	3,000.03
Other equity	3,379.70	2,965.08	1,919.15	1,330.73
<b>Equity attributable to equity holders of holding Company</b>	<b>6,379.73</b>	<b>5,965.11</b>	<b>4,919.18</b>	<b>4,330.76</b>
<b>Non-current liabilities</b>				
Financial liabilities				
- Borrowings	1,438.53	551.64	621.30	629.70
- Lease liabilities	5,266.93	5,238.55	4,016.83	3,365.51
Provisions	1.82	7.04	20.51	12.56
	<b>6,707.28</b>	<b>5,797.23</b>	<b>4,658.64</b>	<b>4,007.77</b>
<b>Current liabilities</b>				
Financial liabilities				
- Borrowings	3,320.58	5,384.77	4,858.15	4,575.75
- Lease liabilities	276.97	258.92	182.46	145.51
- Trade payables				
- Trade payables				
'- total outstanding dues of micro enterprises and small enterprises	11.87	6.19	-	-
'- total outstanding dues of creditors other than micro enterprises and small enterprises	233.44	241.87	75.86	66.62
- Other financial liabilities	367.99	324.71	358.22	239.61
Other current liabilities	121.59	198.02	164.38	109.99
Current tax liabilities	136.36	70.60	18.38	-
	<b>4,468.80</b>	<b>6,485.08</b>	<b>5,657.45</b>	<b>5,137.48</b>
<b>Total equity and liabilities</b>	<b>17,555.81</b>	<b>18,247.42</b>	<b>15,235.27</b>	<b>13,476.01</b>

## Restated Consolidated Statement of Profit and Loss

(₹ in million)

Particulars	For the three month period ended	For the year ended		
	June 30, 2022	31 March 2022	31 March 2021	31 March 2020
Revenue from operations	14,084.45	43,493.16	32,018.76	31,724.77
Other income	18.01	37.55	54.92	65.40
<b>Total income</b>	<b>14,102.46</b>	<b>43,530.71</b>	<b>32,073.68</b>	<b>31,790.17</b>
Expenses				
Purchases of stock-in-trade	10,710.09	38,878.39	28,469.14	27,762.26
Changes in inventories of stock-in-trade	1,405.26	(1,324.52)	(795.88)	(740.09)
Employee benefits expense	216.52	788.03	614.33	586.32
Finance costs	238.16	846.14	716.74	633.75
Depreciation and amortization expense	199.30	713.21	581.38	507.62
Other expenses	782.16	2,231.88	1,692.35	1,839.87
<b>Total expenses</b>	<b>13,551.49</b>	<b>42,133.13</b>	<b>31,278.06</b>	<b>30,589.73</b>
<b>Profit before tax and exceptional item</b>	<b>550.97</b>	<b>1,397.58</b>	<b>795.62</b>	<b>1,200.44</b>
Exceptional item	-	-	-	(78.65)
<b>Profit before tax</b>	<b>550.97</b>	<b>1,397.58</b>	<b>795.62</b>	<b>1,121.79</b>
Tax expense	156.35	419.18		
(a) Current tax expense			257.67	349.45
(b) Deferred tax benefit	(11.96)	(60.51)	(48.26)	(43.74)
<b>Profit for the period/year attributable to the Shareholders of the Company</b>	<b>406.58</b>	<b>1,038.91</b>	<b>586.21</b>	<b>816.08</b>
Other comprehensive income/(loss)				
Items that will not be reclassified subsequently to profit or loss				
(a) Remeasurement gain/(loss) on the defined benefit plans	8.04	7.02	2.21	(4.64)
<b>Total other comprehensive income/(loss), net of tax</b>	<b>8.04</b>	<b>7.02</b>	<b>2.21</b>	<b>(4.64)</b>
<b>Total comprehensive income for the period/year attributable to the Shareholders of the Company</b>	<b>414.62</b>	<b>1,045.93</b>	<b>588.42</b>	<b>811.44</b>
Earnings per equity share (EPES):				
Basic and Diluted EPES (in absolute ₹ terms)	1.36 *	3.46	1.95	2.72
Weighted average number of equity shares	30,00,03,000	300,003,000	300,003,000	300,003,000
Nominal Value of equity share (in absolute ₹ terms)	10	10	10	10

\* Not annualised.

## Restated Consolidated Cash Flow Statement

(₹ in million)

Particulars	For the three month period	For the year ended		
	June 30, 2022	31 March 2022	31 March 2021	31 March 2020
<b>Cash flow from operating activities</b>				
Profit before tax	550.97	1,397.58	795.62	1,121.79
<b>Adjustments to reconcile profit before tax to net cash flows:</b>	199.30	713.21		
- Depreciation and amortization expense			581.38	507.62
- Provision for employee benefits	2.82	14.07	10.07	8.23
- Bad debts written-off	-	-	47.56	19.46
- Advances written-off	-	3.58	5.83	13.95
- Liabilities no longer required written back	-	-	(8.44)	(40.55)
- Gain on de-recognition of right-of-use assets	(10.04)	(2.37)	(1.88)	-
- Rent concessions	-	(3.67)	(16.38)	-
- Loss on sale of property, plant and equipment	-	-	-	78.65
- Interest expense	226.98	820.94	700.76	622.35
- Interest income	(5.78)	(20.00)	(15.34)	(13.90)
<b>Adjustments for working capital :</b>				
Increase in loans	(0.57)	(3.59)	(31.98)	(28.96)
(Increase)/decrease in other assets	488.23	(16.61)	(439.08)	(432.36)
(Increase)/decrease in other financial assets	16.24	(22.12)	-	-
(Increase)/decrease in inventories	1,405.26	(1,324.52)	(795.88)	(740.09)
(Increase)/decrease in trade receivables	68.55	(125.41)	(155.49)	(22.03)
Increase/(decrease) in trade payables	(2.75)	172.20	9.24	(296.21)
Increase/(decrease) in financial liabilities	58.04	(24.59)	100.37	(6.01)
Increase/(decrease) in other current liabilities and provisions	(76.43)	13.12	54.49	(4.29)
<b>Cash generated from operations</b>	<b>2,920.82</b>	<b>1,591.82</b>	<b>840.85</b>	<b>787.66</b>
Income taxes paid, net	(90.50)	(375.83)	(200.71)	(427.60)
<b>Net cash generated from operating activities</b>	<b>2,830.32</b>	<b>1,215.99</b>	<b>640.14</b>	<b>360.06</b>
<b>Cash flow from investing activities</b>				
Purchase of property, plant and equipment, including intangible assets	(1,417.09)	(609.11)	(544.19)	(643.98)
Proceeds from sale of property, plant and equipment	-	-	-	50.00
Payment towards right-of-use assets	(12.32)	(69.71)	(47.27)	(48.51)
Movement in bank deposits	(38.80)	(2.94)	(12.20)	(61.26)
Interest received	(34.92)	3.25	4.21	0.26
<b>Net cash used in investing activities</b>	<b>(1,503.13)</b>	<b>(678.51)</b>	<b>(599.45)</b>	<b>(703.49)</b>
<b>Cash flow from financing activities</b>				
Partner's drawings	-	-	-	-
Repayment of long-term borrowings	(17.93)	(121.57)	(104.86)	(100.49)
Proceeds from long-term borrowings	1,056.50	-	120.70	186.69
Proceeds/(Repayment) from short-term borrowings, net	(2,215.87)	578.53	258.16	1,348.65
Payment of lease liability	(64.41)	(190.97)	(134.68)	(114.18)
Interest paid	(232.48)	(809.69)	(700.53)	(614.24)
<b>Net cash generated from/(used in) financing activities</b>	<b>(1,474.19)</b>	<b>(543.70)</b>	<b>(561.21)</b>	<b>706.43</b>
Net increase/(decrease) in cash and cash equivalents	(147.00)	(6.22)	(520.52)	363.00
Cash and cash equivalents at the beginning of the period/year	343.99	350.21	870.73	507.73
<b>Cash and cash equivalents at the end of the period/year (refer note 12)</b>	<b>196.99</b>	<b>343.99</b>	<b>350.21</b>	<b>870.73</b>

## GENERAL INFORMATION

Our Company was originally formed as a sole proprietorship under the name of 'M/s Bajaj Electronics' at Hyderabad in 1980 and it was converted into a partnership firm under the name of 'M/s Bajaj Electronics' ("Bajaj Electronics") pursuant to partnership deed dated March 25, 2011 and was registered under the Indian Partnership Act, 1932 with the Registrar of Firms, Hyderabad (South) on April 13, 2011. Pursuant to the deed of partnership dated July 31, 2017, constitution of 'M/s Bajaj Electronics' was modified to admit new partners and a memorandum acknowledging receipt of documents for change in constitution of partnership was issued by Registrar of Firms, Hyderabad (South), on August 2, 2017. M/s Bajaj Electronics was thereafter converted into a public limited company under the Companies Act, 2013 with the name 'Electronics Mart India Limited' pursuant to certificate of incorporation issued by Central Registration Centre, Registrar of Companies dated September 10, 2018.

### Registered Office

D. No: 6-1-91, Shop No. 10  
Ground Floor, Next to Telephone Bhavan  
Secretariat Road, Saifabad  
Hyderabad – 500 004  
Telangana, India  
Registration number: 126593

### Corporate Office

6-3-666/A1 to 7, 3<sup>rd</sup> and 4<sup>th</sup> Floors  
Opposite NIMS Hospital  
Punjagutta Main Road  
Hyderabad – 500 082  
Telangana, India

### Address of the RoC

Our Company is registered with the RoC situated at the following address:

#### Registrar of Companies, Telangana at Hyderabad

2<sup>nd</sup> Floor, Corporate Bhawan  
GSI Post, Nagole, Bandlaguda  
Hyderabad – 500 068  
Telangana, India

### Board of Directors

As on the date of this Red Herring Prospectus, our Board comprises the following:

Name	Designation	DIN	Address
<b>Pavan Kumar Bajaj</b>	Chairman and Managing Director	07899635	8-2-545, L-1, Prem Parvat, Road No. 14, Resham Bhag, Banjara Hills, Khairatabad, Hyderabad 500 034, Telangana, India
<b>Karan Bajaj</b>	Chief Executive Officer and Whole-time Director	07899639	6-3-1247, Flat No. 201/202, Sagar Apartments, Raj Bhavan Road, Hyderabad 500 082, Telangana, India
<b>Astha Bajaj</b>	Executive and Whole-time Director	07899784	8-2-545, L-1, Prem Parvat, Road No. 14, Resham Bhag, Banjara Hills, Khairatabad, Hyderabad 500 034, Telangana, India
<b>Anil Rajendra Nath</b>	Independent Director	07261148	701, Gabbana House, 15 <sup>th</sup> Road, Above HDFC Bank, Khar West, Mumbai 400 052, Maharashtra, India
<b>Mirza Ghulam Muhammad Baig</b>	Independent Director	08281763	1-1-486, F-501, Rakesh Residency, Gandhi Nagar, Hyderabad 500 080, Telangana, India
<b>Jyotsna Angara</b>	Independent Director	07224004	301, Zoha Residency, Plot 51, Ashwini Layout, Journalist Colony Road 70, Behind Andhra Jyothi Office, Jubilee Hills, VTC, Greater Hyderabad (m corp), PO Jubilee Hills Hyderabad 500 033, Telangana, India

For details of our Directors, see “*Our Management*” on page 190.

### **Company Secretary and Compliance Officer**

Rajiv Kumar  
Electronics Mart India Limited  
6-3-666/A1 to 7, 3<sup>rd</sup> Floor,  
NIMS Hospital, Punjagutta Main Road,  
Hyderabad – 500 082  
Telangana, India.  
**Tel:** +91 040 4875 1125  
**E-mail:** cs@bajajelectronics.in

**Investors can contact the Company Secretary and Compliance Officer, the BRLMs or the Registrar to the Issue in case of any pre-Issue or post-Issue related problems, such as non-receipt of letters of Allotment, non-credit of Allotted Equity Shares in the respective beneficiary account, non-receipt of refund orders or non-receipt of funds by electronic mode, etc.**

All Issue related grievances may be addressed to the Registrar to the Issue with a copy to the relevant Designated Intermediary to whom the Bid cum Application Form was submitted. The Bidder (except Anchor Investor) should give full details such as name of the sole or first Bidder, Bid cum Application Form number, Bidder’s DP ID, Client ID, UPI ID, PAN, date of submission of the Bid cum Application Form, address of the Bidder, number of Equity Shares applied for and the name and address of the Designated Intermediary where the Bid cum Application Form was submitted by the Bidder and ASBA Account number (for Bidders other than UPI Bidders) in which the amount equivalent to the Bid Amount was blocked or the UPI ID in case of UPI Bidders.

Further, the Bidder shall also enclose a copy of the Acknowledgment Slip or provide the acknowledgement number received from the Designated Intermediaries in addition to the information mentioned hereinabove. The Registrar to the Issue shall obtain the required information from the SCSBs for addressing any clarifications or grievances of ASBA Bidders.

### **Book Running Lead Managers**

**Anand Rathi Advisors Limited**  
10th Floor, Trade D Tower  
Kamala City, Senapati Bapat Marg  
Lower Parel (West)  
Mumbai 400 013  
Maharashtra, India  
**Tel:** + 91 22 6626 6745  
**E-mail:** [emil.ipo@rathi.com](mailto:emil.ipo@rathi.com)  
**Investor Grievance E-mail:**  
[grievance.ecm@rathi.com](mailto:grievance.ecm@rathi.com)  
**Website:** [www.rathi.com](http://www.rathi.com)  
**Contact Person:** Sumeet Lath / Shikha Jain  
**SEBI Registration No.:** INM000010478

**IIFL Securities Limited**  
10<sup>th</sup> Floor, IIFL Centre  
Kamala City, Senapati Bapat Marg  
Lower Parel (West)  
Mumbai 400 013  
Maharashtra, India  
**Tel:** +91 22 4646 4728  
**E-mail:** [emil.ipo@iiflcap.com](mailto:emil.ipo@iiflcap.com)  
**Investor Grievance E-mail:** [ig.ib@iiflcap.com](mailto:ig.ib@iiflcap.com)  
**Website:** [www.iiflcap.com](http://www.iiflcap.com)  
**Contact Person:** Shirish Chikalge / Mukesh Garg  
**SEBI Registration No.:** INM000010940

**JM Financial Limited**  
7th Floor, Cnergy  
Appasaheb Marathe Marg  
Prabhadevi  
Mumbai 400 025  
Maharashtra, India  
**Tel:** +91 22 6630 3030  
**E-mail:** [emil.ipo@jmfl.com](mailto:emil.ipo@jmfl.com)  
**Investor Grievance E-mail:** [grievance.ibd@jmfl.com](mailto:grievance.ibd@jmfl.com)  
**Website:** [www.jmfl.com](http://www.jmfl.com)  
**Contact Person:** Prachee Dhuri  
**SEBI Registration No.:** INM000010361

### **Legal Counsel to our Company as to Indian Law**

#### **AZB & Partners**

AZB House  
Plot No. A8, Sector-4  
Noida 201 301  
Tel: +91 120 417 9999

#### **AZB & Partners**

AZB House, Peninsula Corporate Park  
Ganpatrao Kadam Marg, Lower Parel  
Mumbai 400 013  
Tel: + 91 22 6639 6880

### **Legal Counsel to the BRLMs as to Indian Law**

#### **J. Sagar Associates**

Vakils House  
18 Sprott Road, Ballard Estate  
Mumbai 400 001  
Tel: +91 22 4341 8600

### **Special International Legal Counsel to the BRLMs**

#### **Duane Morris & Selvam LLP**

16 Collyer Quay,  
#17-00 Singapore 049318  
Tel: +65 6311 0030

### **Statutory Auditors to our Company**

#### **Walker Chandiok & Co LLP, Chartered Accountants**

Unit No – 1, 10th Floor, My Home Twitza, APIIC,  
Hyderabad Knowledge City, Raidurg (Panmaktha) Villa,  
Serilingampally Mandal, Ranga Reddy District,  
Hyderabad – 500081, Telangana  
Email: sanjay.jain@walkerchandiok.in  
Tel: + 91 98490 23805  
Firm registration number: 001076N / N500013  
Peer review number: 014158

### **Changes in Statutory Auditors in the last three years**

There has been no change in our statutory auditors in the three years preceding the date of this Red Herring Prospectus.

### **Registrar to the Issue**

#### **KFin Technologies Limited**

*(Formerly known as KFin Technologies Private Limited)*

Selenium Tower-B, Plot 31 & 32,  
Gachibowli, Financial District, Nanakramguda,  
Serilingampally, Hyderabad - 500 032  
Telangana, India  
Tel: +91 40 6716 2222

**E-mail:** [emil.ipo@kfintech.com](mailto:emil.ipo@kfintech.com)

**Investor Grievance Email:** [einward.ris@kfintech.com](mailto:einward.ris@kfintech.com)

**Website:** [www.kfintech.com](http://www.kfintech.com)

**Contact Person:** M Murali Krishna

**SEBI Registration No.:** INR000000221

### **Syndicate Members**

#### **Anand Rathi Share and Stock Brokers Limited**

Express Zone, A wing, 10<sup>th</sup> Floor,  
Western Express Highway,

Goregaon (East), Mumbai 400 063,  
Maharashtra, India  
**Tel:** +91 022 6281 7000  
**E-mail:** roshanmoondra@rathi.com  
**Investor Grievance Email:** Grievance@rathi.com  
**Website:** www.anandrathi.com  
**Contact Person:** Roshan Moondra  
**SEBI Registration Number:** INZ000170832  
**CIN:** U67120MH1991PLC064106

#### **JM Financial Services Limited**

Ground Floor, 2,3&4, Kamanwala Chambers,  
Sir P.M. Road, Fort, Mumbai – 400001,  
Maharashtra, India  
**Tel:** +91 022 6136 3400  
**E-mail:** tn.kumar@jmfl.com / sona.verghese@jmfl.com  
**Website:** www.jmfinancialservices.in  
**Investor Grievance E-mail:** ig.distribution@jmfl.com  
**Contact Person:** T N Kumar/ Sona Verghese  
**SEBI Registration Number:** INZ000195834

#### **Escrow Collection Bank/ Refund Bank/ Public Issue Bank**

#### **ICICI Bank Limited**

Capital Market Division, 1st Floor,  
122, Mistry Bhavan, Dinshaw Vachha Road,  
Backbay Reclamation, Churchgate,  
Mumbai – 400020  
**Tel:** +91 022- 66818911/23/24  
**E-mail:** ipocmg@icicibank.com, sagar.welekar@icicibank.com  
**Contact Person:** Mr. Sagar Welekar  
**Website:** www.icicibank.com

#### **Sponsor Banks**

#### **ICICI Bank Limited**

Capital Market Division, 1st Floor,  
122, Mistry Bhavan, Dinshaw Vachha Road,  
Backbay Reclamation, Churchgate,  
Mumbai – 400020  
**Tel:** +91 022- 66818911/23/24  
**E-mail:** ipocmg@icicibank.com, sagar.welekar@icicibank.com  
**Contact Person:** Mr. Sagar Welekar  
**Website:** www.icicibank.com

#### **HDFC Bank Limited**

FIG- OPS Department- Lodha,  
I Think Techno Campus, O-3 Level,  
Next to Kanjurmarg Railway Station,  
Kanjurmarg (East), Mumbai – 400 042,  
Maharashtra, India  
**Tel:** +91 022-30752914/28/29  
**E-mail:** eric.bacha@hdfcbank.com, Siddharth.jadhav@hdfcbank.com, Sachin.Gawade@hdfcbank.com,  
Tushar.Gavankar@hdfcbank.com, btiops@hdfcbank.com, Srinivas.ayyagari@hdfcbank.com,  
sachin.dixit@hdfcbank.com, ccm\_south@hdfcbank.com  
**Contact Person:** Eric Bacha / Siddharth Jadhav / Sachin Gawade / Tushar Gavankar  
**Website:** www.hdfcbank.com

#### **Banker to our Company**

**HDFC Bank Limited**

HDFC Bank Limited, Bank House,  
Roxana Palladium, 6<sup>th</sup> Floor,  
6-3-246 & 6-3-244/A, Road Number 1,  
Banjara Hills, Hyderabad – 500 034,  
Telangana, India

**Tel:** +91 99 8553 1131

**E-mail:** Srikanth.kotagiri@hdfcbank.com

**Website:** www.hdfcbank.com

**Contact Person:** Srikanth Kotagiri

**CIN:** L65920MH1994PLC080618

**Designated Intermediaries****Self-Certified Syndicate Banks**

The banks registered with SEBI, which offer the facility of ASBA services, (i) in relation to ASBA, where the Bid Amount will be blocked by authorising an SCSB, a list of which is available on the website of SEBI at <https://www.sebi.gov.in/sebiweb/other/OtherAction.do?doRecognisedFpi=yes&intmId=35> and updated from time to time and at such other websites as may be prescribed by SEBI from time to time, (ii) in relation to UPI Bidders, a list of which is available on the website of SEBI at <https://sebi.gov.in/sebiweb/other/OtherAction.do?doRecognisedFpi=yes&intmId=40> or such other website as updated from time to time.

**SCSBs and mobile applications enabled for UPI Mechanism**

In accordance with SEBI Circular No. SEBI/HO/CFD/DIL2/CIR/P/2019/76 dated June 28, 2019, SEBI Circular No. SEBI/HO/CFD/DIL2/CIR/P/2019/85 dated July 26, 2019 and SEBI Circular No. SEBI/HO/CFD/DIL2/P/CIR/P/2022/45 dated April 5, 2022, UPI Bidders Bidding using the UPI Mechanism may apply through the SCSBs and mobile applications whose names appears on the website of the SEBI (<https://www.sebi.gov.in/sebiweb/other/OtherAction.do?doRecognisedFpi=yes&intmId=40>) and (<https://www.sebi.gov.in/sebiweb/other/OtherAction.do?doRecognisedFpi=yes&intmId=43>), respectively, as updated from time to time.

**Syndicate SCSB Branches**

In relation to Bids (other than Bids by Anchor Investor) submitted to a member of the Syndicate, the list of branches of the SCSBs at the Specified Locations named by the respective SCSBs to receive deposits of Bid cum Application Forms from the members of the Syndicate is available on the website of the SEBI (<https://www.sebi.gov.in/sebiweb/other/OtherAction.do?doRecognisedFpi=yes&intmId=35>) and updated from time to time. For more information on such branches collecting Bid cum Application Forms from the Syndicate at Specified Locations, see the website of the SEBI <http://www.sebi.gov.in/sebiweb/other/OtherAction.do?doRecognised=yes> as updated from time to time.

**Registered Brokers**

Bidders can submit ASBA Forms in the Issue using the stock broker network of the stock exchange, *i.e.* through the Registered Brokers at the Broker Centres. The list of the Registered Brokers eligible to accept ASBA forms, including details such as postal address, telephone number and e-mail address, is provided on the websites of the Stock Exchanges at [www.bseindia.com](http://www.bseindia.com) and [www.nseindia.com](http://www.nseindia.com), respectively, as updated from time to time.

**Registrar and Share Transfer Agents**

The list of the RTAs eligible to accept ASBA Forms at the Designated RTA Locations, including details such as address, telephone number and e-mail address, is provided on the websites of the Stock Exchanges at [www.bseindia.com/Static/Markets/PublicIssues/RtaDp.aspx](http://www.bseindia.com/Static/Markets/PublicIssues/RtaDp.aspx) and [www.nseindia.com/products/content/equities/ipos/asba\\_procedures.htm](http://www.nseindia.com/products/content/equities/ipos/asba_procedures.htm), respectively, as updated from time to time.

**Collecting Depository Participants**



The list of the CDPs eligible to accept ASBA Forms at the Designated CDP Locations, including details such as their name and contact details, is provided on the websites of the Stock Exchanges at [www.bseindia.com/Static/Markets/PublicIssues/RtaDp.aspx?](http://www.bseindia.com/Static/Markets/PublicIssues/RtaDp.aspx?) and [www.nseindia.com/products/content/equities/ipos/asba\\_procedures.htm](http://www.nseindia.com/products/content/equities/ipos/asba_procedures.htm), respectively, as updated from time to time.

### **Experts**

Except as stated below, our Company has not obtained any expert opinions:

Our Company has received written consent dated September 15, 2022, from our Statutory Auditors to include their name as an ‘expert’ as defined under Section 2(38) read with Section 26 of the Companies Act, in relation to the Restated Consolidated Financial Information, the examination report dated September 15, 2022, on the Restated Consolidated Financial Information, and the statement of special tax benefits dated September 15, 2022, included in this Red Herring Prospectus, and such consent has not been withdrawn as on the date of this Red Herring Prospectus.

Our Company has received written consent dated August 31, 2022, from the independent chartered engineer, namely M. Nagi Reddy, independent chartered engineer, to include their name in this Red Herring Prospectus and as an “expert” as defined under Section 2(38) of the Companies Act, 2013, in relation to his certificate dated August 31, 2022 certifying the estimated cost of establishment of new stores and warehouses, and such consent has not been withdrawn as on the date of this Red Herring Prospectus.

Our Company has received written consent dated September 15, 2022, from the independent chartered accountant, namely Komandoor & Co LLP, Chartered Accountants, to include their name in this Red Herring Prospectus and as an “expert” as defined under Section 2(38) of the Companies Act, 2013.

### **Monitoring Agency**

#### **ICICI Bank Limited**

Capital Market Division, 1st Floor,  
122, Mistry Bhavan, Dinshaw Vachha Road,  
Backbay Reclamation, Churchgate,  
Mumbai – 400020  
**Tel:** 022 6681 8911/23/24  
**E-mail:** [sagar.welekar@icicibank.com](mailto:sagar.welekar@icicibank.com)

### **Appraising Entity**

None of the objects of the Issue for which the Net Proceeds will be utilised have been appraised by any agency. Accordingly, no appraising entity is appointed for the Issue.

### **Credit Rating**

As this is an issue of Equity Shares, there is no credit rating for the Issue.

### **IPO Grading**

No credit rating agency registered with SEBI has been appointed in respect of obtaining grading for the Issue.

### **Trustees**

As this is an issue of Equity Shares, no trustee has been appointed for the Issue.

### **Green Shoe Option**

No green shoe option is contemplated under the Issue.

### **Inter-se allocation of responsibilities**

The following table sets forth the inter-se allocation of responsibilities for various activities among the Book Running Lead Managers:

Sr. No	Activity	Responsibility	Co-ordinator
1.	Due diligence of the Company including its operations/management/business plans/legal etc. Drafting and design of the Draft Red Herring Prospectus, Red Herring Prospectus & Prospectus along with drafting and design of application form and abridged prospectus. The BRLMs shall ensure compliance with stipulated requirements and completion of prescribed formalities with the Stock Exchanges, RoC and SEBI including finalisation of Prospectus and RoC filing.	ARAL, IIFL, JM	ARAL
2.	Capital structuring with the relative components and formalities such as composition of debt and equity, type of instruments	ARAL, IIFL, JM	ARAL
3.	Drafting and approval of all statutory advertisement	ARAL, IIFL, JM	ARAL
4.	Drafting and approval of all publicity material other than statutory advertisement as mentioned above including corporate advertising, brochure, etc. and filing of media compliance report.	ARAL, IIFL, JM	JM
5.	Appointment of intermediaries viz., Registrar to the Offer, printers, advertising agency, Syndicate Members, Sponsor Banks, Bankers to the Offer, Monitoring Agency and other intermediaries, including coordination of all agreements to be entered into with such intermediaries	ARAL, IIFL, JM	ARAL
6.	International institutional marketing of the Offer, which will cover, <i>inter alia</i> : <ul style="list-style-type: none"> <li>• Finalizing the list and division of international investors for one-to-one meetings</li> <li>• Institutional Marketing Strategy</li> <li>• Finalizing international road show and investor meeting schedules</li> <li>• Preparation of road show presentation and frequently asked questions</li> </ul>	ARAL, IIFL, JM	IIFL
7.	Domestic institutional marketing of the Offer including banks/ mutual funds, which will cover, <i>inter alia</i> : <ul style="list-style-type: none"> <li>• Formulating marketing strategies</li> <li>• Finalizing the list and division of domestic investors for one-to-one meetings</li> <li>• Institutional Marketing Strategy</li> <li>• Preparation of road show presentation and frequently asked questions</li> <li>• Finalizing domestic road show and investor meeting schedules</li> </ul>	ARAL, IIFL, JM	JM
8.	Retail marketing of the Offer, which will cover, <i>inter alia</i> : <ul style="list-style-type: none"> <li>• Formulating marketing strategies, preparation of publicity budget</li> <li>• Finalising media, marketing, public relations strategy and publicity budget including list of frequently asked questions at retail road shows</li> <li>• Finalising collection centres</li> <li>• Finalising centres for holding conferences for brokers, investors etc.</li> <li>• Follow-up on distribution of publicity and Offer material including form, RHP/Prospectus and deciding on the quantum of the Offer material</li> </ul>	ARAL, IIFL, JM	ARAL
9.	Non-Institutional marketing of the Offer, which will cover, <i>inter alia</i> : <ul style="list-style-type: none"> <li>• Formulating marketing strategies for Non-institutional Bidders</li> <li>• Finalising media, marketing and public relations strategy</li> </ul>	ARAL, IIFL, JM	ARAL
10.	Coordination with Stock-Exchanges for book building software, bidding terminals, mock trading, payment of 1% security deposit and managing anchor book related activities and submission of letters to regulators post completion of anchor allocation.	ARAL, IIFL, JM	IIFL
11.	Managing the book and finalization of pricing in consultation with the Company.	ARAL, IIFL, JM	ARAL

Sr. No	Activity	Responsibility	Co-ordinator
12.	<p>Post bidding activities including management of escrow accounts, coordinate non-institutional allocation, coordination with Registrar, SCSBs and Banks, intimation of allocation and dispatch of refund to Bidders, etc. Post-Offer activities, which shall involve essential follow-up steps including allocation to Anchor Investors, follow-up with Bankers to the Offer and SCSBs to get quick estimates of collection and advising the Issuer about the closure of the Offer based on correct figures, finalisation of the basis of allotment or weeding out of multiple applications, listing of instruments, dispatch of certificates or demat credit and refunds and coordination with various agencies connected with the post-Offer activity such as Registrar to the Offer, Bankers to the Offer, SCSBs including responsibility for underwriting arrangements, as applicable.</p> <p>Co-ordination with SEBI and Stock Exchanges for release of 1% security deposit post closure of the Offer and submission of all post Offer reports to SEBI.</p>	ARAL, IIFL, JM	ARAL

### Filing

A copy of the Draft Red Herring Prospectus was filed electronically with SEBI at [cfddil@sebi.gov.in](mailto:cfddil@sebi.gov.in) in accordance with the SEBI circular dated March 27, 2020, in relation to “*Easing of Operational Procedure – Division of Issues and Listing – CFD*”; and with SEBI’s electronic platform at: <https://siportal.sebi.gov.in/intermediary/index.html>, in accordance with SEBI circular bearing reference SEBI/HO/CFD/DIL1/CIR/P/2018/011 dated January 19, 2018 and Regulation 25(8) of the SEBI ICDR Regulations.

A copy of this Red Herring Prospectus, along with the material contracts and documents required to be filed, has been filed with the RoC in accordance with Section 32 of the Companies Act, 2013, and a copy of the Prospectus required to be filed under Section 26 of the Companies Act, 2013 will be delivered for filing to the RoC situated at the address mentioned below and through the electronic portal at <http://www.mca.gov.in/mcafoportal/loginvalidateuser.do>:

#### Registrar of Companies, Telangana at Hyderabad

2<sup>nd</sup> Floor, Corporate Bhawan  
GSI Post, Nagole, Bandlaguda  
Hyderabad – 500 068  
Telangana, India

### Book Building Process

Book Building Process, in the context of the Issue, refers to the process of collection of Bids from investors on the basis of this Red Herring Prospectus, the Bid cum Application Forms and the Revision Forms within the Price Band. The Price Band and minimum Bid Lot size will be decided by our Company in consultation with the BRLMs and advertised in all editions of Financial Express, an English national daily newspaper and all editions of Jansatta, a Hindi national daily newspaper and all editions of Surya, a Telugu daily newspaper (Telugu being the regional language of Telangana, where our Registered Office is located) at least two Working Days prior to the Bid/ Issue Opening Date and shall be made available to the Stock Exchanges for the purpose of uploading on their respective websites. The Issue Price shall be determined by our Company in consultation with the BRLMs after the Bid/ Issue Closing Date.

**All Bidders, except Anchor Investors, are mandatorily required to use the ASBA process for participating in the Issue by providing details of their respective ASBA Account in which the corresponding Bid Amount will be blocked by SCSBs. In addition to this, the UPI Bidders may participate only through the UPI Mechanism. Anchor Investors are not permitted to participate in the Issue through the ASBA process.**

**In accordance with the SEBI ICDR Regulations, QIBs and Non-Institutional Bidders are not allowed to withdraw or lower the size of their Bids (in terms of the quantity of the Equity Shares or the Bid Amount) at any stage. Retail Individual Bidders can revise their Bids during the Bid/ Issue Period and withdraw their Bids on or before the Bid/ Issue Closing Date. Further, Anchor Investors cannot withdraw their Bids after the Anchor Investor Bid/ Issue Period. Allocation to the Anchor Investors will be on a discretionary**

basis.

**Each Bidder by submitting a Bid in the Issue will be deemed to have acknowledged the above restrictions and the terms of the Issue.**

Our Company will comply with the SEBI ICDR Regulations and any other directions issued by SEBI in relation to this Issue. In this regard, our Company has appointed the BRLMs to manage this Issue and procure Bids for this Issue.

**The Book Building Process is in accordance with guidelines, rules and regulations prescribed by SEBI and are subject to change from time to time. Bidders are advised to make their own judgement about an investment through this process prior to submitting a Bid.**

For details on the method and procedure for Bidding, see “*Issue Structure*” and “*Issue Procedure*” on pages 341 and 344, respectively.

Bidders should note that the Issue is also subject to obtaining (i) final listing and trading approvals of the Stock Exchanges, which our Company shall apply for after Allotment; and (ii) filing of the Prospectus with the RoC.

#### **Illustration of Book Building and Price Discovery Process**

For an illustration of the Book Building Process and the price discovery process, see “*Issue Procedure*” on page 344.

#### **Underwriting Agreement**

After the determination of the Issue Price and allocation of Equity Shares, but prior to the filing of the Prospectus with the RoC, our Company intends to enter into an Underwriting Agreement with the Underwriters for the Equity Shares proposed to be issued and offered in the Issue. The Underwriting Agreement is dated [●]. Pursuant to the terms of the Underwriting Agreement, the obligations of each of the Underwriters will be several and will be subject to certain conditions specified therein.

The Underwriters have indicated their intention to underwrite the following number of Equity Shares pursuant to the Underwriting Agreement:

*(This portion has been intentionally left blank and will be filled in before filing of the Prospectus with the RoC.)*

<b>Name, Address, Telephone Number and Email Address of the Underwriters</b>	<b>Indicative Number of Equity Shares to be Underwritten</b>	<b>Amount Underwritten (in ₹ million)</b>
[●]	[●]	[●]

The above-mentioned underwriting commitments are indicative and will be finalised after pricing of the Issue, the Basis of Allotment and actual allocation in accordance with provisions of the SEBI ICDR Regulations.

In the opinion of our Board, the resources of the above-mentioned Underwriters are sufficient to enable them to discharge their respective underwriting obligations in full. The above-mentioned Underwriters are registered with the SEBI under Section 12(1) of the SEBI Act or registered as brokers with the Stock Exchanges. Our Board/ IPO Committee, at its meeting held on [●], has accepted and entered into the Underwriting Agreement mentioned above on behalf of our Company.

Allocation among the Underwriters may not necessarily be in proportion to their underwriting commitment set forth in the table above.

Notwithstanding the above table, the Underwriters shall be severally responsible for ensuring payment with respect to the Equity Shares allocated to investors respectively procured by them in accordance with the Underwriting Agreement. In the event of any default in payment, the respective Underwriter, in addition to other obligations defined in the Underwriting Agreement, will also be required to procure subscribers for or subscribe to the Equity Shares to the extent of the defaulted amount in accordance with the Underwriting Agreement. The Underwriting Agreement has not been executed as on the date of this Red Herring Prospectus and will be executed

after determination of the Issue Price and allocation of Equity Shares, but prior to the filing of the Prospectus with the RoC. The extent of underwriting obligations and the Bids to be underwritten in the Issue shall be as per the Underwriting Agreement.

## CAPITAL STRUCTURE

The share capital of our Company, as on the date of this Red Herring Prospectus, is set forth below.

(In ₹, except share data and unless otherwise stated)

Sr. No.	Particulars	Aggregate nominal value (in ₹ million)	Aggregate value at Issue Price* (in ₹ million)
<b>A.</b>	<b>AUTHORIZED SHARE CAPITAL<sup>(1)</sup></b>		
	1,000,000,000 Equity Shares	10,000.00	-
<b>B.</b>	<b>ISSUED, SUBSCRIBED AND PAID-UP SHARE CAPITAL BEFORE THE ISSUE<sup>(2)</sup></b>		
	300,003,000 Equity Shares	3,000.03	-
<b>C.</b>	<b>PRESENT ISSUE IN TERMS OF THIS RHP</b>		
	Issue of up to [●] Equity Shares aggregating up to ₹ 5,000 million <sup>(2)</sup>	[●]	5,000.00
<b>D.</b>	<b>ISSUED, SUBSCRIBED AND PAID-UP SHARE CAPITAL AFTER THE ISSUE*</b>		
	[●] Equity Shares	[●]	[●]
<b>E.</b>	<b>SECURITIES PREMIUM ACCOUNT</b>		
	Before the Issue		Nil
	After the Issue		[●]

\* To be included upon finalisation of Issue Price

<sup>(1)</sup> For details in relation to the changes in the authorised share capital of our Company, see "History and Certain Corporate Matters – Amendments to the MoA" on page 185.

<sup>(2)</sup> The Issue has been authorised by our Board of Directors pursuant to its resolution passed at its meeting dated April 14, 2021 and our shareholders pursuant to a special resolution passed on April 19, 2021.

### Notes to the Capital Structure

#### 1. Share Capital History of our Company

##### a) Equity Share capital

The following table sets forth the history of the Equity Share capital of our Company:

Date of allotment	Number of Equity Shares allotted	Face value per Equity Share (₹)	Issue Price per Equity Share (₹)	Nature of consideration	Nature of allotment	Cumulative number of Equity Shares	Cumulative paid-up Equity Share capital (₹)
September 10, 2018	300,003,000	10	10	Consideration other than Cash	Subscription to MOA <sup>(i)</sup>	300,003,000	3000,003,000

(i) Our Company was originally formed as a sole proprietorship under the name of 'M/s Bajaj Electronics' at Hyderabad in 1980 and it was converted into a partnership firm under the name of 'M/s Bajaj Electronics' ("Bajaj Electronics") pursuant to partnership deed dated March 25, 2011 and was registered under the Indian Partnership Act, 1932 with the Registrar of Firms, Hyderabad (South) on April 13, 2011. Subsequently, Bajaj Electronics was converted to our Company pursuant to certificate of incorporation issued by Central Registration Centre, Registrar of Companies dated September 10, 2018. Pursuant to memorandum of understanding dated August 7, 2018 executed between partners of Bajaj Electronics i.e., Pavan Kumar Bajaj; Renu Bajaj; Karan Bajaj; Astha Bajaj, Sameer Kalra; Isha Sameer Kalra; and Devina Bhardwaj (collectively, "Partners"), Partners contributed to share capital of the Company in the proportion of the capital contributed by them in Bajaj Electronics. Following are the details of the capital contribution of Partners in Bajaj Electronics:

S. No.	Partner	Capital Contribution to Bajaj Electronics (in ₹ million)
1.	Pavan Kumar Bajaj	1,520.58
2.	Renu Bajaj	0.133
3.	Karan Bajaj	1,478.78
4.	Astha Bajaj	0.133
5.	Sameer Kalra	0.133
6.	Isha Sameer Kalra	0.133
7.	Devina Bhardwaj	0.133

S. No.	Partner	Capital Contribution to Bajaj Electronics (in ₹ million)
<b>Total</b>		<b>3,000.03</b>

300,003,000 Equity Shares were allotted to Partners, pursuant to subscription to MoA, comprising Pavan Kumar Bajaj (152,057,999 Equity Shares); Karan Bajaj (147,878,566 Equity Shares); Renu Bajaj (13,287 Equity Shares); Astha Bajaj (13,287 Equity Shares); Sameer Kalra (13,287 Equity Shares); Isha Sameer Kalra (13,287 Equity Shares); Devina Bhardwaj (13,287 Equity Shares).

**b) Preference Share capital**

As on date of this Red Herring Prospectus, our Company does not have a preference share capital.

**2. Issue of Equity Shares at a price lower than the Issue Price in the last year**

Our Company has not issued any Equity Shares during a period of one year preceding the date of this Red Herring Prospectus, at a price lower than the Issue Price.

**3. Issue of shares for consideration other than cash or out of revaluation of reserves**

(a) Our Company has not issued any Equity Shares or preference shares out of revaluation of reserves since its incorporation.

(b) Except as stated below, our Company has not issued any Equity Shares for consideration other than cash as on the date of this Red Herring Prospectus:

Date of allotment	Names of allottees	Number of Equity Shares allotted	Face value per Equity Share (₹)	Issue Price per Equity Share (₹)	Nature/ Reason of allotment	Benefits accrued to our Company
September 10, 2018	Equity Shareholders of our Company <sup>(1)</sup>	300,003,000	10	10	Subscription to MOA <sup>(i)</sup>	N.A.

(1) 300,003,000 Equity Shares were allotted to Partners, pursuant to subscription to MoA, comprising Pavan Kumar Bajaj (152,057,999 Equity Shares); Karan Bajaj (147,878,566 Equity Shares); Renu Bajaj (13,287 Equity Shares); Astha Bajaj (13,287 Equity Shares); Sameer Kalra (13,287 Equity Shares); Isha Sameer Kalra (13,287 Equity Shares); Devina Bhardwaj (13,287 Equity Shares).

**4. Issue of Equity Shares pursuant to schemes of arrangement**

Our Company has not allotted any Equity Shares pursuant to a scheme of amalgamation approved under Section 391 to 394 of the Companies Act, 1956 or Sections 230 to 234 of the Companies Act, 2013.

**5. Issue of Equity Shares under stock option scheme**

As on the date of this Red Herring Prospectus, our Company does not have any employee stock option scheme.

**6. History of the Equity Share capital held by our Promoters**

As on the date of this Red Herring Prospectus, our Promoters hold 299,936,565 Equity Shares equivalent to 99.98 % of the issued, subscribed and paid-up Equity Share capital of our Company.

S. No.	Name of the Promoter	Pre-Issue		Post-Issue*	
		No. of Equity Shares	% of total Equity Shares	No. of Equity Shares	% of total Equity Shares*
1.	Pavan Kumar Bajaj	152,057,999	50.69	152,057,999	[●]
2.	Karan Bajaj	147,878,566	49.29	147,878,566	[●]

\*Subject to finalisation of Basis of Allotment.

**7. Build-up of the shareholding of our Promoters in our Company**

- (a) The details regarding the equity shareholding of our Promoters since incorporation of our Company is set forth in the table below.

Name of the Promoter	Date of allotment of Equity Shares and when made fully paid-up	Nature of transaction	Number of Equity Shares	Nature of consideration	Face Value per Equity Share (₹)	Issue/purchase price per Equity Share (₹)	Percentage of the pre-Issue capital (%)*	Percentage of the post-Issue capital (%)
Pavan Kumar Bajaj	September 10, 2018	Initial subscription to the Memorandum of Association	152,057,999	Consideration other than Cash	10	10	50.69	[●]
Karan Bajaj	September 10, 2018	Initial subscription to the Memorandum of Association	147,878,566	Consideration other than Cash	10	10	49.29	[●]
<b>Total</b>			<b>299,936,565</b>				<b>99.98</b>	[●]

All the Equity Shares held by our Promoters were fully paid-up on the respective dates of acquisition of such Equity Shares. None of the Equity Shares held by our Promoters have been pledged as on the date of this Red Herring Prospectus.

- (b) Shareholding of our Promoter Group

As on the date of this Red Herring Prospectus, members of our Promoter Group holds 53,148 Equity Shares, which constitutes approximately 0.01% of the issued, subscribed and paid-up Equity Share capital of our Company.

- (c) Details of Promoters' contribution and lock-in

- (i) Pursuant to Regulations 14 and 16 of the SEBI ICDR Regulations, an aggregate of 20% of the fully diluted post-Issue Equity Share capital of our Company held by the Promoters, shall be locked in for a period of eighteen months as minimum Promoters' contribution ("Minimum Promoters' Contribution") from the date of Allotment and the shareholding of the Promoters in excess of 20% of the fully diluted post-Issue Equity Share capital shall be locked in for a period of six months from the date of Allotment.
- (ii) Details of the Equity Shares to be locked-in for eighteen months from the date of Allotment as Minimum Promoters' Contribution are set forth in the table below:

Name of Promoters	Number of Equity Shares locked-in*	Date of allotment of Equity Shares and when made fully paid-up*	Nature of transaction*	Face Value per Equity Share (₹)*	Issue/Acquisition price per Equity Share (₹)*	Percentage of the pre-Issue paid-up capital (%)*	Percentage of the post-Issue paid-up capital (%)*	Date up to which Equity Shares are subject to lock-in*
Pavan Kumar Bajaj	[●]	[●]	[●]	[●]	[●]	[●]	[●]	[●]
Karan Bajaj	[●]	[●]	[●]	[●]	[●]	[●]	[●]	[●]
<b>Total</b>	[●]	[●]	[●]	[●]	[●]	[●]	[●]	[●]

\*To be updated at Prospectus stage.

- (iii) Our Company undertakes that the Equity Shares that are being locked-in are not ineligible for computation of Promoters' contribution in terms of Regulation 15 of the SEBI ICDR Regulations.



- (iv) In this connection, please note that:
- a. The Equity Shares offered for Minimum Promoters' Contribution do not include the (i) Equity Shares acquired in the three immediately preceding years for consideration other than cash and revaluation of assets or capitalisation of intangible assets was involved in such transaction, (ii) Equity Shares resulting from bonus issue by utilization of revaluation reserves or unrealised profits of our Company or bonus shares issued against Equity Shares, which are otherwise ineligible for computation of Minimum Promoters' Contribution.
  - b. The Minimum Promoters' Contribution does not include any Equity Shares acquired during the immediately preceding one year at a price lower than the price at which the Equity Shares are being offered to the public in the Issue.
  - c. Our Company was incorporated pursuant to conversion of a partnership firm into a company in the year 2018. No Equity Shares have been issued to our Promoters, during the preceding one year at a price less than the Issue Price, against the funds brought in by them pursuant to such conversion. and
  - d. All the Equity Shares held by our Promoters are in dematerialised form.
  - e. The Equity Shares forming part of the Minimum Promoters' Contribution are not subject to any pledge.
- (d) **Other lock-in requirements:**
- (i) In addition to the 20% of the fully diluted post-Issue shareholding of our Company held by our Promoters locked in for eighteen months as specified above, the entire pre-Issue Equity Share capital of our Company will be locked-in for a period of six months from the date of Allotment.
  - (ii) Our Promoters have agreed not to sell, transfer, charge, pledge or otherwise encumber in any manner, the Promoters' contribution from the date of filing of this Red Herring Prospectus, until the expiry of the lock-in specified above, or for such other time as required under SEBI ICDR Regulations, except as may be permitted, in accordance with the SEBI ICDR Regulations.
  - (iii) Any Equity Shares Allotted to Anchor Investors in the Anchor Investor Portion shall be locked in the following manner:

There shall be a lock-in of 90 days on 50% of the Equity Shares Allotted to each of the Anchor Investors from the date of Allotment, and a lock-in of 30 days on the remaining 50% of the Equity Shares Allotted to each of the Anchor Investors from the date of Allotment.
  - (iv) The Equity Shares held by our Promoters, which are locked-in may be transferred to and amongst the members of our Promoter Group or to any new promoter or persons in control of our Company, subject to continuation of the lock-in in the hands of the transferees for the remaining period and compliance with the SEBI Takeover Regulations, as applicable.
  - (v) The Equity Shares held by persons other than our Promoters and locked-in for a period of six months from the date of Allotment in the Issue may be transferred to any other person holding the Equity Shares which are locked-in, subject to continuation of the lock-in in the hands of transferees for the remaining period and compliance with the SEBI Takeover Regulations.

## 8. Shareholding Pattern of our Company

The table below presents the equity shareholding pattern of our Company as on the date of this Red Herring Prospectus.

Category (I)	Category of shareholder (II)	Number of shareholders (III)	Number of fully paid-up Equity Shares held (IV)	Number of partly paid-up Equity Shares held (V)	Number of shares underlying Depository Receipts (VI)	Total number of shares held (VII) = (IV)+(V)+(VI)	Shareholding as a % of total number of shares (calculated as per SCRR, 1957) (VIII) As a % of (A+B+C2)	Number of Voting Rights held in each class of securities (IX)		Number of shares underlying outstanding convertible securities (including warrants) (X)	Shareholding, as a % assuming full conversion of convertible securities (as a percentage of diluted share capital) (XI) = (VII)+(X) As a % of (A+B+C2)	Number of locked in shares (XII)		Number of Shares pledged or otherwise encumbered (XIII)		Number of Equity Shares held in dematerialized form (XIV)	
								Number of Voting Rights				Total as a % of (A+B+C)	Number (a)	As a % of total Shares held (b)	Number (a)		As a % of total Shares held (b)
								Class: Equity Shares	Total								
(A)	Promoters and Promoter Group	6	299,989,713	0	0	299,989,713	99.99	299,989,713	299,989,713	99.99	0	99.99	0	0	0	299,989,713	
(B)	Public	1	13,287	0	0	13,287	Negligible	13,287	13,287	Negligible	0	Negligible	0	0	0	13,287	
(C)	Non Promoters- Non Public	0	0	0	0	0	0	0	0	0	0	0	0	0	0	0	
(C1)	Shares underlying DRs	0	0	0	0	0	0	0	0	0	0	0	0	0	0	0	
(C2)	Shares held by Employee Trusts	0	0	0	0	0	0	0	0	0	0	0	0	0	0	0	
	<b>Total</b>	<b>7</b>	<b>300,003,000</b>	<b>0</b>	<b>0</b>	<b>300,003,000</b>	<b>100.00</b>	<b>300,003,000</b>	<b>300,003,000</b>	<b>100.00</b>	<b>0</b>	<b>100.00</b>	<b>0</b>	<b>0</b>	<b>0</b>	<b>300,003,000</b>	

## 9. Details of equity shareholding of the major Shareholders of our Company

The Shareholders holding 1% or more of the paid-up Equity Share capital of our Company and the number of Equity Shares held by them (i) 10 days prior to the date of this Red Herring Prospectus; (ii) as on the date of this Red Herring Prospectus; (iii) one year prior to the date of this Red Herring Prospectus; and (iv) two years prior to the date of this Red Herring Prospectus are set forth in the table below:

Sr. No.	Name of the Shareholder	Number of Equity Shares on a fully diluted basis	Percentage of the pre- Issue Equity Share capital (%) on a fully diluted basis
1.	Pavan Kumar Bajaj	152,057,999	50.69
2.	Karan Bajaj	147,878,566	49.29
	<b>Total</b>	<b>299,936,565</b>	<b>99.98</b>

## 10. Details of Equity Shares held by our Directors, Key Managerial Personnel and members of our Promoter Group

- (i) Set out below are details of the Equity Shares held by our Directors and Key Managerial Personnel in our Company:

S. No.	Name	No. of Equity Shares	Percentage of the pre-Issue Equity Share Capital (%)	Number of employee stock options outstanding	Percentage of the post-Issue Equity Share Capital (%)
1.	Pavan Kumar Bajaj	152,057,999	50.69	N.A.	●
2.	Karan Bajaj	147,878,566	49.29	N.A.	●
3.	Astha Bajaj	13,287	Negligible	N.A.	●

- (ii) Set out below are the details of the Equity Shares held by our Promoters, and our Promoter Group, in our Company:

S. No.	Name	No. of Equity Shares	Percentage of the pre-Issue Equity Share Capital (%)	Percentage of the post-Issue Equity Share Capital (%)
<b>Promoters</b>				
1.	Pavan Kumar Bajaj	152,057,999	50.69	●
2.	Karan Bajaj	147,878,566	49.29	●
<b>Total (A)</b>		<b>299,936,565</b>	<b>99.98</b>	●
<b>Promoter Group</b>				
1.	Renu Bajaj	13,287	Negligible	●
2.	Astha Bajaj	13,287	Negligible	●
3.	Devina Bhardwaj	13,287	Negligible	●
4.	Isha Sameer Kalra	13,287	Negligible	●
<b>Total (B)</b>		<b>53,148</b>	<b>0.01</b>	●
<b>Total (A + B)</b>		<b>299,989,713</b>	<b>99.99</b>	●

11. As on the date of this Red Herring Prospectus, none of the BRLMs or their respective associates (as defined under the SEBI Merchant Bankers Regulations) holds any Equity Shares in our Company as on the date of this Red Herring Prospectus. The BRLMs and their associates may engage in transactions with and perform services for our Company in the ordinary course of business or may in the future engage in commercial banking and investment banking transactions with our Company, for which they may in the future receive customary compensation.
12. There are no partly paid-up Equity Shares as on the date of this Red Herring Prospectus and all Equity Shares shall be fully paid-up at the time of Allotment.
13. The details of the price at which Equity Shares were acquired in the three years preceding the filing of this Red Herring Prospectus, by each of the Promoters and members of the Promoter group are as follows:

Sr. No.	Name of the acquirer	Date of acquisition of Equity Shares	No. of Equity Shares acquired	Acquisition price per Equity Share
<b>Promoters</b>				
1.	Pavan Kumar Bajaj	N.A.	NIL	N.A.

Sr. No.	Name of the acquirer	Date of acquisition of Equity Shares	No. of Equity Shares acquired	Acquisition price per Equity Share
2.	Karan Bajaj	N.A.	NIL	N.A.
<b>Members of the Promoter Group (other than the Promoters)</b>				
NIL				

14. None of the members of our Promoter Group, our Directors or their relatives have purchased or sold any securities of our Company during the period of six months immediately preceding the date of filing of the DRHP and this Red Herring Prospectus.
15. As of the date of the filing of this Red Herring Prospectus, the total number of our Shareholders is seven.
16. Our Company, our Directors and the BRLMs have not made any or entered into any buy-back arrangements for purchase of Equity Shares.
17. There will be no further issue of Equity Shares whether by way of issue of bonus shares, rights issue, preferential issue or any other manner during the period commencing from the date of filing of the DRHP until the listing of the Equity Shares on the Stock Exchanges pursuant to the Issue.
18. There have been no financing arrangements whereby our Promoters, Promoter Group, our Directors, and their relatives have financed the purchase by any other person of securities of our Company other than in the normal course of the business of the financing entity, during a period of six months preceding the date of filing of the DRHP and this Red Herring Prospectus.
19. Our Company presently does not intend or propose to alter its capital structure for a period of six months from the Bid/ Issue Opening Date, by way of split or consolidation of the denomination of Equity Shares or further issue of Equity Shares (including issue of securities convertible into or exchangeable, directly or indirectly for Equity Shares) whether on a preferential basis or by way of issue of bonus shares or on a rights basis or by way of further public issue of Equity Shares or qualified institutions placements or otherwise.
20. There are no outstanding convertible securities or any warrant, option or right to convert a debenture, loan or other instrument which would entitle any person any option to receive Equity Shares, as on the date of this Red Herring Prospectus.
21. Our Company shall ensure that any transactions in the Equity Shares by our Promoters and our Promoter Group during the period between the date of filing of this Red Herring Prospectus and the date of closure of the Issue shall be reported to the Stock Exchanges within 24 hours of the transactions.
22. Our Promoter and members of the Promoter Group will not participate in the Issue.
23. Our Promoters and members forming part of the Promoter Group have not acquired Equity Shares in the preceding three years.
24. No person connected with the Issue, including, but not limited to, our Company, the members of the Syndicate, or our Directors, shall offer any incentive, whether direct or indirect, in any manner, whether in cash or kind or services or otherwise to any Bidder for making a Bid, except for fees or commission for services rendered in relation to the Issue.
25. Under-subscription, if any, in any category, except in the QIB Category, would be allowed to be met with spill over from any other category or combination of categories, at the discretion of our Company in consultation with the BRLMs and the Designated Stock Exchange.

## OBJECTS OF THE ISSUE

The Issue is being undertaken to meet the objects thereof, as set forth herein, and to realize the benefits of listing of our Equity Shares on the Stock Exchanges, including the enhancement of our Company's brand name and creation of a public market for our Equity Shares in India.

The proceeds of the Issue, after deducting the Issue related expenses ("Net Proceeds"), are estimated to be approximately ₹ [●] million.

The Net Proceeds from the Issue are proposed to be utilized by our Company for the following objects:

1. Funding of capital expenditure for expansion and opening of stores and warehouses;
2. Funding incremental working capital requirements;
3. Repayment / prepayment, in full or part, of all or certain borrowings availed by our Company; and
4. General Corporate Purposes.

(Collectively, referred to herein as the "Objects of the Issue")

The details of the proceeds of the Issue are set forth below:

*(In ₹ million)*

Particulars	Amount*
Gross Proceeds of the Issue	5,000.00
(Less) Issue related expenses*	[●]
<b>Net Proceeds*</b>	<b>[●]</b>

\*To be determined upon finalisation of the Issue Price and updated in the Prospectus prior to filing with the RoC.

The main objects and objects incidental and ancillary to the main objects set out in the Memorandum of Association enable us to undertake the existing business activities and the activities proposed to be funded from the Net Proceeds. Further, we confirm that the activities which we have been carrying out till date are in accordance with the objects clause of our Memorandum of Association.

### **Utilisation of Net Proceeds and schedule of implementation and deployment**

The Net Proceeds are proposed to be utilised in the following manner:

*(In ₹ million)*

S. No.	Particulars	Amount to be funded from the Net Proceeds*	Estimated amount to be utilized from Net Proceeds		
			FY 2023	FY 2024	FY 2025
1.	Funding of capital expenditure for expansion and opening of stores and warehouses	1,114.41	234.55	469.26	410.60
2.	Funding incremental working capital requirements	2,200.00	1,000.00	1,200.00	-
3.	Repayment / prepayment, in full or part, of all or certain borrowings availed by our Company	550.00	550.00	-	-
4.	General Corporate Purposes**	[●]	[●]	[●]	[●]
	<b>Total Net Proceeds*</b>	<b>[●]</b>	<b>[●]</b>	<b>[●]</b>	<b>[●]</b>

\*To be determined upon finalisation of the Issue Price and updated in the Prospectus prior to filing with the RoC.

\*\*The amount utilised for general corporate purposes shall not exceed 25% of the Gross Proceeds.

We propose to deploy the entire Net Proceeds towards the Objects of the Issue by the end of Financial Year 2025 and in the manner as specified in the table above. However, if the Net Proceeds are not completely utilised for the Objects of the Issue stated above by the end of Financial Year 2025, such amounts will be utilised (in part or full) in the next financial year or subsequent periods towards the aforementioned Objects of the Issue, as determined by us, in accordance with applicable law.

The fund requirements and the proposed deployment of funds set-out above for funding of capital expenditure for expansion and opening of stores and warehouses, funding incremental working capital requirements, repayment / prepayment, in full or part, of all or certain borrowings availed by our Company and general corporate purposes

from the Net Proceeds are based on the internal management estimates and current market conditions, and have not been appraised by any bank or financial institution or other independent agency. Repayment / prepayment, in full or part, of all or certain borrowings availed by our Company have been certified by the Statutory Auditor for the term-loans outstanding as on August 31, 2022, the working capital estimates have been certified by an Independent Chartered Accountant and the estimated capital expenditure for expansion and opening of stores and warehouses have been certified by the Independent Chartered Engineer. We may have to revise our funding requirements and deployment from time to time on account of various factors, such as financial and market conditions, competition, business and strategy and interest/exchange rate fluctuations and other external factors, which may not be within the control of our management. This may entail rescheduling the proposed utilisation of the Net Proceeds and changing the allocation of funds from its planned allocation at the discretion of our management, subject to compliance with applicable law. For details, see *“Risk Factors – Our funding requirements and proposed deployment of the Net Proceeds have not been appraised by a bank or a financial institution and if there are any delays or cost overruns, our business, financial condition and results of operations may be adversely affected.”* on page 46.

Subject to applicable laws, if the actual utilisation towards any of the Objects of the Issue is lower than the proposed deployment, such balance will be used for general corporate purposes to the extent that the total amount to be utilized towards general corporate purposes will not exceed 25% of the Gross Proceeds from the Issue in accordance with Regulation 7(2) of the SEBI ICDR Regulations.

### **Means of Finance**

We intend to completely finance the Objects of the Issue from the Net Proceeds. Accordingly, we confirm that there is no requirement for us to make firm arrangements of finance through verifiable means towards 75% of the stated means of finance. In case of a shortfall in the Net Proceeds or any increase in the actual utilisation of funds earmarked for the Objects of the Issue, our Company may explore a range of options including utilizing our internal accruals and/or availing additional borrowings.

### ***Details of the Objects of the Issue***

#### **1. Funding of capital expenditure for expansion and opening of stores and warehouses**

Our Company proposes to utilize a portion of the Net Proceeds of this Issue amounting up to ₹ 1,114.41 million towards funding of capital expenditure for expansion and opening of our stores in Telangana, Andhra Pradesh and Delhi, National Capital Region (“NCR”) and warehouses in NCR, for an aggregate amount of up to ₹ 234.55 million, up to ₹ 469.26 million and up to ₹ 410.60 million, during the Financial Years 2023, 2024 and 2025, respectively. We intend to enhance our position within our existing markets i.e., Andhra Pradesh, Telangana and NCR, by increasing our market penetration and expanding our store and warehouse network in these states / regions and plan to explore new markets with the intent to expand our footprint and further increase customer base and expand our store and warehouse network in key cities and metropolitan areas.

As of August 31, 2022, we operate and manage 112 stores with a retail business area of 1.12 million sq. ft., located across 36 cities/urban agglomerates, predominantly in Andhra Pradesh, Telangana and NCR. Our total store count grew from 71 in Financial Year 2020 to 112 as on August 31, 2022, while our retail business area grew from 0.76 million sq. ft. to 1.12 million sq. ft. over this period. Our expansion and increased market presence is based on our cluster-based approach, wherein we expand our network in a particular market, till we reach substantial depth & scale. In the process of opening new stores, we give emphasis on identifying ‘growth pockets’, by taking into account various factors, including population density, proximity and performance of competitors, customer and vehicular traffic, customer accessibility, potential growth of the local population and economy, area development potential, future development trends, estimated spending power of the population and local economy and payback period, estimated on the basis of expected sales potential, strategic benefits, and store site characteristics. Based on our expansion model, our store network has grown from one store in Hyderabad in 1980 to 112 stores in 36 cities/urban agglomerates concentrated in Andhra Pradesh, Telangana and NCR, as of August 31, 2022. With the object of providing comprehensive consumer durables and electronic shopping experience to our customers, our Company operates 3 retail-store formats arraying multifarious as well as specialized electronic products. As of August 31, 2022, out of 112 stores, 100 stores are Multi Brand Outlets (“MBOs”) and 12 stores are Exclusive Brand Outlets (“EBOs”). We operate 89 MBOs under the name “Bajaj Electronics”, eight MBOs under the name of “Electronics Mart” in the NCR, two specialized stores under the name “Kitchen Stories” which caters to the kitchen specific

demands of our customers and one store under the name of “Audio & Beyond”. For further details, see “*Our Business*” at page 156.

Our Company plans to expand by setting-up new stores and warehouses in Tier I and Tier II cities in the states of Andhra Pradesh, Telangana and in the NCR region in order to meet the growing demand amongst consumers within these markets. We categorize the cities having more than 30 million population as Tier I cities and others as Tier II cities. We intend to utilize the portion of the Net Proceeds towards (i) setting up an aggregate of 58 stores, comprising of 48 MBOs and 10 EBOs, in Telangana, Andhra Pradesh and the NCR region during the Financial Years 2023 to 2025, and (ii) expansion of our warehouse network by setting-up one warehouse in the NCR region during the Financial Year 2024. The premises for the proposed new retail stores and warehouses are expected to be taken both on lease / leave and license basis, or on ownership basis.

As on the date of this Red Herring Prospectus, our Company has already opened eight stores in NCR and has entered into agreement to sell/ sale deeds/ lease deeds for eight stores proposed to be opened in NCR and one store proposed to be opened in Telengana. The details of the stores proposed to be opened are set forth in the table below:

a) Stores proposed to be opened in NCR:

Store Number	Location	Document executed	Address of the Store	Date of the document executed	Name of Vendor	Plot Area	Period of Lease	Lease Rent (₹ in million)	Salient features of the lease deed
1.	Kalkaji	Agreement to sell	Property bearing No. 20-B in Block H, area measuring 234 sq. yds. Kalkaji – 110 019, Delhi, India.	April 7, 2022	Manmohan Singh, Gurmeet Singh Grover and Ramesh Kumar Gulati	234 sq. yds.	-	-	-
2.	Darya Ganj	Sale Deed	Property bearing number 3746-3747 and ground floor (without roof rights) of property bearing number 3746-A, situated at ward No.- XI, Kucha Parmanand, Faiz Bazar, Darya Ganj- 110 002, New Delhi, India.	February 10, 2022	Manoj Kumar Gupta and Sanjay Kumar Gupta	The area of the properties is 164.92 sq. yards and 75 sq. yards, respectively	-	-	-
		Sale Deed	Property bearing number 3739-3744, Ward No.- XI, Netaji Subhash Marg, Faiz Bazar, Darya Ganj- 110 002, New Delhi, India.				-	-	-
3.	Noida	Sale Deed	Plot no. 19 in Block – P, Sector-18, Noida, District Gautam Budh Nagar – 201 301, Uttar Pradesh, India.	April 29, 2022	M/s A.R. Fisheries Private Limited	141.90 sq. meter	-	-	-
		Lease Deed	Basement and ground floor of the commercial property bearing No. 18, in Block-P, situated at Sector-18, Noida, Gautam Budh Nagar-201 301, Uttar Pradesh, India. #	April 29, 2022	-	2,300 sq. ft.	15 years	0.35 per month	The monthly lease rent shall increase by 15% after completion of every three years on the existing rent. The Company has given an interest free refundable security deposit of ₹ 1.05 million and the same shall be refunded at the time of expiry or earlier termination of the lease, or renewal of the lease term, (whichever is earlier).
			“C. R. Tower”, bearing	August 26,	-	7,500 sq. ft.	15 years	1.00 per month	The monthly lease rent shall increase by



Store Number	Location	Document executed	Address of the Store	Date of the document executed	Name of Vendor	Plot Area	Period of Lease	Lease Rent (₹ in million)	Salient features of the lease deed
			property No. P-20, Sector – 18, Noida – 201 301, Gautam Budh Nagar, Uttar Pradesh India	2022					15% after every three years from the sub-lease commencement date, i.e., August 26, 2022, on the last paid rent. The Company has given a security deposit of ₹ 6.00 million and the same shall be refunded at the time of expiry or earlier termination of the sub-lease (whichever is earlier), simultaneously on our Company handing over vacant physical possession of the premises.
4.	Pitampura	Sale Deed	Property bearing No. GD-26, Pitampura, New Delhi – 110 034, India.	May 31, 2022	Ashok Kumar Kapoor	324 sq. meter	-	-	-
5.	Janakpuri	Sale Deed	Property bearing No. 4, Block B-1, Janakpuri, New Delhi – 110 058, India.	August 5, 2022	Vimala Ramamrutham	444 sq. meter	-	-	-
6.	Uttam Nagar	Lease Deed	Complete commercial building situated at plot no. WZ 13A & 13B, Uttam Nagar – 110 059, Delhi, India.	July 07, 2022	-	7,000 sq. ft.	15 years	0.45 per month	The monthly lease rent shall increase by 15% after completion of every three years on the existing rent. The Company has given an interest free refundable security deposit of ₹ 2.70 million and the same shall be refunded at the time of expiry or earlier termination of the lease, or renewal of the lease term, (whichever is earlier).
7.	Karol Bagh	Lease Deed	Commercial property at M. No. 8129/1 (53/3), Ward No. XVI, Plot No. 3, Block No. 53, Desh Bandhu Gupta Road, Karol Bagh, Khasra No. 758/10, New Delhi – 110 005, India.	August 16, 2022	Jatinder Kaur Naranga and Amarjeet Kaur	8,300 sq. ft.	15 years	0.73 per month	The monthly lease rent shall increase by 15% after completion of every three years on the existing rent. The Company has given a security deposit of ₹ 4.35 million and the same shall be refunded at the time of expiry or earlier termination of the lease, or renewal of the lease term, (whichever is earlier).
8.	Narela	Lease Deed	Ground Floor and upper ground floor, Khasra No. 43/2/1, Arya Samaj Road, Rajiv Colony, Narela, Delhi – 110 040, India	August 30, 2022	Ravinder Kumar, Ajay Kumar and Sribhagwan	10,463 sq. ft.	18 years	0.36	The monthly lease rent shall increase by 15% after completion of every three years on the existing rent. The Company has given an interest free refundable security deposit of ₹ 2.17 million and the same shall be refunded at the time of expiry or

Store Number	Location	Document executed	Address of the Store	Date of the document executed	Name of Vendor	Plot Area	Period of Lease	Lease Rent (₹ in million)	Salient features of the lease deed
									earlier termination of the lease, or renewal of the lease term, (whichever is earlier)
		Lease Deed	Shop No. 1 & 2, Khasra No. 43/2/1, Arya Samaj Road, Rajiv Colony, Narela, Delhi – 110 040, India	August 30, 2022	Akshay Ojha and Madhuri Ojha	675 sq. ft.	18 years	0.05	The monthly lease rent shall increase by 15% after completion of every three years on the existing rent. The Company has given an interest free refundable security deposit of ₹ 0.30 million and the same shall be refunded at the time of expiry or earlier termination of the lease, or renewal of the lease term, (whichever is earlier)

b) Stores proposed to be opened in Telangana:

Store Number	Location	Document executed	Address of the Store	Date of the document executed	Name of Vendor	Plot Area	Period of Lease	Lease Rent (₹ in million)	Salient features of the lease deed
1.	Jubilee Hills, Telangana	Lease Deed	D. No. 8-2-293/82/A/721, Plot No. 721, Phase – III, forming part of Survey Nos. 403/1 (old), 120 (new), of Shaikpet Village, & 102/1 of Hakeempet Village, situated within the approved layout of the Jubilee Hills Co-operative House Building Society Limited, Road No. 36, Jubilee Hills, Hyderabad – 500 033, Telangana, India	August 10, 2022	-	7,436 sq. ft.	09 years	0.89 per month	The monthly lease rent shall increase by 5% after completion of every year on the existing rent. Our Company has given an interest-free refundable security deposit of ₹ 5.35 million. The deposit shall be refunded upon our Company duly observing and performing the obligations set out by the Lessors.

A detailed breakup of the stores and warehouses proposed to be set up by our Company has been provided below:

- a) We propose to open the following stores in Fiscal 2023, Fiscal 2024 and Fiscal 2025 from the Net Proceeds.

Format	Location	Fiscal 2023	Fiscal 2024	Fiscal 2025	Total
MBO Stores	Telangana	2	3	3	8
	Andhra Pradesh	4	6	4	14
	NCR	4	11	11	26
<b>Total MBO Stores (A)</b>		<b>10</b>	<b>20</b>	<b>18</b>	<b>48</b>
EBO Stores	Telangana	1	4	2	7
	Andhra Pradesh	1	1	1	3
	NCR	-	-	-	-
<b>Total EBO Stores (B)</b>		<b>2</b>	<b>5</b>	<b>3</b>	<b>10</b>
<b>Total Stores (A+B)</b>		<b>12</b>	<b>25</b>	<b>21</b>	<b>58</b>

- b) We propose to open the following warehouse in Fiscal 2024 from the Net Proceeds.

Location	Fiscal 2024	Total number of warehouses
NCR	1	1
<b>Total number of warehouses</b>	<b>1</b>	<b>1</b>

#### Estimated cost of establishment and deployment of funds

The sizes of our retail stores vary across regions and are dependent on various factors such as type / format of the retail store, availability of suitable locations, addressable market, lease rentals, competition within a given region or across regions, *etc.* Considering our strategy for setting-up new retail stores across regions, we have considered an average store size of 10,000 square feet for MBOs in Telangana and Andhra Pradesh, 9,000 square feet for MBOs in the NCR region and 800 square feet for EBOs in Telangana and Andhra Pradesh (“Average Store Size”) for arriving at the estimated costs for setting-up a new retail store. Similarly, our warehouse will have an average size of 10,000 square feet, which may vary across regions and are dependent on various factors such as availability of suitable locations, lease rentals, competition within a given region or across regions, *etc.* Our estimate of costs mentioned below are based on the certificate dated August 31, 2022 received from an Independent Chartered Engineer, M. Nagi Reddy, and our internal estimates for specifications and item requirements, based on our prior experience of setting-up similar retail stores / warehouses.

A detailed breakdown of the estimated cost for stores / warehouses is as follows:

Sr. No	Particulars	MBO* (NCR)	MBO* (Andhra Pradesh / Telangana)	EBO*	Warehouse*
		Estimated cost per sq. ft. (in ₹)			
1.	Civil and related civil finishing works including plumbing related works	567	467	394	116
2.	Gypsum POP and painting works	169	147	189	-
3.	All joinery/ wooden and glass works	736	630	1,208	-
4.	Facade and signage works	103	168	656	4
5.	Electrical works including, Networking, Phone, UPS, Light fixtures	598	415	383	86
6.	Fire and safety	10	147	146	101
7.	HVAC works	157	315	257	4
8.	Loose Furniture	18	53	175	189
9.	Office Equipment and Peripherals	13	53	88	18
	<b>Total cost per sq. ft. (in ₹)</b>	<b>2,370</b>	<b>2,394</b>	<b>3,497</b>	<b>518</b>

\*The estimated cost per square feet is as per the certificate dated August 31, 2022 provided by M. Nagi Reddy, Independent Chartered Engineer.

The estimated cost of establishment of proposed new stores and warehouse is as follows:

**MBOs:**

S. No.	Location	Format of store	No. of Stores to be opened	Estimated size per showroom (in sq. ft.)	Total Estimated size of the showroom (in sq. ft.)	Estimated Capital Expenditure per Sq. Ft. (in ₹)	Total estimated capital expenditure per store (₹ in million)	Total estimated capital expenditure (₹ in million)
1	Telangana	MBOs	8	10,000	80,000	2,394	23.94	191.52
2	Andhra Pradesh	MBOs	14	10,000	1,40,000	2,394	23.94	335.16
3	NCR	MBOs	26	9,000	2,34,000	2,370	21.33	554.58
<b>Total estimated capital expenditure for setting up MBO stores</b>								<b>1,081.26</b>

**EBOs:**

S. No.	Location	Format of store	No. of Stores to be opened	Estimated size per showroom (in sq. ft.)	Total Estimated size of the showroom (in sq. ft.)	Estimated Capital Expenditure per Sq. Ft. (in ₹)	Total estimated capital expenditure per store (₹ in million)	Total estimated capital expenditure (₹ in million)
1	Telangana	EBOs	7	800	5,600	3,497	2.80	19.58
2	Andhra Pradesh	EBOs	3	800	2,400	3,497	2.80	8.39
<b>Total estimated capital expenditure for setting up EBO stores</b>								<b>27.97</b>

**Warehouse:**

S. No.	Location	No. of Warehouses to be opened	Estimated size per Warehouse (in sq. ft.)	Total Estimated size of the Warehouse (in sq. ft.)	Estimated Capital Expenditure per Sq. Ft. (in ₹)	Total estimated capital expenditure per store (₹ in million)	Total estimated capital expenditure (₹ in million)
1.	NCR	1	10,000	10,000	518	5.18	5.18
<b>Total estimated capital expenditure for setting up the warehouses</b>							<b>5.18</b>

Based on the estimated cost mentioned above, the total cost for the establishment of our proposed area of new stores in the next three years is as follows:

(In ₹ million)

Format	Location	Fiscal 2023	Fiscal 2024	Fiscal 2025	Total*
MBO	Telangana	47.88	71.82	71.82	191.52
	Andhra Pradesh	95.76	143.64	95.76	335.16
	NCR	85.32	234.63	234.63	554.58
<b>Total MBO Capital Expenditure</b>		<b>228.96</b>	<b>450.09</b>	<b>402.21</b>	<b>1,081.26</b>
EBO	Telangana	2.80	11.19	5.59	19.58
	Andhra Pradesh	2.80	2.80	2.80	8.39
	NCR	-	-	-	-
<b>Total EBO Capital Expenditure</b>		<b>5.59</b>	<b>13.99</b>	<b>8.39</b>	<b>27.97</b>
<b>Total Capital Expenditure</b>		<b>234.55</b>	<b>464.08</b>	<b>410.60</b>	<b>1,109.23</b>

\* The Net Proceeds will be utilized towards capital expenditure for expansion and opening of new stores and warehouses including costs relating to interior works of the stores and warehouse

Based on the estimated cost mentioned above, the total cost for the establishment of our proposed new stores and warehouse are as follows:

(In ₹ million)

Location	Fiscal 2023		Fiscal 2024		Fiscal 2025		Total*	
	New Stores	Ware-house	New Stores	Ware-house	New Stores	Ware-house	New Stores	Ware-house
Telangana	50.68	-	83.01	-	77.41	-	211.10	-
Andhra Pradesh	98.56	-	146.44	-	98.56	-	343.55	-
NCR	85.32	-	234.63	5.18	234.63	-	554.58	5.18
<b>Total</b>	<b>234.55</b>	<b>-</b>	<b>464.08</b>	<b>5.18</b>	<b>410.60</b>	<b>-</b>	<b>1,109.23</b>	<b>5.18</b>
<b>Total Capital Expenditure</b>	<b>234.55</b>		<b>469.26</b>		<b>410.60</b>		<b>1,114.41</b>	

\* The Net Proceeds will be utilized towards capital expenditure for expansion and opening of new stores and warehouses including costs relating to interior works of the stores and warehouse.

#### *Methodology for computation of estimated cost*

The details of the capital expenditure for establishing stores on a per sq. ft. basis are based on the certificate received from M. Nagi Reddy, Independent Chartered Engineer, through his certificate dated August 31, 2022. As on the date of this Red Herring Prospectus, our Company has already opened eight stores in NCR and has entered into agreement to sell/ sale deeds/ lease deeds for eight stores proposed to be opened in NCR and one store proposed to be opened in Telangana. However, the Company has neither entered into any definitive agreements, nor executed any letters of intent for leasing remaining stores / warehouse, as we typically enter into such arrangements only a few months prior to the actual establishment of the stores / warehouse.

The estimated cost set out above is based on typical capital expenditure incurred by our Company in setting up new stores. However, the estimated cost set out above is subject to adjustments, if any, with respect to any escalation of price of the items and contingencies such as necessary and unforeseen change in design or location of stores and accordingly, in case of any escalation in prices or contingencies, our Company may utilize the Net Proceeds towards such escalation prices or contingencies or may utilize its internal accruals or seek debt financing.

## **2. Funding Incremental Working capital requirements**

We fund a majority of our working capital requirements in the ordinary course of business from various banks and internal accruals. As of August 31, 2022, the aggregate amount sanctioned for various working capital facilities is ₹ 9,195.80 million. For details of the working capital facilities availed by us, see “*Financial Indebtedness*” on page 309.

Our business is working capital intensive and has lot of expenses which are fixed in nature. Further a major component is the inventory at stores and distribution centers. We intend to continue growing by setting up additional stores. Major portion of our working capital is utilized towards inventory purchase and we have availed funds for our working capital in the ordinary course of our business from HDFC Bank Limited, Bajaj Finance Limited and IDFC First Bank Limited. As of August 31, 2022, our retail store channel comprises 112 stores (comprising 100 MBOs including three specialized stores and 12 EBOs and nine warehouses across 36 cities in India. For further details, see “*Our Business*” at page 156. We are in the business of operating electronic retail stores and aim to set up additional retail stores and warehouses in Telangana, Andhra Pradesh and the NCR region to serve more consumers across these locations and expand our store and warehouse network. In light of the above, our Company will require incremental working capital.

#### ***Basis of estimation of incremental working capital requirement***

The estimates of the working capital requirements for the years ended March 31, 2023 and March 31, 2024 have been prepared based on the management estimates of future financial performance. The projection has been prepared using set of assumptions that include assumptions about future events and management’s action that are not necessarily expected to occur. On the basis of existing and estimated working capital requirement of our Company on an audited standalone basis, and assumptions for such working capital requirements, our Board pursuant through its resolution dated September 15, 2022 has approved the projected working capital requirements for Fiscals 2023 and 2024 and the proposed funding of such working capital requirements as set forth below:

(₹ in million)

Sr. No.	Particulars	Fiscal 2020	Fiscal 2021	Fiscal 2022	Three month period ended June 30, 2022
<b>I.</b>	<b>Current assets</b>				
1	Inventories	4,017.81	4,813.69	6,138.21	4,732.95
2	Financial assets	1,727.92	1,314.94	1,437.77	1,258.64
	(a) Trade receivables	845.98	953.92	1,079.33	1,010.78
	(b) Cash and cash equivalents	870.21	349.82	343.79	196.79
	(c) Loans	9.30	9.54	13.13	13.70
	(d) Others	2.43	1.66	1.52	37.37
3	Other current assets	1,470.95	1,904.20	1,917.21	1,428.94
	<b>Total current assets (A)</b>	<b>7,216.68</b>	<b>8,032.83</b>	<b>9,493.19</b>	<b>7,420.53</b>
<b>II.</b>	<b>B. Current liabilities</b>				
1	Financial liabilities	546.39	735.49	898.76	1,108.94
	a) Trade payables	66.62	75.86	248.06	245.31
	b) Other financial liabilities	479.77	659.63	650.70	863.63
	c) Provisions	-	-	-	-
2	Other current liabilities	109.99	164.37	198.02	121.59
3	Current tax liabilities (net)	-	18.38	70.60	136.36
	<b>Total current liabilities (B)</b>	<b>656.38</b>	<b>918.24</b>	<b>1,167.38</b>	<b>1,366.89</b>
<b>III</b>	<b>Working capital requirements (A-B)</b>	<b>6,560.30</b>	<b>7,114.59</b>	<b>8,325.81</b>	<b>6,053.64</b>
<b>IV</b>	<b>Funding Pattern</b>				
	Short-term borrowings <sup>%</sup>	4,480.91	4,739.06	5,317.59	3,101.72
	Internal accruals and Equity	2,079.39	2,375.53	3,008.22	2,951.92
	<b>Total Means of Finance</b>	<b>6,560.30</b>	<b>7,114.59</b>	<b>8,325.81</b>	<b>6,053.64</b>

<sup>%</sup> Short-term borrowings include working capital funding from Banks and unsecured loan payable on demand from Banks and NBFCs. Komandoor and Co. LLP, Chartered Accountants, have by a certificate dated September 15, 2022, certified the working capital requirements of our Company.

Based upon our internal estimates as reflected below, the estimates of incremental working capital requirements for Fiscal 2023 and Fiscal 2024 are set forth below:

(₹ in million)

Sr. No.	Particulars	Estimated Amount as on March 31, 2023	Estimated Amount as on March 31, 2024
<b>I.</b>	<b>Current assets</b>		
1	Inventories	7,530.24	9,072.28
2	Trade receivables	1,360.39	1,662.63
3	Other current assets	2,176.63	2,660.21
	<b>Total current assets (I)</b>	<b>11,067.27</b>	<b>13,395.11</b>
<b>II.</b>	<b>Current liabilities</b>		
1	Trade payables	231.70	283.51
2	Other Financial liabilities	680.20	831.31
3	Other current liabilities	272.08	332.53
	<b>Total current liabilities (II)</b>	<b>1,183.98</b>	<b>1,447.35</b>
<b>III</b>	<b>Working capital requirements (A-B)</b>	<b>9,883.29</b>	<b>11,947.77</b>
<b>IV</b>	<b>Funding Pattern</b>		
1	Net Proceeds from the Fresh Issue	1,000.00	2,200.00
2	Short Term Borrowings <sup>%</sup>	5,495.80	5,495.80
3	Internal accruals	3,387.49	4,251.97
	<b>Total</b>	<b>9,883.29</b>	<b>11,947.77</b>

<sup>%</sup>Short Term Borrowings implies our maximum sanction limits as on August 31, 2022. Komandoor and Co. LLP, Chartered Accountants, have by a certificate dated September 15, 2022, certified the working capital requirements of our Company.

Our Company proposes to utilize ₹ 2,200.00 million from Net Proceeds towards funding our incremental working-capital requirements. Our company expects that the funding pattern for working capital requirements for Fiscals 2023 and 2024 will comprise short-term borrowings from banks and other financial institutions, internal accruals and Net Proceeds.

The estimates of incremental working capital requirements for Fiscal 2023 and Fiscal 2024 are set forth below:

(₹ in million)		
Particulars	Estimated Amount for Fiscal 2023	Estimated amount for Fiscal 2024
<b>Incremental Working Capital Requirement</b>	<b>3,829.65</b>	<b>2,064.47</b>
	-	-
<b>Funding Pattern</b>	-	-
Short Term Borrowings	2,394.08	-
Internal Accruals	435.57	864.47
Net Proceeds from the Fresh Issue	1,000.00	1,200.00
<b>Total</b>	<b>3,829.65</b>	<b>2,064.47</b>

**Assumptions for our estimated working capital requirements**

Sr. No.	Particular	FY20	FY21	FY22	Three month period ended June 30, 2022	FY23	FY24
1	Inventory Days	54	63	60	36	60	59
2	Receivable Days	10	11	9	7	9	9
3	Payable Days	1	1	2	2	2	2
4	Other Current Asset Days (excl. Cash)	17	22	16	10	15	15
5	Other Current Liabilities Days	7	10	8	7	7	7

Sr No.	Particulars	Assumption
1	Inventories	In order to meet customer requirements, our Company needs to maintain finished goods inventory including adequate inventory for display at the retail outlets. Our company has maintained an inventory of 54 days, 63 days, 60 days and 36 days of cost of goods sold for Fiscal 2020, Fiscal 2021, Fiscal 2022 and for the three month period ended June 30, 2022 respectively. Our inventory days for the three month period ended June 30, 2022 stands lower than our full fiscal inventory days on account of lower inventory held post our summer season sales. Accordingly, we have anticipated our inventory holding days to be 60 days and 59 days for Fiscal 2023 and Fiscal 2024 respectively.
2	Trade Receivable	We had trade receivable of 10 days, 11 days, 9 days and 7 days of revenue from operations at the end of Fiscal 2020, Fiscal 2021, Fiscal 2022 and for the three month period ended June 30, 2022 respectively. We have assumed trade receivables of 9 days of revenue from operations at the end of Fiscal 2023 and Fiscal 2024, respectively. We believe, going forward our company will see a marginal improvement in trade receivable days as we will be focusing on improving our collection process and regular follow-ups for the wholesale business.
3	Trade Payables	We had trade payable of 1 day, 1 day, 2 day and 2 days of cost of goods sold at the end of Fiscal 2020, Fiscal 2021, Fiscal 2022 and for the three month period ended June 30, 2022. We have assumed trade payable of 2 days of cost of goods sold at the end of Fiscal 2023 and Fiscal 2024 respectively.
4	Other Current Assets	Other current assets include advance to vendors, balances with government authorities like GST related ITC balances, prepaid expenses and other advances. We had other current assets of 17 days, 22 days, 16 days and 10 days of revenue from operations at the end of Fiscal 2020, Fiscal 2021, Fiscal 2022 and for the three month period ended June 30, 2022 respectively. We have assumed other current assets of 15 days of revenue from operations at the end of Fiscal 2023 and Fiscal 2024 respectively.

Sr No.	Particulars	Assumption
5	Other Current Liabilities	Other current liabilities include Provision for Corporate Social Responsibility, payables to statutory authorities and advances from customers. We had other current liabilities of 7 days, 10 days, 8 days and 7 days of revenue from operations at the end of Fiscal 2020, Fiscal 2021, Fiscal 2022 and for the three month period ended June 30, 2022 respectively. We have assumed other current liabilities of 7 days of revenue from operations at the end of Fiscal 2023 and Fiscal 2024 respectively. We believe that other current liabilities will be marginally better than our historical average of 8 days.

### 3. Repayment / prepayment, in full or part, of all or certain borrowings availed by our Company

Our Company has entered into various borrowing arrangements with banks and financial institutions namely, HDFC Bank Limited, ICICI Bank Limited, Bajaj Finance Limited, Axis Bank Limited and IDFC First Bank Limited, including borrowings in the form of fund based as well as non-fund based working capital facilities, term loans and trade advances, amongst others. As of August 31, 2022, the term loans amount outstanding under the borrowing arrangements entered into with HDFC Bank by our Company was ₹ 674.87 million on a standalone basis. For details of these borrowing arrangements including indicative terms and conditions, see “*Financial Indebtedness*” on page 309.

Our Company intends to utilize ₹ 550 million from the Net Proceeds towards repayment or prepayment of all or a portion of the principal amount on HDFC Bank term loans existing on August 31, 2022, availed by our Company and the accrued interest thereon, the details of which are listed out in the table below. Pursuant to the terms of the borrowing arrangements, prepayment of these indebtedness does not attract prepayment charges.

Given the nature of the borrowings and the terms of repayment or prepayment, the aggregate outstanding amounts under the borrowings may vary from time to time and our Company may, in accordance with the relevant repayment schedule, refinance or avail additional borrowings from the bank. Further, the amounts outstanding under the borrowings as well as the sanctioned limits are dependent on several factors and may vary with the business cycle of our Company with multiple intermediate repayments and enhancement of sanctioned limits. In light of the above, if at the time of filing the Prospectus, any of the below mentioned loans are repaid in part or full or refinanced or if any additional credit facilities are availed, then the table below shall be suitably revised to reflect the revised amounts or loans as the case may be which have been availed by our Company. However, the aggregate amount to be utilised from the Net Proceeds towards prepayment or repayment of borrowings (including re-financed or additional borrowings availed, if any or otherwise), in part or full, would not exceed ₹ 550 million.

The selection of borrowings proposed to be prepaid or repaid amongst our borrowing arrangements availed will be based on various factors, including (i) cost of the borrowing, including applicable interest rates; (ii) any conditions attached to the borrowings restricting our ability to prepay/ repay the borrowings and time taken to fulfil, or obtain waivers/ consents for fulfilment of such conditions; (iii) terms and conditions of such consents and waivers; (iv) levy of any prepayment charges/ penalties; (v) provisions of any laws, rules and regulations governing such borrowings; and (vi) other commercial considerations including, among others, the amount of the loan outstanding and the remaining tenor of the loan.

The details of the outstanding loans proposed for repayment or prepayment, in full or in part from the Net Proceeds are set forth below:

S. No.	Name of the lender	Date of sanction letter/ facility agreement *	Nature of loan	Rate of interest (% per annum)	Sanctioned amount (in ₹ million)	Total outstanding amount as on August 31, 2022 (in ₹ million) #	Repayment Tenor	Prepayment penalty/conditions	Purpose for which the loan was sanctioned <sup>(1)</sup>
1.	HDFC Bank Limited	10 <sup>th</sup> June, 2021	Term Loan	8	97.19	84.17	Repayable in 88 months	Nil	Purchase of Commercial Property
2.	HDFC Bank Limited	10 <sup>th</sup> June, 2021	Term Loan	8	80.81	70.35	Repayable in 90 months	Nil	Purchase of Commercial Property



S. No.	Name of the lender	Date of sanction letter/ facility agreement *	Nature of loan	Rate of interest (% per annum)	Sanctioned amount (in ₹ million)	Total outstanding amount as on August 31, 2022 (in ₹ million) #	Repayment Tenor	Prepayment penalty/conditions	Purpose for which the loan was sanctioned <sup>(1)</sup>
3.	HDFC Bank Limited	10 <sup>th</sup> June, 2021	Term Loan	8	142.87	126.10	Repayable in 97 months	Nil	Purchase of Commercial Property
4.	HDFC Bank Limited	10 <sup>th</sup> June, 2021	Term Loan	8	118.48	112.43	Repayable in 170 months	Nil	Purchase of Commercial Property
5.	HDFC Bank Limited	10 <sup>th</sup> June, 2021	Term Loan	8	59.93	47.84	Repayable in 63 months	Nil	Purchase of Commercial Property
6.	HDFC Bank Limited	10 <sup>th</sup> June, 2021	Term Loan	8	91.49	78.49	Repayable in 84 months	Nil	Purchase of Commercial Property
7.	HDFC Bank Limited	10 <sup>th</sup> June, 2021	Term Loan	8	84.10	72.21	Repayable in 84 months	Nil	Purchase of Commercial Property
	<b>Total</b>				<b>674.87</b>	<b>591.59</b>			

\*Pursuant to the term loan agreement dated July 1, 2021

<sup>(1)</sup>Our Statutory Auditors have confirmed that the above borrowings have been utilized for the purposes for which such borrowings were availed in accordance with Clause 9(A)(2)(b) of Part A of Schedule VI of the SEBI ICDR Regulations by way of their certificate dated September 15, 2022.

HDFC Bank Limited vide its letter dated January 11, 2022 has confirmed that the Company has the necessary approval to make repayment/pre-payment on the borrowings to the extent applicable under the section "Objects of the Issue".

# The amount outstanding as of August 31, 2022 has been certified by Walker Chandiook & Co LLP, Chartered Accountants, by way of their certificate dated September 15, 2022.

For further details in relation to the terms and conditions under the aforesaid loan agreements as well as the restrictive covenants in relation thereto, see "Financial Indebtedness" on page 309 of this Red Herring Prospectus

#### 4. General Corporate Purposes

We propose to deploy the balance Net Proceeds aggregating up to ₹ [●] million (net of expenses in relation to the Issue) towards general corporate purposes, subject to such utilisation not exceeding 25% of the Gross Proceeds, in compliance with the SEBI ICDR Regulations.

The general corporate purposes for which our Company proposes to utilise Net Proceeds include brand building and marketing efforts, acquisition of fixed assets, meeting expenses incurred towards any strategic initiatives, partnerships, tie-ups, joint ventures or acquisitions, meeting exigencies and expenses incurred by our Company in the ordinary course of business. The general corporate purposes for which we propose to utilise the Net Proceeds will also include meeting day to day expenses such as pre-payment or repayment of loans towards acquisition of land, meeting any expense of the Company, including salaries and wages, administration, insurance, repairs and maintenance, payment of taxes and duties, meeting expenses incurred in the ordinary course of business and towards any exigencies, and any other purpose, as considered expedient and as approved periodically by our Board or a duly constituted committee thereof, subject to compliance with applicable law, including the necessary provisions of the Companies Act.

The quantum of utilisation of funds towards each of the above purposes will be determined by our Board, based on the amount available under this head and our business requirements, from time to time. Our management, in accordance with the policies of our Board, shall have flexibility in utilising surplus amounts, if any.

#### Interim use of Net Proceeds

We, in accordance with the policies formulated by our Board from time to time, will have flexibility to deploy the Net Proceeds. Pending utilisation of the Net Proceeds for the purposes described above, our Company will temporarily invest the Net Proceeds in deposits only in one or more scheduled commercial banks included in the Second Schedule of the Reserve Bank of India Act, 1934, as amended, as may be approved by our Board or a duly

constituted committee thereof.

In accordance with the Companies Act, 2013, we confirm that we shall not use the Net Proceeds for buying, trading or otherwise dealing in shares of any other listed company or for any investment in the equity markets.

### Bridge Financing Facilities

We have not raised any bridge loans from any bank or financial institution as on the date of this Red Herring Prospectus, which are proposed to be repaid from the Net Proceeds.

### Issue Expenses

The total Issue related expenses are estimated to be approximately ₹ [●] million. The Issue related expenses consist of listing fees, underwriting fees, selling commission and brokerage, fees payable to the BRLMs, legal counsels, Registrar to the Issue, Banker to the Issue including processing fee to the SCSBs for processing ASBA Forms submitted by ASBA Bidders procured by the Syndicate and submitted to SCSBs, fees payable to the Sponsor Banks for bids made by UPI Bidders using UPI, brokerage and selling commission payable to Registered Brokers, RTAs and CDPs, printing and stationery expenses, advertising and marketing expenses and all other incidental expenses for listing the Equity Shares on the Stock Exchanges. All the fees and expenses relating to the Issue shall borne by the Company. The break-up for the estimated Issue expenses are as follows:

Activity	Estimated expenses <sup>(1)</sup> (₹ in million)	As a % of total estimated Issue related expenses <sup>(1)</sup>	As a % of Issue size <sup>(1)</sup>
Fees payable to the BRLMs including underwriting commission, brokerage and selling commission, as applicable	[●]	[●]	[●]
Fees payable to Statutory Auditors	[●]	[●]	[●]
Advertising and marketing expenses	[●]	[●]	[●]
Printing and stationery expenses			
Fees payable to Registrar to the Issue	[●]	[●]	[●]
Fee payable to legal counsels	[●]	[●]	[●]
Commission/processing fee for SCSBs, Sponsor Banks and Bankers to the Issue. Brokerage, underwriting commission and selling commission and bidding charges for Members of the Syndicate, Registered Brokers, RTAs and CDPs (2)(3)(4)(5)(6)(7)	[●]	[●]	[●]
Others (Listing fees, SEBI filing fees, upload fees, BSE and NSE processing fees, book building software fees and other regulatory expenses, fees for Chartered Engineer, and the independent chartered accountant appointed for the purpose of the Issue)	[●]	[●]	[●]
<b>Total estimated Issue expenses</b>	[●]	[●]	[●]

(1) Amounts will be finalised and incorporated in the Prospectus on determination of the Issue Price.

(2) Selling commission payable to the SCSBs on the portion of Retail Individual Bidders, and Non-Institutional Bidders which are directly procured by the SCSBs, would be as follows:

Portion for Retail Individual Bidders*	0.35% of the Amount Allotted (plus applicable taxes)
Portion for Non-Institutional Bidders*	0.20% of the Amount Allotted (plus applicable taxes)

\*Amount Allotted is the product of the number of Equity Shares Allotted and the Issue Price.

No additional uploading/processing fees shall be payable to the SCSBs on the applications directly procured by them. The Selling commission payable to the SCSBs will be determined on the basis of the bidding terminal ID as captured in the bid book of BSE or NSE.

- (3) Processing fees payable to the SCSBs on the portion of Retail Individual Bidders and Non-Institutional Bidders which are procured by the members of the Syndicate/sub-Syndicate/Registered Broker/RTAs/CDPs and submitted to SCSB for blocking would be as follows:

Portion for Retail Individual Bidders & Non-Institutional Bidders*	₹ 10 per valid Bid cum Application Form (plus applicable taxes)
--	---

\* For each valid application

- (4) Brokerage, selling commission on the portion for UPI Bidders, Retail Individual Bidders and Non-Institutional Bidders which are procured by Syndicate Members (including their sub-Syndicate Members), RTAs and CDPs or for using 3-in-1 type accounts- linked online trading, demat & bank account provided by some of the registered brokers which are members of Syndicate (including their sub-Syndicate Members) would be as follows:

Portion for Retail Individual Bidders*	0.35% of the Amount Allotted (plus applicable taxes)
Portion for Non-Institutional Bidders*	0.20% of the Amount Allotted (plus applicable taxes)

\* Amount Allotted is the product of the number of Equity Shares Allotted and the Issue Price.

The selling commission payable to the Syndicate / sub-Syndicate Members will be determined on the basis of the application form number / series, provided that the application is also bid by the respective Syndicate / sub-Syndicate Member. For clarification, if a Syndicate ASBA application on the application form number / series of a Syndicate / sub-Syndicate Member, is bid by an SCSB, the selling commission will be payable to the SCSB and not the Syndicate / sub-Syndicate Member.

Uploading Charges payable to members of the Syndicate (including their sub-Syndicate Members), RTAs and CDPs on the applications made by RIB Bidder using 3-in-1 accounts and Non-Institutional Bidders which are procured by them and submitted to SCSB for blocking or using 3-in-1 accounts, would be as follows: ₹ 10 plus applicable taxes, per valid application bid by the Syndicate (including their sub-Syndicate Members), RTAs and CDPs.

Uploading charges / processing charges of ₹ 20 per valid application (plus applicable taxes) are payable only in case of Bids uploaded by the members of the Syndicate (including their sub-Syndicate Members), RTAs and CDPs for applications made by the UPI Bidders. The bidding / uploading charges payable to the Syndicate / Sub Syndicate Member, RTAs and CDPs will be determined on the basis of the bidding terminal id as captured in the bid book of BSE & NSE.

- (5) Selling commission/uploading charges on the portion for Retail Individual Bidders and Non-Institutional Bidders which are directly procured by the Registered Brokers and submitted to SCSB for processing would be as follows:

Portion for Retail Individual Bidders & Non-Institutional Bidders*	₹10 per valid application (plus applicable taxes)
--	---

\* Based on valid applications.

- (6) Uploading charges / processing fees for applications made by (Retail Individual Bidders or Individual investors bidding under the Non-Institutional Portion for an amount of more than ₹ 200,000 and up to ₹ 500,000) using the UPI Mechanism would be as follows:

Sponsor Banks	₹3 for ICICI Bank Limited per valid Bid cum Application Form* (plus applicable taxes). ₹5 for HDFC Bank Limited per valid Bid cum Application Form* (plus applicable taxes). The Sponsor Banks shall be responsible for making payments to the third parties such as remitter bank, NPCI and such other parties as required in connection with the performance of its duties under the SEBI circulars, the Syndicate Agreement and other applicable laws.
---------------	---

\*For each valid application

All such commissions and processing fees set above shall be paid as per the timelines in terms of the Syndicate Agreement and Cash Escrow and Sponsor Bank Agreement

- (7) The processing fees for applications made by UPI Bidders using the UPI Mechanism may be released to the remitter banks (SCSBs) only after such banks provide a written confirmation on compliance with SEBI Circular No: SEBI/HO/CFD/DIL2/P/CIR/2021/570 dated June 2, 2021 read with SEBI Circular No:

*SEBI/HO/CFD/DIL2/CIR/P/2021/2480/1/M dated March 16, 2021 and SEBI circular no. SEBI/HO/CFD/DIL2/CIR/P/2022/51 dated April 20, 2022.*

### **Appraising Entity**

None of the Objects for which the Net Proceeds will be utilised have been appraised by any agency, including any bank or finance institutions.

### **Monitoring Agency**

In terms of Regulation 41 of the SEBI ICDR Regulations, our Company has appointed ICICI Bank Limited as the Monitoring Agency for monitoring the utilisation of the Net Proceeds. Our Audit Committee and the monitoring agency will monitor the utilisation of the Net Proceeds and submit the report required under Regulation 41(2) of the SEBI ICDR Regulations.

Our Company will disclose the utilisation of the Net Proceeds, including interim, use under a separate head in our balance sheet for such fiscals as required under applicable law, specifying the purposes for which the Net Proceeds have been utilised. Our Company will also, in its balance sheet for the applicable fiscals, provide details, if any, in relation to all such Net Proceeds that have not been utilised, if any, of such unutilised Net Proceeds. Our Company will indicate investments, if any, of unutilised Net Proceeds in the balance sheet of our Company for the relevant fiscals subsequent to receipt of listing and trading approvals from the Stock Exchanges.

Pursuant to the SEBI Listing Regulations, our Company shall, on a quarterly basis, disclose to the Audit Committee the uses and applications of the Net Proceeds. The Audit Committee will make recommendations to our Board for further action, if appropriate. On an annual basis, our Company shall prepare a statement of funds utilised for purposes other than those stated in this Red Herring Prospectus and place it before the Audit Committee and make other disclosures as may be required until such time as the Net Proceeds remain unutilised. Such disclosure shall be made only until such time that all the Net Proceeds have been utilised in full. The statement shall be certified by the statutory auditor of our Company. Furthermore, in accordance with Regulation 32(1) of the SEBI Listing Regulations, our Company shall furnish to the Stock Exchanges on a quarterly basis, a statement indicating (i) deviations, if any, in the actual utilisation of the proceeds of the Issue from the Objects of the Issue as stated above; and (ii) details of category wise variations in the actual utilisation of the proceeds of the Issue from the Objects of the Issue as stated above. This information will also be published in newspapers simultaneously with the interim or annual financial results and explanation for such variation (if any) will be included in our Board's report, after placing the same before the Audit Committee.

### **Variation in Objects**

In accordance with the Companies Act, 2013, our Company shall not vary the Objects of the Issue without being authorised to do so by our Shareholders by way of a special resolution through a postal ballot. In addition, the notice issued to our Shareholders in relation to the passing of such special resolution ("**Postal Ballot Notice**") shall specify the prescribed details as required under the Companies Act, 2013 and applicable rules. The Postal Ballot Notice shall simultaneously be published in the newspapers, one in English and one in Telugu, the regional language of the jurisdiction where our Registered Office is located. In accordance with the Companies Act, 2013, our Promoter will be required to provide an exit opportunity to the Shareholders who do not agree to such proposal to vary the objects, subject to the provisions of the Companies Act, 2013 and in accordance with such terms and conditions, including in respect of pricing of the Equity Shares, in accordance with our Articles of Association, the Companies Act, 2013 and the SEBI ICDR Regulations.

### **Other Confirmations**

No part of the Net Proceeds will be paid by our Company as consideration to our Promoter, Promoter Group, our Directors, our Key Management Personnel or our Group Company. Except in the normal course of business and in compliance with applicable law, there are no existing or anticipated transactions in relation to utilisation of Net Proceeds with our Promoter, Promoter Group, our Directors, our Key Management Personnel or our Group Company.

## BASIS FOR ISSUE PRICE

The Issue Price will be determined by our Company in consultation with the BRLMs, on the basis of assessment of market demand for the Equity Shares offered through the Book Building Process and on the basis of quantitative and qualitative factors as described below. The face value of the Equity Shares is ₹10 each and the Issue Price is [●] times the Floor Price and [●] times the Cap Price of the Price Band. Bidders should also see “*Our Business*”, “*Risk Factors*”, “*Management’s Discussion and Analysis of Financial Condition and Results of Operations*” and “*Financial Statements*” on pages 156, 27, 274 and 217, respectively, to have an informed view before making an investment decision.

### Qualitative Factors

Some of the qualitative factors and our strengths which form the basis for computing the Issue Price are:

1. The Company is the 4<sup>th</sup> largest consumer durable and electronics retailer in India with a leadership position in South India. The Company’s scale of operations along with its long-standing relationship with leading consumer brands enables us to procure products at competitive rates.
2. The Company is one of the fastest growing consumer durable and electronics retailer with consistent track record of growth and industry leading profitability.
3. The Company’s market presence and geographic reach with cluster-based expansion.
4. The Company’s business model provide operational flexibility to create long term sustainable footprint.

For details, see “*Our Business – Our Strengths*” on page 161.

### Quantitative Factors

Some of the information presented below relating to our Company is derived from the Restated Consolidated Financial Information. For details, see “*Financial Statements*” on page 217.

Some of the quantitative factors which may form the basis for computing the Issue Price are as follows:

#### A. Basic and Diluted Earnings Per Share (“EPS”) at face value of ₹10, as adjusted for change in capital:

Financial Year ended	Basic EPS (in ₹)	Diluted EPS (in ₹)	Weight
As of three month ended June 30, 2022*	1.36	1.36	-
March 31, 2022	3.46	3.46	3
March 31, 2021	1.95	1.95	2
March 31, 2020	2.72	2.72	1
<b>Weighted Average</b>	<b>2.84</b>	<b>2.84</b>	

\*Not annualised

Notes:

- 1) Weighted average is aggregate of year-wise weighted EPS divided by the aggregate of weights i.e.  $\{(EPS \times Weight) \text{ for each year} / \{Total \text{ of weights}\}$
- 2) The details of ‘Earnings per Share’ disclosed above are based on the Restated Financial Information.
- 3) The face value of equity shares of our Company is ₹10.
- 4) Basic and diluted earnings/ (loss) per equity share: Basic and diluted earnings/ (loss) per equity share are computed in accordance with Indian Accounting Standard 33 notified under the Companies (Indian Accounting Standards) Rules of 2015 (as amended)
- 5) Earnings per Share (₹) = Profit attributable to equity shareholders for the period or the year/Weighted Average No. of equity shares at the end of the period/year
- 6) The above statement should be read with Significant Accounting Policies and the Notes to the Restated Financial Information as appearing in “*Financial Statements*” beginning on page 217.

#### B. Price/Earning (“P/E”) ratio in relation to the in relation to Price Band of ₹ [●] to ₹ [●] per Equity Share:

Particulars	P/E at the Floor Price (number of times)	P/E at the Cap Price (number of times)
Based on basic EPS for Fiscal	[●]	[●]

Particulars	P/E at the Floor Price (number of times)	P/E at the Cap Price (number of times)
2022		
Based on diluted EPS for Fiscal 2022	[●]	[●]

### Industry Peer Group P/E ratio

As on date, there is only one comparable listed company in India engaged in the same line of business. The P/E of Aditya Vision Limited is 45.70 times.

Notes:

*P/E figures for the peer is computed based on closing market price as on September 22, 2022 on BSE, divided by Diluted EPS for the Financial Year ending March 31, 2022 based on financial results of the company submitted to the Stock Exchanges.*

### C. Return on Net Worth (“RoNW”)

Derived from the Restated Consolidated Financial Information:

Financial Year ended	RoNW (%)	Weight
As of three month ended June 30, 2022*	6.37	-
March 31, 2022	17.42	3
March 31, 2021	11.92	2
March 31, 2020	18.84	1
<b>Weighted Average</b>	<b>15.82</b>	

\*Not annualised

Notes:

1. *Weighted average = Aggregate of year-wise weighted Return on Net Worth divided by the aggregate of weights i.e. [(Return on Net Worth x Weight) for each year] / [Total of weights]*
2. *RoNW is calculated as net profit after taxation divided by shareholders' funds for that period / year.*
3. *Shareholders' funds = Share capital + reserves & surplus – revaluation reserves.*
4. *Net worth means the aggregate value of the paid up share capital of the Company and all reserves created out of profits and securities premium account as per Restated Consolidated Financial Statement of Assets and Liabilities of the Company*
5. *The details of 'RoNW' disclosed above are derived based on the Restated Financial Information of our Company.*

### D. Net Asset Value (“NAV”) per Equity Share

Financial Year ended/ Period ended	Restated Consolidated Financial Information (₹)
As on June 30, 2022	21.27
As on March 31, 2022	19.88
After the completion of the Offer	At Floor Price: [●]
	At Cap Price: [●]
Issue Price	[●]

Notes:

1. *Issue Price per Equity Share will be determined on conclusion of the Book Building Process*
2. *Net Asset Value per equity share represents net worth as on June 30, 2022 and as at the end of the financial year ended March 31, 2022, as restated, divided by the number of Equity Shares outstanding at the end of the period/year.*

### E. Comparison with Listed Industry Peers

Following is the comparison with our peer group companies listed in India and in the same line of business as our Company:

Name of Company	Stand alone/ Consolidated	Face value (INR)	Closing price on September 22, 2022, (₹)*	Revenue from operations (INR Million)	Basic EPS (INR)	Diluted EPS (INR)	P/E based on Basic EPS	Return on Networth (%)	NAV per Equity Share (INR)
	Electronics Mart India Limited (For the year ended March 31, 2022)	Consolidated	10.00	N/A	43,493.16	3.46	3.46	NA	17.42
<b>Listed Peers</b>									
Aditya Vision Limited (For the year ended March 31, 2022)	Stand alone	10.00	1,390.80	8,991.10	30.43	30.43	45.70	41.88	72.67

Source: All the financial information for listed industry peers mentioned above is sourced from the audited financial statements of the relevant companies for Fiscal 2022, as available on website of BSE.

The financial information related to our Company are based on the Restated Consolidated Financial Information.

\*Closing share price of listed industry peer as on September 22, 2022 has been taken from the website of BSE.

Notes:

1. Basic EPS = Profit for the year attributable to equity holders of the Company divided by Weighted average number of equity shares outstanding during the year.
2. Diluted EPS = Profit for the year attributable to equity holders of the Company divided by Weighted average number of dilutive equity shares outstanding during the year.
3. Net Asset Value per equity share represents net worth attributable to Equity Shareholder (Equity Share capital together with other equity as per Restated Consolidated Financial Information) as at the end of the fiscal year divided by the number of Equity Shares outstanding at the end of the year.
4. P/E Ratio has been computed based on the closing market price of equity shares on September 22, 2022, divided by the Basic EPS for the year ended March 31, 2022.
5. Return on net worth (%) = Restated profit for the year of the Company divided by networth (Net worth means the aggregate value of the equity share capital, preference share capital and other equity, as per restated consolidated financial information.)

## F. The Issue Price is [●] times of the face value of the Equity Shares

The Issue Price of ₹ [●] has been determined by our Company in consultation with the BRLMs, on the basis of market demand from investors for Equity Shares through the Book Building Process and is justified in view of the above qualitative and quantitative parameters.

Investors should read the above mentioned information along with “Risk Factors”, “Our Business”, “Management’s Discussion and Analysis of Financial Condition and Results of Operations” and “Financial Statements” on pages 27, 156, 274 and 217, respectively, to have a more informed view.

The trading price of the Equity Shares could decline due to the factors mentioned in the “Risk Factors” on page 27 and you may lose all or part of your investment.

## STATEMENT OF SPECIAL TAX BENEFITS

### Statement of Special Direct Tax Benefits

To  
The Board of Directors  
**Electronics Mart India Limited**  
M. No 6-3-666/A1 to 7  
3rd Floor, Opposite NIMS Hospital  
Punjagutta Main Road  
Hyderabad – 500082

#### **Proposed initial public offering of equity shares (“Issue”) of Electronics Mart India Limited (the “Issuer”/ “Company”).**

1. This report is issued in accordance with the terms of our engagement letter dated 14 May 2022 read with addendum to engagement letter dated 9 September 2022.
2. The accompanying Statement of Possible Special Direct Tax Benefits available to the Company and its shareholders (hereinafter referred to as the ‘Statement’) under the Income-tax Act, 1961 (read with Income-tax Rules, circulars and notifications) as amended by the Finance Act, 2022 applicable for the Financial Year 2022-23 relevant to the Assessment Year 2023-24 (hereinafter referred to as the ‘Income Tax Regulations’) has been prepared by the management of the Company for inclusion in the Red Herring Prospectus and Prospectus, (collectively referred as the ‘Offer Documents’) in connection with the proposed Issue, which we have initialed for identification purposes.

#### **Management’s Responsibility**

3. The preparation of this Statement as of the date of our report which is to be included in the Offer Documents is the responsibility of the management of the Company and has been approved by the Board of Directors of the Company at its meeting held on September 15, 2022 for the purpose set out in paragraph 10 below. The management’s responsibility includes designing, implementing and maintaining internal control relevant to the preparation and presentation of the Statement, and applying an appropriate basis of preparation; and making estimates that are reasonable in the circumstances. The Management is also responsible for identifying and ensuring that the Company complies with the laws and regulations applicable to its activities.

#### **Auditor’s Responsibility**

4. Our work has been carried out in accordance with the Standards on Auditing, the ‘Guidance Note on Reports or Certificates for Special Purposes (Revised 2016)’ (the ‘Guidance Note’) and other applicable authoritative pronouncements issued by the Institute of Chartered Accountants of India (the ‘ICAI’).
5. Pursuant to the Securities and Exchange Board of India (Issue of Capital and Disclosure Requirements) Regulations 2018, as amended (the ‘SEBI ICDR Regulations’) and the Companies Act 2013 (the ‘Act’), it is our responsibility to report whether the Statement prepared by the Company, presents, in all material respects, the possible special direct tax benefits available as of September 15, 2022 to the Company and the shareholders of the Company, in accordance with the Income Tax Regulations as at the date of our report.
6. We have complied with the relevant applicable requirements of the Standard on Quality Control (SQC) 1, Quality Control for Firms that Perform Audits and Reviews of Historical Financial Information, and Other Assurance and Related Services Engagements issued by the ICAI.
7. Our work was performed solely to assist you in meeting your responsibilities in relation to your compliance with the Act and the SEBI ICDR Regulations in connection with the Issue.

#### **Inherent Limitations**

8. We draw attention to the fact that the Statement includes certain inherent limitations that can influence the reliability of the information.



Several of the benefits mentioned in the accompanying statement are dependent on the Company or its shareholders fulfilling the conditions prescribed under the relevant provisions of the tax laws. Hence, the ability of the Company or its shareholders to derive the direct tax benefits is dependent upon fulfilling such conditions, which may or may not be fulfilled. The benefits discussed in the accompanying statement are not exhaustive. Further, any benefits available under any other laws within or outside India have not been examined and covered by this statement.

The Statement is only intended to provide general information to the investors and is neither designed nor intended to be a substitute for professional tax advice. In view of the individual nature of the tax consequences and the changing tax laws, each investor is advised to consult his or her own tax consultant with respect to the specific tax implications arising out of their participation in the Issue.

Further, we give no assurance that the revenue authorities/courts will concur with our views expressed herein. Our views are based on the existing provisions of law and its interpretation, which are subject to change from time to time. We do not assume responsibility to update the views consequent to such changes.

### **Opinion**

9. In our opinion, the Statement prepared by the Company presents, in all material respects, the possible special direct tax benefits available as of September 15, 2022, to the Company and its shareholders, in accordance with the Income Tax Regulations as at the date of our report.

Considering the matter referred to in paragraph 5 above, we are unable to express any opinion or provide any assurance as to whether:

- (i) The Company or its shareholders will continue to obtain the benefits per the Statement in future;  
or
- (ii) The conditions prescribed for availing the benefits per the Statement have been/ would be met with.

### **Restriction on Use**

10. This report is addressed to and is provided to enable the Board of Directors of the Company to include this report in the Offer Documents, prepared in connection with the Issue to be filed by the Company with the Securities and Exchange Board of India and the concerned stock exchanges.

For **Walker Chandiok & Co LLP**

Chartered Accountants

Firm Registration No.: 001076N/N500013

**Sanjay Kumar Jain**

Partner

Membership No.: 207660

UDIN: 22207660ASHVXX2503

Place: Hyderabad

Date: September 15, 2022

**Statement of Possible Special Direct Tax Benefits available to Electronics Mart India Limited (the "Company") and its Shareholders under the applicable tax laws in India – The Income-tax Act, 1961 (the "Act")**

**I. Special Income tax benefits available to the Company**

- As per section 115BAA of the Act, the Company has an option to pay income tax in respect of its total income at a concessional tax rate of 25.17% (including applicable surcharge and cess) subject to satisfaction of certain conditions with effect from Financial Year 2019- 20 (i.e. Assessment Year 2020-21). Such option once exercised shall apply to subsequent assessment years.

In such a case, the Company will not be allowed to claim any of the following deductions/exemptions under the Act:

- a) Deduction under the provisions of section 10AA (deduction for units in Special Economic Zone)
- b) Deduction under clause (iia) of sub-section (1) of section 32 (Additional depreciation)
- c) Deduction under section 32AD or section 33AB or section 33ABA (Investment allowance in backward areas, Investment deposit account, site restoration fund)
- d) Deduction under sub-clause (ii) or sub-clause (iia) or sub-clause (iii) of sub-section (1) or sub-section (2AA) or subsection (2AB) of section 35 (Expenditure on scientific research)
- e) Deduction under section 35AD or section 35CCC (Deduction for specified business, agricultural extension project)
- f) Deduction under section 35CCD (Expenditure on skill development)
- g) Deduction under any provisions of Chapter VI-A other than the provisions of section 80JJAA or Section 80M
- h) Deduction under Section 80LA other than deduction applicable to a Unit in the International Financial Services Centre, as referred to in sub-section (1A) of section 80LA of the Act.
- i) No set off of any loss carried forward or depreciation from any earlier assessment year, if such loss or depreciation is attributable to any of the deductions referred from clause a) to h) above.
- j) No set off of any loss or allowance for unabsorbed depreciation deemed so under section 72A, if such loss or depreciation is attributable to any of the deductions referred from clause a) to h) above.

Further, it was clarified by CBDT vide Circular No. 29/ 2019 dated 2 October 2019 if the Company opts for concessional income tax rate under section 115BAA, the provisions of section 115JB regarding Minimum Alternate Tax (MAT) are not applicable. Additionally, such Company will not be entitled to claim tax credit relating to MAT.

In this regard, from Assessment Year 2020-21 relevant to Financial Year 2019-20 onwards the Company has opted to be covered under the provisions of Section 115BAA of the Act and would be eligible for a reduced tax rate of 22% (effective rate of 25.17% along with Surcharge and Health and Education Cess) subject to fulfilment of above conditions.

- Further, as per the provisions of Section 80M of the Act, dividend received by the Company from any other domestic company or a foreign company shall be eligible for deduction while computing its total income for the relevant year. The amount of such deduction would be restricted to the amount of dividend distributed by the Company to its shareholders on or before one month prior to due date of filing of its Income-tax return for the relevant year. Since the Company has investments in India, it can avail the above-mentioned benefit under Section 80M of the Act.
- Subject to fulfilment of prescribed conditions, the Company is entitled to claim deduction, under

the provisions of Section 80JJAA of the Act, of an amount equal to thirty per cent of additional employee cost (relating to specified category of employees) incurred in the course of business in the previous year, for three assessment years including the assessment year relevant to the previous year in which such employment is provided.

- In accordance with and subject to fulfilment of conditions as laid out under Section 35D of the Act, the Company will be entitled to amortize preliminary expenditure, being expenditure incurred in connection with the issue for public subscription, under Section 35D of the Act, subject to the limit specified in section 35D(3) of the Act. The deduction is allowable for an amount equal to one-fifth of such expenditure for each of five successive previous years beginning with the previous year in which the business commences or as the case may be, the previous year in which the extension of the undertaking is completed or the new unit commences production or operation.

## **II. Special Income tax benefits available to the Shareholders of the Company**

- Dividend income earned by the shareholders would be taxable in their hands at the applicable rates. However, in case of domestic corporate shareholder, deduction under Section 80M of the Act would be available on fulfilling the conditions (as discussed above). Further, in case of shareholders who are individuals, Hindu Undivided Family, Association of Persons, Body of Individuals, whether incorporated or not and every artificial juridical person, surcharge would be restricted to 15%, irrespective of the amount of dividend.
- As per Section 112A, long-term capital gains arising from transfer of an equity share, or a unit of an equity-oriented fund or a unit of a business trust shall be taxed at 10% (without indexation) of such capital gains subject to fulfilment of prescribed conditions under the Act as well as per Notification No. 60/2018/F. No.370142/9/2017-TPL dated 01 October 2018. It is worthwhile to note, that tax shall be levied where such capital gains exceed ₹100,000.
- As per Section 111A, short-term capital gains arising from transfer of an equity share, or a unit of an equity oriented fund or a unit of a business trust shall be taxed at 15% subject to fulfilment of prescribed conditions under the Act.

Except for the above, the Shareholders of the Company are not entitled to any other special direct tax benefits under the Act.

### **Notes:**

1. These special direct tax benefits are dependent on the Company or its shareholders fulfilling the conditions prescribed under the relevant provisions of the Act. Hence, the ability of the Company or its shareholders to derive the direct tax benefits is dependent upon fulfilling such conditions, which based on the business imperatives, the Company or its shareholders may or may not choose to fulfil.
2. The special direct tax benefits discussed in the Statement are not exhaustive and is only intended to provide general information to the investors and hence, is neither designed nor intended to be a substitute for professional tax advice. In view of the individual nature of the tax consequences and the changing tax laws, each investor is advised to consult his or her own tax consultant with respect to the specific tax implications arising out of their participation in the Issue.
3. The Statement has been prepared on the basis that the shares of the Company are listed on a recognized stock exchange in India and the Company will be issuing shares.
4. The Statement is prepared on the basis of information available with the Management of the Company and there is no assurance that:
  - i. the Company or its shareholders will continue to obtain these benefits in future;
  - ii. the conditions prescribed for availing the benefits have been/ would be met with; and
  - iii. the revenue authorities/courts will concur with the view expressed herein.
5. This Statement covers only certain relevant direct tax law benefits and does not cover any indirect tax law benefits or benefit under any other law.

6. In respect of non-resident shareholders, the tax rates and consequent taxation will be further subject to any benefits available under the relevant Double Tax Avoidance Agreement(s), if any, between India and the country in which the non-resident has fiscal domicile.

No assurance is provided that the revenue authorities/courts will concur with the views expressed herein. The above views are based on the existing provisions of law and its interpretation, which are subject to change from time to time. We do not assume responsibility to update the views consequent to such changes.

For and on behalf of the Board of Directors of  
**Electronics Mart India Limited**

**Pavan Kumar Bajaj**  
Managing Director  
DIN: 07899635

Place: Hyderabad  
Date: September 15, 2022

## **Statement of Special Indirect Tax Benefits**

To

The Board of Directors

**Electronics Mart India Limited**

M. No 6-3-666/A1 to 7

3rd Floor, Opposite NIMS Hospital

Punjagutta Main Road

Hyderabad – 500082

### **Proposed initial public offering of equity shares ('Issue') of Electronics Mart India Limited (the 'Issuer'/'Company').**

1. This report is issued in accordance with the terms of our engagement letter dated 14 May 2022 read with addendum to engagement letter dated 9 September 2022.
2. The accompanying Statement of Possible Special Indirect Tax Benefits available to the Company and its shareholders (hereinafter referred to as the 'Statement') under the Central Goods and Services Tax Act, 2017, Integrated Goods and Services Tax Act, 2017, respective State Goods and Services Tax Act, 2017, Customs Act, 1962, Customs Tariff Act, 1975, as amended, including the relevant rules, notifications and circulars issued there under, the Foreign Trade (Development and Regulation) Act, 1992 (read with Foreign Trade Policy 2015-20) (collectively referred as 'Indirect Tax Regulations') has been prepared by the management of the Company for inclusion in the Red Herring Prospectus and Prospectus in connection with the proposed Issue, which we have initialed for identification purposes.

### **Management's Responsibility**

3. The preparation of this Statement as of the date of our report which is to be included in the Red Herring Prospectus ('RHP') and Prospectus is the responsibility of the management of the Company and has been approved by the Board of Directors of the Company at its meeting held on September 15, 2022 for the purpose set out in paragraph 10 below. The management's responsibility includes designing, implementing and maintaining internal control relevant to the preparation and presentation of the Statement, applying an appropriate basis of preparation and making estimates that are reasonable in the circumstances. The Management is also responsible for identifying and ensuring that the Company complies with the laws and regulations applicable to its activities.

### **Auditor's Responsibility**

4. Our work has been carried out in accordance with the Standards on Auditing, the 'Guidance Note on Reports or Certificates for Special Purposes (Revised 2016)' (the 'Guidance Note') and other applicable authoritative pronouncements issued by the Institute of Chartered Accountants of India (the 'ICAI').
5. Pursuant to the Securities and Exchange Board of India (Issue of Capital and Disclosure Requirements) Regulations 2018, as amended (the 'SEBI ICDR Regulations') and the Companies Act 2013 ('Act'), it is our responsibility to report whether the Statement prepared by the Company, presents, in all material respects, the possible special indirect tax benefits available as of September 15, 2022 to the Company and the shareholders of the Company, in accordance with the Indirect Tax Regulations as at the date of our report.
6. We have complied with the relevant applicable requirements of the Standard on Quality Control (SQC) 1, Quality Control for Firms that Perform Audits and Reviews of Historical Financial Information, and Other Assurance and Related Services Engagements issued by the ICAI.
7. Our work was performed solely to assist you in meeting your responsibilities in relation to your compliance with the Act and the SEBI ICDR Regulations in connection with the Issue.

### **Inherent Limitations**

8. We draw attention to the fact that the Statement includes certain inherent limitations that can influence the reliability of the information.

Several of the benefits mentioned in the accompanying statement are dependent on the Company or its shareholders fulfilling the conditions prescribed under the relevant provisions of the tax laws. Hence, the ability of the Company or its shareholders to derive the tax benefits is dependent upon fulfilling such conditions, which may or may not be fulfilled. The benefits discussed in the accompanying statement are not exhaustive. Further, any benefits available under any other laws within or outside India have not been examined and covered by this statement.

The Statement is only intended to provide general information to the investors and is neither designed nor intended to be a substitute for professional tax advice. In view of the individual nature of the tax consequences and the changing tax laws, each investor is advised to consult his or her own tax consultant with respect to the specific tax implications arising out of their participation in the Issue.

Further, we give no assurance that the Revenue Authorities/ Courts will concur with our views expressed herein. Our views are based on the existing provisions of law and its interpretation, which are subject to change from time to time. We do not assume responsibility to update the views consequent to such changes.

### **Opinion**

9. In our opinion, the Statement prepared by the Company presents, in all material respects, the possible special indirect tax benefits available as of September 15, 2022, to the Company and its shareholders, in accordance with the Indirect Tax Regulations as at the date of our report.

Considering the matter referred to in paragraph 5 above, we are unable to express any opinion or provide any assurance as to whether:

- (i) The Company or its shareholders will continue to obtain the benefits per the Statement in future;  
or
- (ii) The conditions prescribed for availing the benefits per the Statement have been/ would be met with.

### **Restriction on Use**

10. This report is addressed to and is provided to enable the Board of Directors of the Company to include this report in the Red Herring Prospectus and Prospectus, prepared in connection with the Issue to be filed by the Company with the Securities and Exchange Board of India and the concerned stock exchanges.

**For Walker Chandiok & Co LLP**

Chartered Accountants

Firm Registration No.: 001076N/N500013

**Sanjay Kumar Jain**

Partner

Membership No.:207660

UDIN: 22207660ASHWGJ7443

Place: Hyderabad

Date: September 15, 2022

## **Statement of Possible Special Indirect Tax Benefits available to Electronics Mart India Limited, its Shareholders.**

The benefits available to Electronics Mart India Limited (the 'Company') and the Shareholders of the Company under the Central Goods and Services Tax Act, 2017, Integrated Goods and Services Tax Act, 2017, respective State Goods and Services Tax Act, 2017, Customs Act, 1962, Customs Tariff Act, 1975, as amended, including the relevant rules, notifications and circulars issued there under, the Foreign Trade (Development and Regulation) Act, 1992 (read with Foreign Trade Policy 2015-20) are as under (collectively referred as 'Indirect Tax Regulations'):

### **1. Benefits under the Central Goods and Services Act, 2017, respective State Goods and Services Tax Act, 2017, Integrated Goods and Services Tax Act, 2017 (read with relevant Rules prescribed thereunder)**

The Company is primarily engaged in business of trading of electronic goods. Further, as the Company is engaged as trader of taxable goods and does not engage in import or export of any goods or services, none of the special indirect tax benefits are available to the Company under the Indirect Tax Regulations in India.

### **2. Special Indirect Tax Benefits for shareholders of Electronics Mart India Limited**

The shareholders of the Company are not eligible to special indirect tax benefits under the provisions of the Central Goods and Services Act, 2017 (read with Central Goods and Services Tax Rules, circulars, notifications), respective State Goods and Services Tax Act, 2017 (read with respective State Goods and Services Tax Rules, circulars, notifications), Integrated Goods and Services Tax Act, 2017 (read with Integrated Goods and Services Tax Rules, circulars, notifications), The Foreign Trade (Development and Regulation) Act, 1992 (read with Foreign Trade Policy 2015-20), Customs Act, 1962 (read with Custom Rules, circulars, notifications) and Customs Tariff Act, 1975 (read with Custom Tariff Rules, circulars, notifications) (collectively referred as "Indirect Tax Regulations").

#### **Notes:**

1. The statement is not exhaustive and is only intended to provide general information to the investors and hence, is neither designed nor intended to be a substitute for professional tax advice. In view of the individual nature of the tax consequences and the changing tax laws, each investor is advised to consult his or her own tax consultant with respect to the specific tax implications arising out of their participation in the Issue.
2. The Statement has been prepared on the basis that the equity shares of the Company are listed on a recognized stock exchange in India and the Company will be issuing equity shares.
3. The Statement is prepared based on information available with the Management of the Company.
4. The above views are based on the existing provisions of law and its interpretation, which are subject to change from time to time.

For and on behalf of the Board of Directors of  
**Electronics Mart India Limited**

**Pavan Kumar Bajaj**  
Managing Director  
DIN: 07899635

Place: Hyderabad  
Date: September 15, 2022

## SECTION IV: ABOUT OUR COMPANY

### INDUSTRY OVERVIEW

*Unless otherwise indicated, the information in this section is obtained or extracted from industry research report on “Assessment of Electronic Retailing in India” dated September 8, 2022, prepared and released by CRISIL Research, a division of CRISIL and commissioned by and paid for by us. The data may have been reclassified by us for the purpose of presentation. Industry sources and publications generally state that the information contained therein has been obtained from sources generally believed to be reliable, but that their accuracy, completeness and underlying assumptions are not guaranteed and their reliability cannot be assured. Industry sources and publications are also prepared based on information as of specific dates and may no longer be current or reflect current trends. Industry sources and publications may also base their information on estimates, projections, forecasts and assumptions that may prove to be incorrect. Accordingly, investors must rely on their independent examination of, and should not place undue reliance on, or base their investment decision solely on this information. The recipient should not construe any of the contents in this report as advice relating to business, financial, legal, taxation or investment matters and are advised to consult their own business, financial, legal, taxation, and other advisors concerning the transaction.*

#### **India macroeconomic overview**

##### **Gradual uptick in GDP growth over the medium term**

India’s GDP growth is expected to pick up pace over the medium-term horizon from a lower base, after relatively muted growth during fiscal 2017-fiscal 2022. It is expected to log 6.3-7.3% CAGR between fiscals 2022-2027, faster than the 3.7% CAGR witnessed in the previous five fiscals.

In the pre-pandemic fiscals 2015-2020, the economy had logged a robust 6.7% CAGR, driven by rising consumer aspirations, rapid urbanization, the government’s focus on infrastructure investment and growth of the domestic manufacturing sector. Benign crude oil prices, softer interest rates and lower current account deficit (CAD) also helped. The government also undertook key reforms and initiatives, such as implementation of the goods and services tax (GST) and Insolvency and Bankruptcy Code (IBC); introduction of Make in India scheme and financial inclusion initiatives; and gradual opening of sectors, such as retail, e-commerce, defense, and railways. FDI inflow into the country grew to \$81.9 billion in fiscal 2021 from \$45.1 billion in fiscal 2015. During the fiscal 2015-2020, The GDP growth during the period was led by the services sector, followed by the industrial sector.

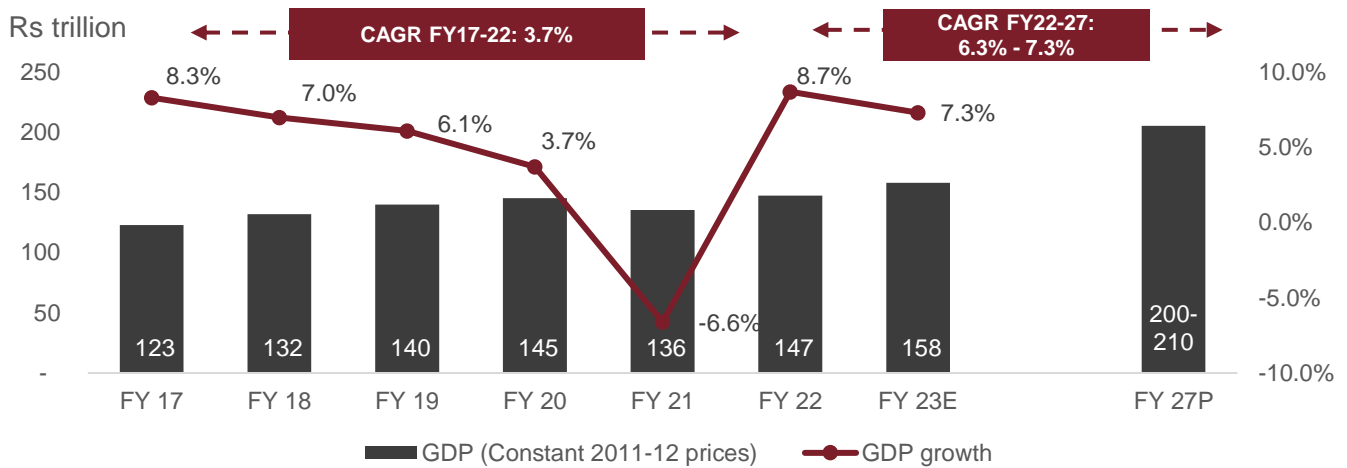
The 6.7% CAGR during fiscals 2015-20 was despite the negative impact of demonetization, the NBFC crisis, GST implementation and slower global economic growth.

In fiscal 2021, the pandemic and the subsequent lockdowns and restrictions on mobility derailed the economic growth trend. India saw one of the world’s most stringent lockdowns since March 2020. Indian economy witnessed steep contraction during the first half of the year. As lockdowns were gradually lifted, economic activity revived in the second half of fiscal 2021, GDP growth moved into positive territory towards the end of fiscal 2021.

The latest provisional estimates released by the National Statistical Office peg India’s real gross domestic product (GDP) growth at 8.7% last fiscal, a tad slower than 8.9% according to the second advance estimate released in February 2022. In absolute terms, real GDP for fiscal 2022 is now estimated at Rs 147.35 trillion, marginally less than Rs 147.72 trillion estimated earlier. The downward revision reflects a minor correction in the first to third quarter (Q1-Q3) GDP numbers, and a mild impact of the third Covid-19 wave and the Russia-Ukraine war in the fourth quarter (Q4).



## Real GDP is expected to grow at 7.3% y-o-y in fiscal 2023



Note: E- Estimated P – Projected

Source: National Statistics Office (NSO), IMF, CRISIL Research estimates

While the provisional estimates show a mild reduction in the overall size of the GDP, estimates of private final consumption expenditure (PFCE) and gross fixed capital formation (GFCF) – the biggest two demand-side drivers – were marginally notched up. The latter suggests the government’s continued focus on capital expenditure (capex). PFCE at Rs 83.8 trillion in fiscal 2022, however, is still just 1.4% (compared with 1.2% earlier) above the fiscal 2020 level and was the slowest to recover. Moreover, it faces strong headwinds from rising inflation. Given the sharp rise in international commodity prices following the Russia-Ukraine war, India’s import bill went up at a faster rate than exports, resulting in a greater drag on the economy in fiscal 2022 than estimated earlier.

Meanwhile, other demand-side drivers, such as government final consumption expenditure (GFCE) and gross fixed capital formation (GFCF) were marginally notched up. The latter suggests the government’s continued focus on capital expenditure (capex). Given the sharp rise in international commodity prices following the Russia-Ukraine war, India’s import bill went up at a faster rate than exports, resulting in a greater drag on the economy in fiscal 2022 than estimated earlier.

Gross value added (GVA) – the supply-side and firmer measure of the economy – rose 8.1% in fiscal 2022 (down from previous estimate of 8.3%), compared with a 4.8% contraction in fiscal 2021

On the supply side, agriculture maintained a robust performance (with real growth rising to 4.1% in Q4 from 2.5% in Q3), despite some negative impact of heat waves on crop output to an extent. Healthy growth in contact-intensive services also provided support to overall supply-side growth in Q4, though they faced some pressure on account of the Omicron wave. On the other hand, the manufacturing sector contracted (-0.2% on-year in Q4 down from 0.3% in Q3), largely reflecting a sharp rise in input prices owing to the surge in international commodity prices and supply disruptions due to the Russia-Ukraine war

The growth outlook for fiscal 2023 is fettered by multiple risks. Global growth is projected to slow, as central banks in major economies withdraw easy monetary policies to tackle escalating inflation. This, together with high commodity prices, especially oil, translates into a negative terms of trade shock for India. At the same time, higher and broad-based inflation domestically will create a drag on consumption revival. Uncertainty due to the Russia-Ukraine conflict could put some of the private capex plans on the back burner. Amid this gloomy scenario, the forecast of a normal monsoon comes as a silver lining. We also expect the gaining momentum in contact-intensive services to broad-base and support growth. On balance, CRISIL maintains its real GDP growth projection for fiscal 2023 at 7.3%, with risks tilted to the downside.

### Risks to growth

- **Geo-political tensions to restrict growth:** Even before the start of the Russia-Ukraine conflict, global economic growth was expected to decelerate, and inflation accelerate in calendar 2022. The conflict would only worsen the growth-inflation trade-off. According to IMF’s forecast, released in July 2022, global GDP growth is expected to be around 3.2% (a decrease of 2.9% from 2021 figures).
- **Rising fuel prices driving inflation:** Fuel inflation rose despite a high base, driven by rising liquefied petroleum gas (23% vs 21.3%) and kerosene (108.8% vs 99.1%). However, excise duty cuts have benefitted prices of petrol (0.3% vs 5.4%) and diesel (-2.4% vs 0.7%). Brent crude prices eased 9.3% on-month to \$108.9 average in July, but were 46.4% higher on-year

- **Private consumption growth still facing challenges:** Private consumption, which is the largest component of demand and has been the slowest to recover from the pandemic, will also face headwinds from higher inflation.

**Higher crude oil and rising imports to push the CAD levels:** CAD decreased to \$13.4 billion in the fourth quarter of fiscal 2022 from \$22.2 billion in the previous quarter but was higher than \$8.1 billion in the year-ago quarter. In India, the rupee is also facing domestic pressure from elevated inflation and deteriorating outlook on the current account deficit (CAD). The CAD is expected to widen to 3% of gross domestic product as against 1.2% in the past fiscal. Some support for the rupee though can be expected from the RBI, which, in its August monetary policy meet, reiterated its commitment towards preventing large bouts of volatility in the currency. Overall, we project India's CAD at 3% of GDP in fiscal 2023.

### **Inflation- Easing a touch**

CPI inflation has been easing gradually since the peak of 7.8% in April 2022. Relief has come from the dissipating impact of heatwave (on food prices), falling international prices (across food, energy and industrial commodities), and government interventions (duty cuts on edible oil imports and transport fuels).

A fall in food and transport fuel inflation helped ease household inflation expectations, as indicated by the RBI's August survey. Falling international commodity prices have eased cost pressures for producers to some extent.

However, a number of pressure points remain:

- Even as the monsoon continues to be normal, sowing is lower on-year for major kharif crops, such as rice and arhar. Wheat supplies are expected remain tight until fresh rabi supplies after March. The Food and Agriculture Organization's (FAO) global food price index also remains 13.1% higher on-year in July
- Producers are expected to pass through costs to consumer prices to a greater extent amid recovering demand. The RBI's latest surveys of manufacturing and services sector indicate firms to increase selling prices in the remainder of the fiscal.

Due to these factors, CRISIL Research estimates the CPI inflation at 6.8% for fiscal 2023.

### **India will still outpace global growth**

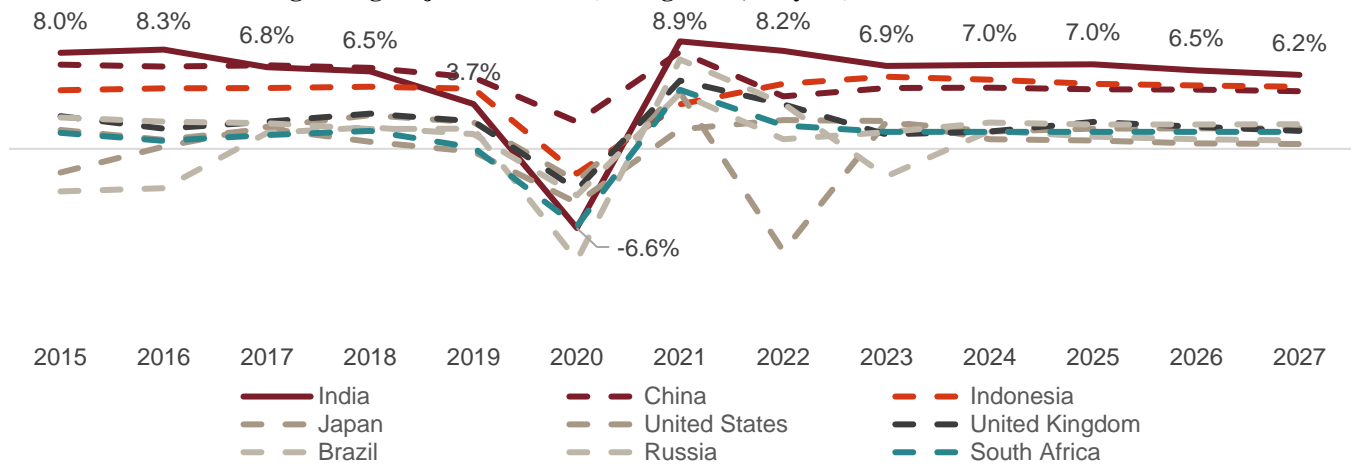
The word recession is being bandied around the world as growth slackens and inflation cools. Gross domestic product (GDP) data for the second quarter (Q2) of the calendar year for major economies was largely in line with forecasts of an impending global growth slowdown: United States (US) GDP contracted for the second consecutive quarter, the United Kingdom (UK) saw Q2 GDP declining and is projected to enter a recession by year-end, and GDP slowed in China as well, with Q3 continuing to show signs of weakness.

Indian economy has grown at a pace faster than the other major global economies. Over the past two fiscals, the country's macroeconomic situation gradually picked up. The twin deficits (current account and fiscal) narrowed, and the growth-inflation mix improved, and durably so.

Both fiscal and monetary policies are more prudent, focusing on raising the quality, and not just the rate, of growth. While modernising central banking, the government adopted an inflation-targeting framework that provides an institutional mechanism for inflation control. Fiscal policy managed to stay mildly growth-focused while managing a gradual reduction in the deficit. The upshot is that India's macroeconomic variables are a lot more stable. With sufficiently large reserves, the economy is resilient to any global shock today than it was during the taper tantrum of fiscal 2013.

Rapid urbanisation, rising consumer aspirations, increasing digitalisation and government support in the form of reforms and policies are expected to support long-term growth. According to the IMF, India is likely to emerge as the fastest-growing country among major global economies in calendar year 2023 as well.

### India is one of the fastest-growing major economies (GDP growth, on-year)



E: Estimated; P: Projected

Note: GDP growth based on constant prices

Source: IMF (World Economic Outlook – July 2022 update), CRISIL Research

### Key macroeconomic trends and long-term growth drivers

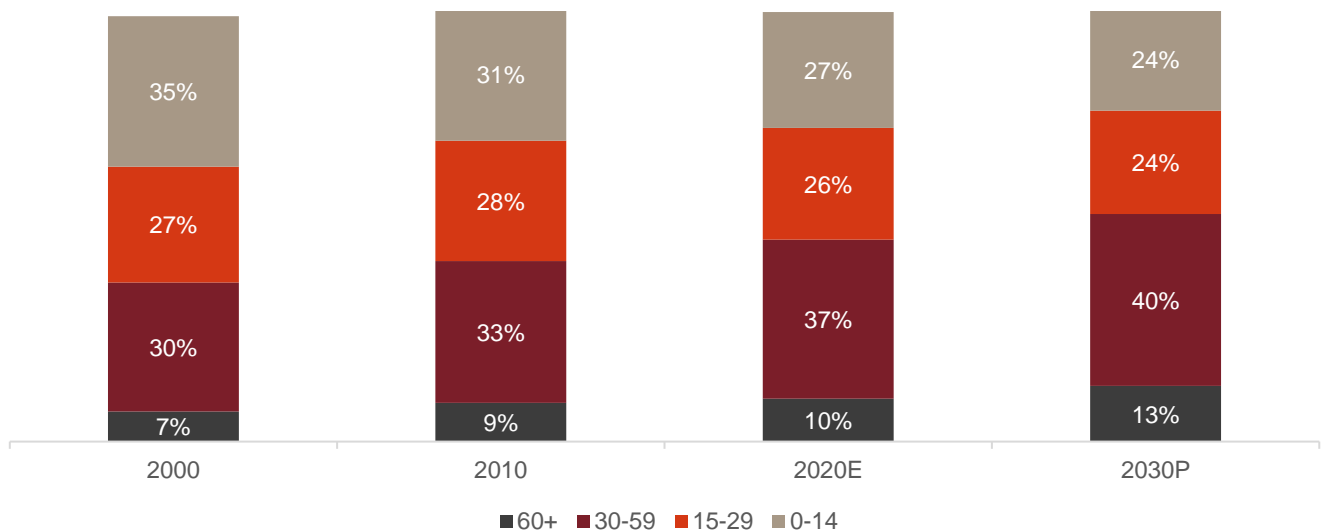
#### Favourable demographics

As of 2020, India had one of the largest young populations in the world, with a median age of 28 years.

Nearly 90% of the country’s population is estimated to be below 60 years of age in 2020 (77% for US and 83% for Brazil) and about 85-90% of Indians would still be below the age of 60 years by fiscal 2030. Of this, CRISIL Research estimates, 64% would be between 15 and 59 years.

In comparison, by fiscal 2030, the US, China and Brazil will have 75%, 76% and 82%, respectively, of their population below the age of 60.

#### India’s demographic dividend



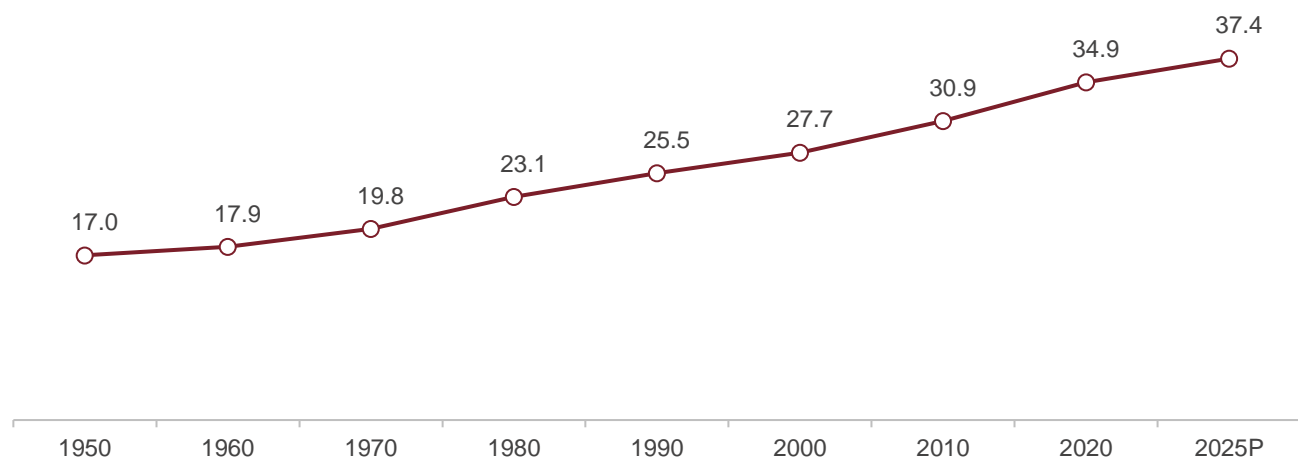
Note: E: Estimated, P: Projected

Source: United Nations Department of Economic and Social affairs, CRISIL Research

#### Urbanisation

Urbanisation is one of the most important growth drivers of India. Urbanisation drives substantial investments in infrastructure development, which, in turn, leads to job creation, development of modern consumer services and increased ability to mobilise savings. India’s urban population has been rising consistently over decades. In 1950, urban areas accounted for 17% of the total population. The United Nation’s report *World Urbanization Prospects: The 2018 Revision* estimated the country’s urban population at ~35% in 2020. This is expected to reach ~37% by 2025.

## Urban population (% of total population)



Note: P - projected

Source: Census 2011, World Urbanization Prospects: The 2018 Revision (UN)

Factors such as urbanisation and favourable demographics are likely to manifest in higher per-capita income growth and increased propensity to spend on discretionary items, including household appliances, mobiles and personal computers.

### Investments in smart cities to lead to better urban infrastructure

In fiscal 2017, the government allocated Rs 480 billion for development of 100 smart cities over five years. The focus was on adequate and clean water supply, sanitation, solid waste management, efficient transportation, affordable housing for the poor, power supply, robust IT connectivity, e-governance, safety and security of citizens, health, and education.

The selected cities were given a central government assistance of Rs 2 billion in the first year, Rs 1 billion in each of the next four years, and a matching contribution from the respective state.

The state and central government funds were estimated to only meet a part of the cost. The balance requirement was to be raised through user fees, municipal bonds, existing central/state schemes such as AMRUT, and public-private partnerships (PPPs).

As of September 2022, the total spending on the 100 cities was made around Rs 2000 billion through the 5151 number of projects.

### Thrust on affordable housing

The passage of the Real Estate (Regulation and Development) Act (RERA) and implementation of GST had a direct impact on demand-supply dynamics of the residential real estate segment. Consequently, new launches dropped sharply, and developers started focussing on completing ongoing projects. The sector had been battling weak demand over the past couple of years. As developers focussed on middle-income and premium segments, several projects turned unaffordable for most consumers. However, government initiatives have prompted developers to explore affordable housing as a new business area. Going ahead, about half of the incremental supply to be added to the urban stock is expected to be in the affordable housing segment.

Government had given an additional Rs 150,000 interest deduction on home loans for first-time homebuyers in the affordable housing segment. The incentive was extended until March 31, 2021. CRISIL expects residential construction to log 6-7% CAGR in value terms over fiscals 2020-24 driven by the Pradhan Mantri Awas Yojana (PMAY) scheme.

The PMAY-Urban (PMAY-U) was launched in 2015 with a target of building 12 million houses in urban areas over 2015-2022. As of August 29<sup>th</sup>, 2022, the status of the scheme was as follows:

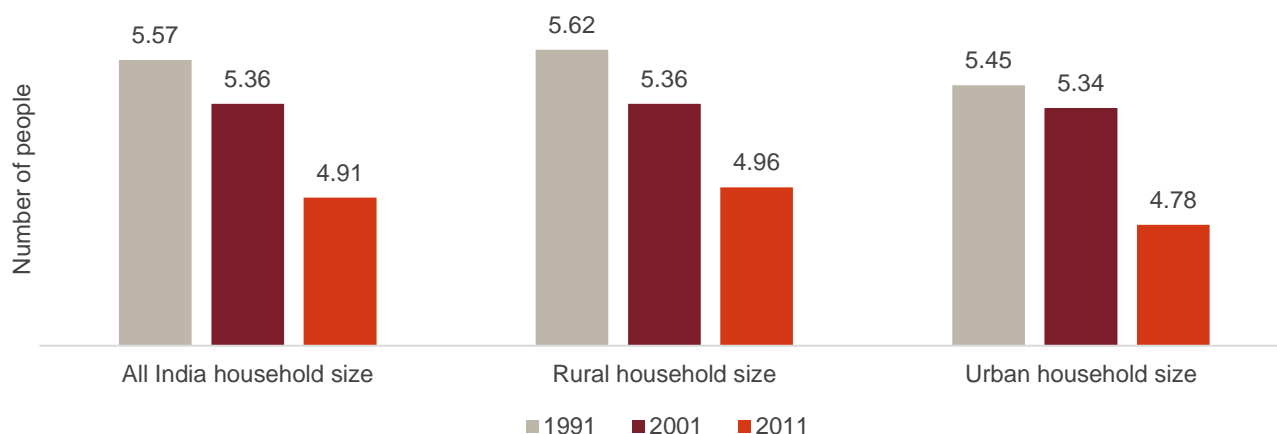
Houses sanctioned	12.27 million
Houses grounded for construction	10.34 million
Houses completed	5.24 million
Total investment	Rs 8,310 billion
Central assistance released	Rs 1,202.12 billion

Source: Ministry of Housing and Urban Affairs (MOHUA), CRISIL Research

## Increasing nuclearization

Increasing nuclearization of families is driving up consumption expenditure. In the recent past, the number of nuclear families, as a percentage of total household population, increased. The average household size of the country came down to 4.9 in 2011 from 5.6 in 1991.

## Decline in the size of households to drive overall growth in consumption



Source: Census 2011, CRISIL Research

## Increasing per-capita Income

Per-capita national income (NNI) is estimated to have grown 7.5% in fiscal 2022 compared with (-)9.7% in fiscal 2021. However, it is forecasted to improve in line with GDP growth going forward. It will be an enabler for domestic consumption. According to IMF estimates, India's per-capita income (at constant prices) is expected to clock 5.8% CAGR over calendar years 2022-2027.

Per-capita income	Level in FY22 (Rs '000)		Growth at constant prices (%)								
	Current prices	Constant prices	FY15	FY16	FY17	FY18	FY19	FY20	FY21	FY22 <sup>^</sup>	CY22-27E
	150	91.5	6.2	6.7	6.9	5.5	5.3	2.2	-9.7	7.5	5.8*

Note: (\*) 5-year CAGR growth (CY22-CY27), as per IMF estimates of Apr 2022; (^) provisional estimates by MoSPI, May 2022

Source: MoSPI, IMF, CRISIL Research

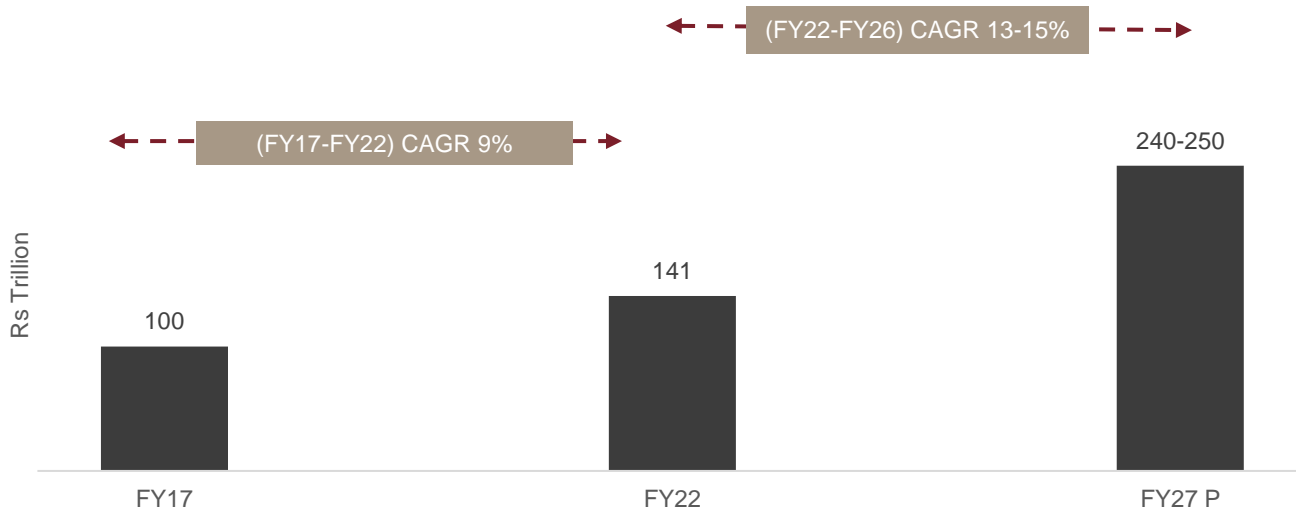
## Private consumption to drive GDP growth

Over fiscals 2017-2020, nominal PFCE logged a 10% CAGR driven by a rise in disposable income, improvement in rural spending, and benign interest rates. However, in fiscal 2021, PFCE declined 1.7% because of the pandemic-led economic uncertainty, salary reductions, job cuts and lockdowns.

In fiscal 2022, it rebounded and grew 17% on a low base, as the economy revived. Going forward, it is projected to register 13-15% CAGR over fiscals 2022-2027. Expected improvement in the economic scenario, estimated rise in income, consumerism, favourable demographics (urbanisation, increasing young and working population, changing lifestyles, and growing health awareness), rising education, and the government's focus on manufacturing, infrastructure, skill development, and employment creation will drive consumption.

Increase in prices amidst the high inflation will also back the PFCE growth.

**PFCE growth in India (current prices)**



*Note: Data pertains to PFCE in nominal terms  
E: First Advance Estimate by CSO; P: Projected  
Source: Central Statistics Office, CRISIL Research*

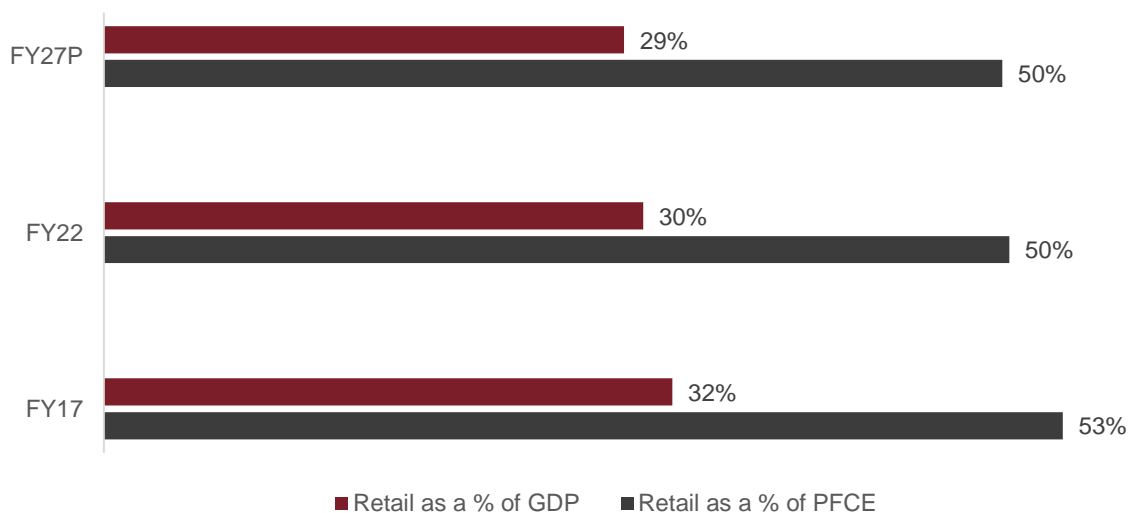
**Retail forms a significant component of PFCE and GDP**

Most of the private consumption expenditure is in the retail sector (organised and unorganised). The sector accounted for ~50% of PFCE and ~30% of GDP in fiscal 2022.

The sector maintained its contribution to GDP during fiscals 2015-20 owing to a rise in urbanisation and an increase in household income. However, during COVID pandemic, the share of retail in PFCE as well as GDP reduced.

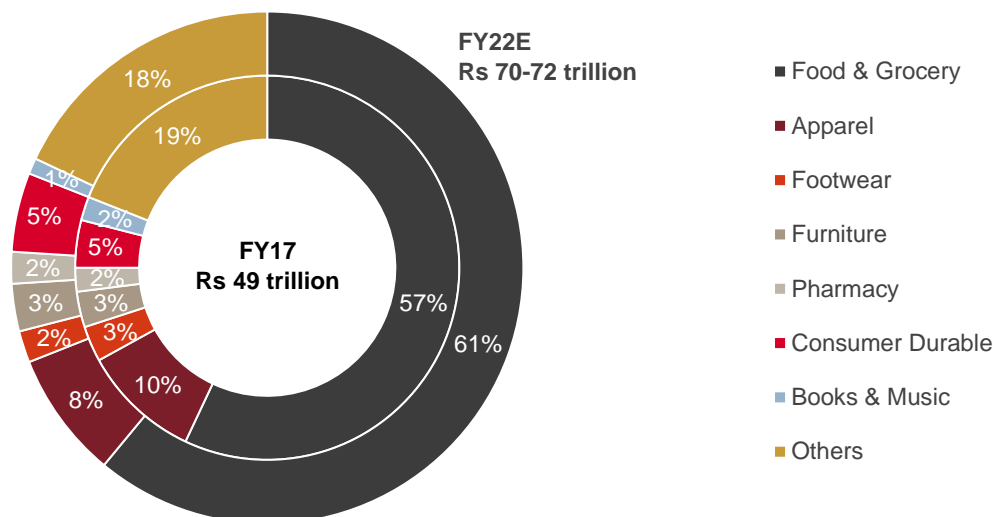
In the medium term, a pick-up in economic growth amid moderate inflation is expected to drive consumer spending, propelling the retail industry. The industry will also benefit from rising discretionary spending and rapid urbanisation.

**Retail to regain its share in PFCE by fiscal 2027**



*Note: Nominal PFCE and GDP numbers have been used for calculation; P: Projected  
Source: CSO, RBI, CRISIL Research*

## Indian consumer retail basket and spending trend (fiscals 2017 and 2022)



Note: 'Others' include jewellery, watches, clocks, etc.

Source: Industry, CRISIL Research

### Review and outlook of the Indian retailing industry

#### Long-term growth story remains intact despite the pandemic blow

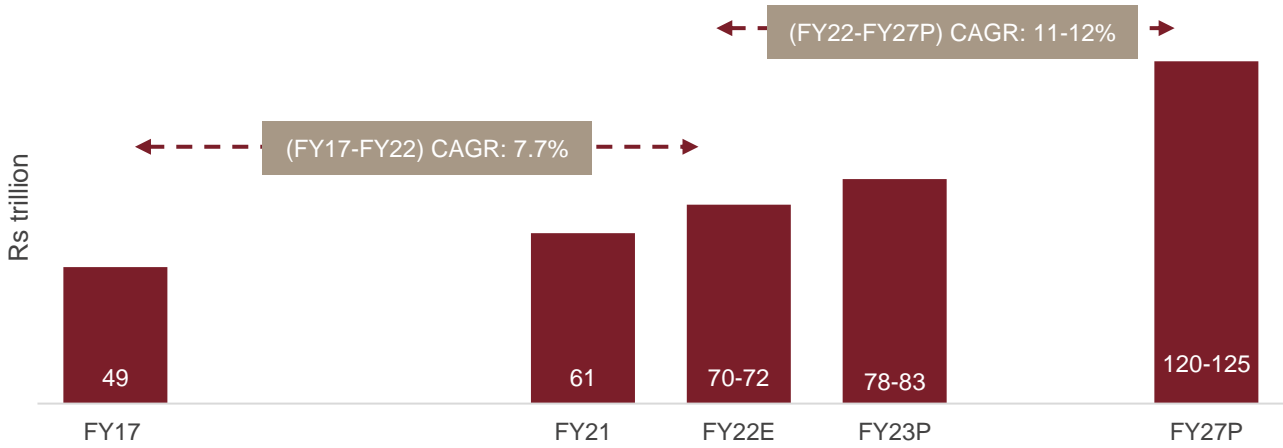
India's retail industry clocked a healthy 7.7% compound annual growth rate (CAGR) between fiscals 2017 and 2022, backed by rising urbanisation, nuclearisation, increased disposable incomes, improving affordability and positive consumer sentiments. Low inflation and interest rates as well as favourable economic growth positively influenced consumer disposable income and consumer sentiment, boosting retail spending.

However, the industry faced a few hurdles along the way. Demonetisation and GST implementation affected the industry in fiscal 2018. In fiscal 2019, favourable monsoon, ironing out of GST/demonetisation issues, healthy GDP growth supported revival of the retail industry.

With the Indian economy caught in crosswinds, GDP grew at a slower pace of 3.7% in fiscal 2020. In a cautious consumer spending scenario, discretionary segments such as gems and jewellery, and apparel were hurt the most, while the impact was lower on non-discretionary segments such as food/groceries, and pharmacy. Thus, overall retail grew at a slightly slower pace of 8.5% in fiscal 2020.

The retail sector contracted in fiscal 2021 in line with the decline in GDP and private final consumption expenditure (PFCE), which de-grew 1.7% in fiscal 2021. Retail consumption took a hit due to the nationwide lockdown on account of Covid-19. However, the lockdown's impact varied across essential and non-essential goods. Sale of essentials was allowed and essential products (especially food & grocery) witnessed normal growth. However, non-essential goods were the worst hit in the first quarter due to sales restrictions and witnessed a slow recovery in the second half of the fiscal on account of the pandemic's impact on incomes, jobs, and salaries. As essentials (food & grocery and pharmacy) form around 57% of overall retail, the decline of overall retail was restricted to 2% as essentials witnessed ~10% growth.

**Retail industry market size trend**



Note: E: Estimated, P- Projected  
 Source: CRISIL Research

The retail sector is estimated to have grown 15-17% in fiscal 2022 on the low base of fiscal 2021, backed by a revival in discretionary spending amid the waning impact of the pandemic, increased market activity as well as an improvement in macroeconomic factors.

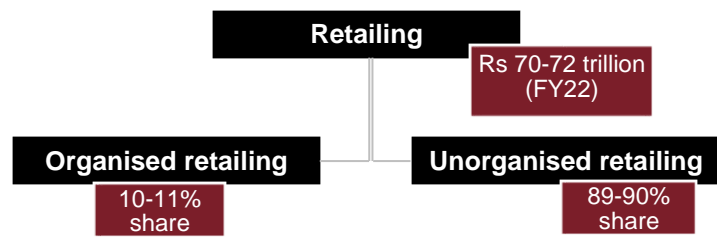
With lockdowns/restrictions imposed in various states owing to Covid-19, consumer confidence was affected in the first half of fiscal 2022. However, the second half witnessed some revival. The third wave during the last quarter of the year had a limited impact on the overall economy and in turn the retail industry.

With the third wave of Covid-19 behind us and easing of most pandemic restrictions, CRISIL Research expects full resumption of services activity in fiscal 2023. The uptrend in retail is expected to continue and the segment should grow 12-13% in fiscal 2023. Easing of restrictions, reopening of offices and improving consumer sentiment will drive growth. However, the impact of Russia-Ukraine war on commodity prices and in turn retail prices and the pandemic-led lockdown in China remain key monitorables.

Between fiscals 2022 and 2027, CRISIL Research believes growth will accelerate at a 11-12% CAGR, as economic activity picks up and inflation remains in a low to moderate range in the long term. Consumption revival, coupled with economic growth, will boost consumer sentiment and drive discretionary spend. Increased investment by large retailers will further propel retail growth.

**Share of organised retail set to expand after pandemic-induced contraction**

Organised retail typically means large-scale chain stores that are corporatised, apply modern management techniques and have a relatively higher level of self-service compared with mom-n-pop stores. E-retail is part of organised retail, while traditional retail includes only brick-and-mortar (B&M) outlets. The largest part of organised retail is still with B&M chains.



A format whereby consumers can buy goods from a similar purchase environment across more than one physical location. These typically comprise chain stores, either owned or franchised by a central entity.

It includes e-retail, where products are sold via the online retail and online marketplace business models.

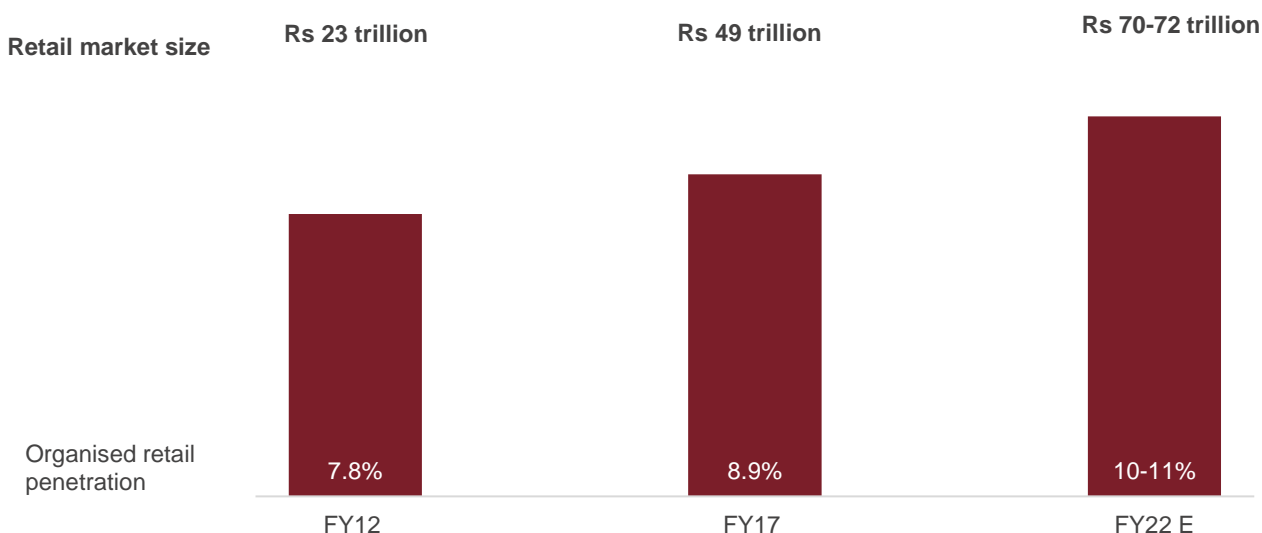
Unorganised retailing refers to small retailers selling goods via traditional formats such as counter stores, kirana shops, street markets, kiosks and vendors, where the ownership and management rests with one person/family.



The share of organised retail sales in total retail has continued to expand over the past few years. From ~8% in fiscal 2017, the share of organised retail increased to ~12% in fiscal 2020. Countrywide lockdowns and restrictions impacted organised segment more and its share contracted to 10-11% as of fiscal 2022.

The low penetration of the organised segment provides a good opportunity for further expansion.

### Share of organised retailing is expanding steadily



*NOTE: % in the bar represents the share of organised retail in the industry, figures represent the retail industry market size  
Source: CRISIL Research*

### Organised retailing has been on a strong growth trajectory since the late-1990s

The evolution took place in several phases:

#### Organised retail evolution

	Pre-1990	1990-2005	2005-2015	2015-2022
Total retail market size	~Rs 2 trillion (1990)	~Rs 13 trillion (2005)	~Rs 39 trillion (2015)	Rs 70-72 trillion (2022)
Organised retail penetration (at the end of the period)	Negligible	~4%	~8.5%	~10%
Formats	Speciality stores	Supermarkets, hyper markets, departmental stores	Vertical wise speciality stores	Vertical wise speciality stores; ecommerce
Penetration of malls	Negligible	Moderate	High	High
Evolution	Dominant presence of domestic and regional players	International players such as Nike and Reebok enter	Entry of large corporate houses such as Reliance, Tata and global players such as Amazon	Entry of organised players into online format
FDI	No	Yes	Yes	Yes
Competition	Negligible	Moderate	High	High

Source: CRISIL Research, Industry

### Organised retail bounced back in fiscal 2022

On a very low base, organised retail surged at a 30% CAGR between fiscals 2006 and 2013 and slowed down to 16% CAGR between fiscal 2013 and fiscal 2017 amid slow economic growth, especially in fiscal 2015, with demonetisation putting a temporary brake on consumer spending in fiscal 2017.

In the fiscal 2017-2022 period, organised retailing grew at a slower pace of 11.4% CAGR. Increased marketing/aggressive discounts offered by online players and increasing investments by organised retailers in new stores drove growth in fiscal 2018.

Further, GST also drove growth of organised players as it increased the cost of doing business for unorganised players. Thus, organised retail grew ~20% on-year in fiscal 2018. The strong momentum continued into fiscal 2019 with ~21% on-year growth.

With tepid economic growth and consumer sentiment in turn tapering down, growth in organised retail slowed down to ~16% in fiscal 2020.

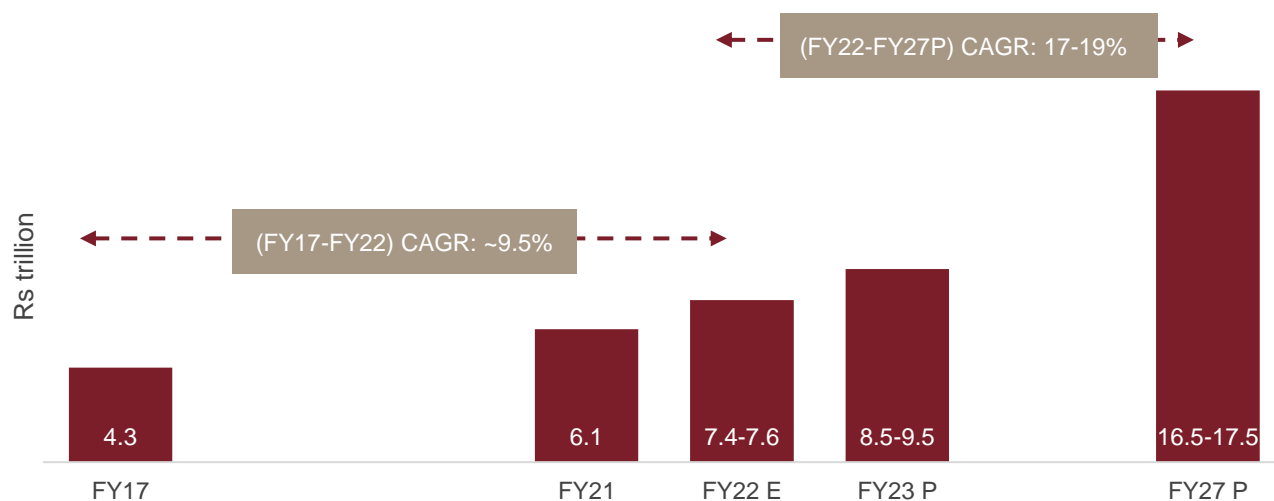
The industry took a beating in fiscal 2021 and contracted 17%. Amid the nationwide lockdown on account of the Covid-19 pandemic, consumption was hit. Non-essential goods were the worst hit due to the impact of sales restrictions following the lockdown in the first quarter of fiscal 2021. Even after the first quarter, mall occupancy was low, which put pressure on organised retail.

However, with the advent of the festive season, consumer sentiments improved, and spurred demand for organised retail. Demand for in-home segments such as consumer durables, mobile and furniture improved during the festive season. However, the decline in the first half of fiscal 2021 weighed on full year growth. The share of non-essentials in organised retail is high at around 80%. and the same de-grew by 23% in fiscal 2021. This impacted the overall organised retail sector and it de-grew ~17% in fiscal 2021.

Temporary store closures, restricted mobility, and curtailed discretionary spending due to the second pandemic wave restricted growth in the first quarter of fiscal 2022. However, the sentiment improved as seen in RBI's consumer confidence survey. Demand recovered from the second quarter as the impact of the second wave abated and vaccinations gathered pace. The sector got the necessary boost during the festive season with both online and offline channels witnessing healthy growth on back of easing of restrictions and increased spends. Though all segments fared well during the festive season, consumer durables, jewellery and fashion drove growth. The sector is estimated to have grown 20-25% in fiscal 2022 on a low base of fiscal 2021, supported by higher discretionary spending and a waning impact of the pandemic. The non-essential segment, which was impacted heavily in fiscal 2021, drove growth in fiscal 2022.

The momentum is expected to continue as normalised market operations, store additions and improved consumer sentiment should drive organised retail growth in fiscal 2023. Easing of restrictions, reopening of offices and higher footfalls at malls will further aid growth. We expect organised retail to grow 17-22% in fiscal 2023. However, the impact of Russia-Ukraine war on commodity prices and in turn retail prices as well as the impact on product availability amid the pandemic lockdown in China remain key monitorables.

### Organised retail market size trend



Note: E: Estimated P- Projected,  
 Source: CRISIL Research

New store rollouts as well as increasing penetration into tier-II and III cities apart from metros and tier-I cities will propel growth in the long term. The government's decision to permit 100% foreign direct investment (FDI) in single-brand retail under the automatic route from 49% earlier and relaxation in sourcing norms will boost growth in the longer term. Further, with the pickup in the macro scenario and improved consumer spending in the longer term, organised retail will see healthy growth. Organised retail is expected to clock 17-19% CAGR over fiscals 2022 to 2027, reaching Rs 16.5-17.5 trillion.

### Growth drivers for organised retail industry

CRISIL Research has outlined demand- and supply-side factors that will create value for the organised retailing space.

## Demand-side factors (detailed coverage in the economy section)

- **Rising income levels and increasing disposable incomes:** Rising disposable income is the primary enabler for domestic consumption. India's per capita income has been increasing and grew 7.8% on-year in fiscal 2022. It is expected to grow at a 7.5% CAGR in the next five years, propelling retail growth
- **Favourable demographics:** India has one of the largest young populations in the world. As of 2020, 90% of India's population was below 60 years of age compared with 77% for the US and 83% for Brazil. With a younger population, the propensity to spend on the latest discretionary products is higher, driving the potential for increased retail consumption, especially in the organised segment
- **Growing urbanisation and changing consumer preferences:** The Indian population is increasingly shifting to urban areas. The share of population living in urban areas has grown to ~35% in 2020 and is expected to reach nearly 37% by 2025 from ~17% in 1950s. Increased urbanisation and rising disposable income augur well for the retail industry. Moreover, urbanisation provides an additional catalyst to the organised segment which is concentrated in urban areas
- **Increasing nuclearisation:** Amid rising urbanisation, the average family size has been declining. The average household size of the country declined to 4.9 members in 2011 from 5.6 members in 1991. The declining family size translates into higher consumption and retail demand
- **Increasing brand consciousness:** Rising income levels, education and global exposure have contributed to evolution of the middle class. As a result, there has been a gradual shift in the consumption patterns of Indians. Demand for better quality, convenience and a higher value for money have increased demand for branded goods. The willingness to experiment with new products has further augmented spending on health and beauty products, apart from apparel, food and grocery items
- With an increasing exposure to global brands, coupled with increasing aspirations of young consumers, overall brand consciousness is on the rise

## Supply-side factors

- **Easier access to credit:** With the easy availability of credit, the market for personal loans has seen significant growth in India, pushing up spending on housing and consumer durables. The ease of making payments with credit and debit cards has led to a sharp increase in consumer spending in recent years
- Moreover, more players are also venturing into the finance domain. For example, the Future Group has entered into a strategic partnership with Bajaj Finance for easy EMIs for the purchase of goods ranging from apparel and grocery to high-end consumer durables

## Structural reforms by the government to spur organised retail growth

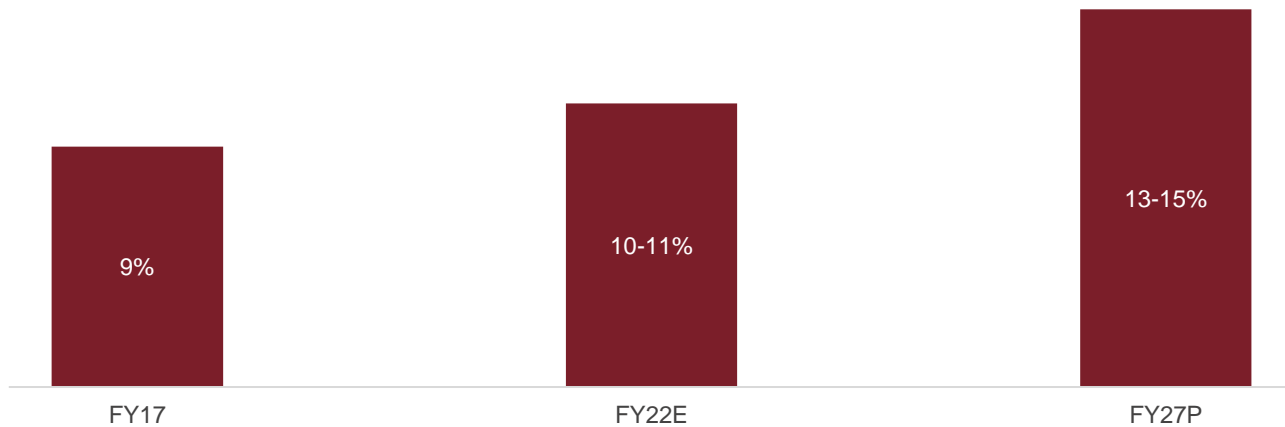
- **GST to spur organised retail growth:** The implementation of GST has likely spawned structural changes in the supply chain and logistics networks in India. Companies are expected to have migrated from the current strategy of 'multiple warehousing' to the 'hub-and-spoke' model as tax treatment across India became uniform. Organised retailers, too, are expected to benefit from rationalisation of logistics costs because of flexibility in procurement and seamless movement of goods across states. Besides, GST is also expected to have driven market share gains for organised players, as the tax arbitrage which used to help unorganised players was reduced
- **New single-brand retail rules to further drive growth in the medium to long term:** The government's decision to permit 100% FDI in single-brand retail under the automatic route from 49% earlier, along with relaxation in sourcing norms is further expected to drive growth for organised retail. While FDI approval under the automatic route will reduce the time to commence business, the relaxation of 30% local sourcing norms for the first five years to enable incremental sourcing for global operations will provide sufficient time for new entrants to set up and stabilise their sourcing base. Although this will mean more competition from new and existing players, more foreign retailers, faced with growth headwinds in their key operating geographies, are expected to expand in the domestic market. This could also lead to a sharp focus on, and improvements in supply chain efficiencies, which will benefit the organised retail sector over the medium term

## Organised retail penetration to reach 13-15% by fiscal 2027

Organised retail penetration (ORP) is likely to reach ~14% in fiscal 2027 from 10-11% in fiscal 2022. New store rollouts as well as increasing penetration into tier-II and III cities over and above metros and tier-I cities will propel growth in the longer term.

The government's decision to permit 100% foreign direct investment (FDI) in single-brand retail under the automatic route from 49% earlier and relaxation in sourcing norms will boost growth in the longer term. Further, with the pickup in the macro scenario and improved consumer spending in the longer term, organised retail will see healthy growth. Organised retail is expected to clock 17-19% CAGR over fiscals 2022 to 2027, while overall retail is projected to grow at a slower pace of 11-12% during the same period. Thus, accelerating the expansion of organised segment.

## ORP to expand further going ahead



Note: E: Estimated, P- Projected

Source: CRISIL Research

### Challenges and hurdles for the organised retail industry

- **Susceptibility to economic downturn:** Retail growth is majorly dependent on macroeconomic indicators of the country. A fall in disposable income, owing to high inflation and low GDP growth, affects consumer sentiment and the performance of the sector. Historically, retail market and GDP growth have a high correlation. Industry growth, especially for household appliances in the consumer durable market, is largely impacted by macroeconomic conditions such as inflation, interest rates and rising incomes. In fiscal 2016, demand was impacted by lower income in the hands of the rural populace (owing to two consecutive years of deficient rainfall). On the contrary, demand for household appliances grew at a robust pace in fiscal 2009 with implementation of the Sixth Pay Commission's recommendations, which resulted in revision of salaries of government employees and lump sum payments - adding more cash in the hands of the people. During fiscals 2013 and 2014, implied inflation (nominal GDP – real GDP) printed at 8.4% and 6.6%, respectively, while it was 3.6% in fiscal 2015. Years of high inflation are characterised by subdued demand. The household appliance market witnessed volume growth of a mere 1%, 0%, and 8% on-year in the three years, respectively. Higher interest rates and lower incomes resulted in depressed sales
- **Intensifying competitive landscape, both among organised players and e-retailers:** India's retail industry is highly fragmented and faces intense competition from unorganised retailers. Organised retail penetration in India was only 9% in fiscal 2017. Among organised retailers, too, certain micro markets within cities have seen a huge proliferation of retail stores, leading to cannibalisation of existing stores and a shrinkage of catchment areas in the past few years. Additionally, stiff competition from online players impacted pricing flexibility and profitability of B&M stores. Competition in Indian retail is also expected to intensify post the Walmart-Flipkart partnership. Moreover, the government's decision to permit: a) 100% FDI in single brand retail under the automatic route from 49% earlier; and b) 100% FDI under the automatic route in the marketplace model of e-commerce are expected to boost retail growth, while simultaneously intensifying competition
- **Increasing lease rentals:** Lease rental or rent is one of the largest components in a retail business' fixed costs. Typically, for a retailer, lease rental is 7-8% of the total revenue. After the economic slowdown, many retailers shifted to revenue sharing (with a minimum guarantee) with mall developers, reducing the impact of movement in lease rentals on the retailer's profitability to some extent. Organised B&M retailers have adopted several ways to cut costs such as resizing large format stores and closing loss-making outlets
- **Aggressive expansion:** Large expansion by retailers can put pressure on their operating margins because earnings from the existing stores do not adequately offset new store losses if store additions are large. Retail space addition by retailers who have their own expansion plans and overlapping of store locations intensify competition and prolong the gestation period
- **Inventory management remains the Achilles' heel of retailers:** Inventory management is one of the prime factors driving working capital and cash flow pressure in this industry. Several retailers have been forced to shut down or downscale operations owing to piling inventories. An optimal proportion of sales on consignment/sale or return basis needs to be maintained to manage inventory-related risks. An optimal mix of 'bought out' to 'sale or return' inventory can help the company maintain healthy margins, while retaining tight control on inventory levels
- **Regulatory challenges impacting growth of organised retail players:** In the recent past, the government has made several attempts to streamline industry regulations. However, a lot remains to be done. Some operational barriers the players face are as follows:
  - Multiple laws, regulations and clearances required for operations:
    - Absence of single-window clearance. Multiple approvals need to be taken at the central, state and local levels
    - Large number of complex laws such as the APMC Act and the Essential Commodities Act restrict expansion
    - Restrictive zoning laws, rent controls, and protected tenancies result in high rentals and scarcity of real estate

- Challenging labour laws such as minimum wage law and work hour laws for women employees impact the flexibility required for seasonal retail business
- **FDI:** For e-commerce, 100% FDI is allowed in the market-place model and business-to-business (B2B) segment. However, the same is not allowed in the inventory-based model

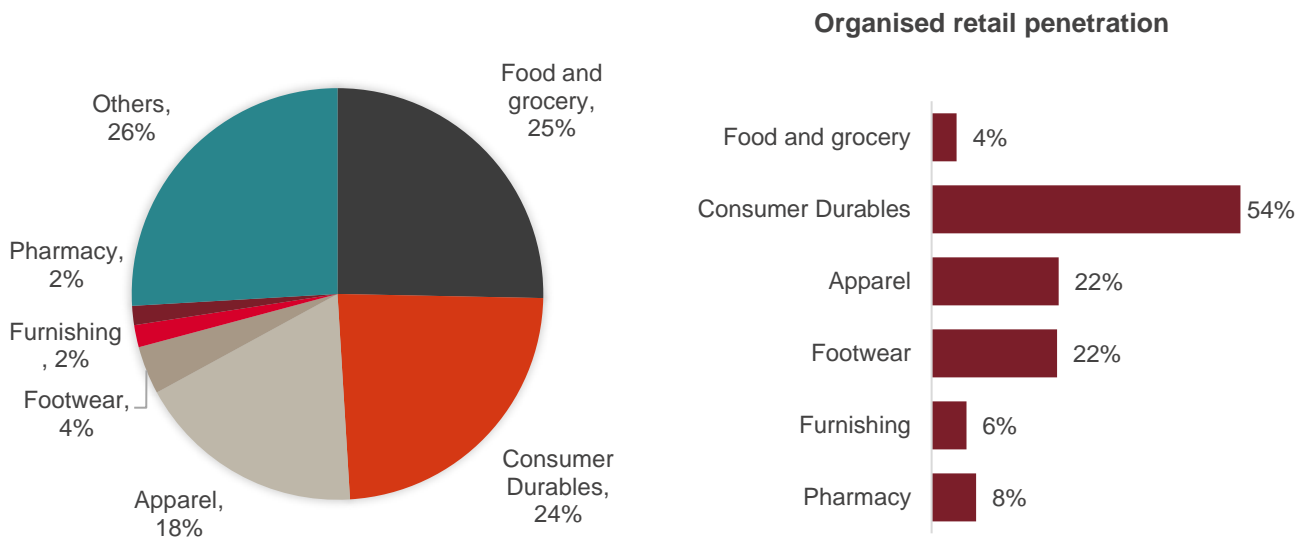
**Consumer durables continues to be one of the leading organised retail verticals**

The consumer durables segment is one of the largest contributors to the overall organised retail industry. Backed by the rising traction for electronics, especially mobiles, this segment is expected to continue to dominate the organised retail segment. Moreover, with 54% ORP, a majority of the demand for this segment comes from the organised sector.

The food and grocery segment has expanded its presence in the organised space in fiscal 2021 amid the pandemic. It continued to remain one of the major segments in fiscal 2022. However, its penetration is one of the lowest.

Organised retailers also have a significant presence in apparel (accounting for 18% of organised retail) with an ORP of around 22%. The rising preference for branded clothing, along with players' ability to differentiate (based on colours, fabric, etc), helps organised retailers expand their foothold. Footwear and jewellery (including watches and eye care) are other verticals where organised players have a very strong foothold.

**Share in organised retailing and penetration by vertical as of fiscal 2022**



Source: CRISIL Research

**Organised B&M segment expansion to accelerate after a brief hiatus in fiscal 2021**

Organised B&M is the dominant segment in the organised retail industry, contributing nearly 67% to the industry in fiscal 2022. B&M retail grew at a relatively slower pace of 7% CAGR over fiscals 2017 to 2022 compared with faster growth (25%) clocked by the e-retail channel on a much smaller base.

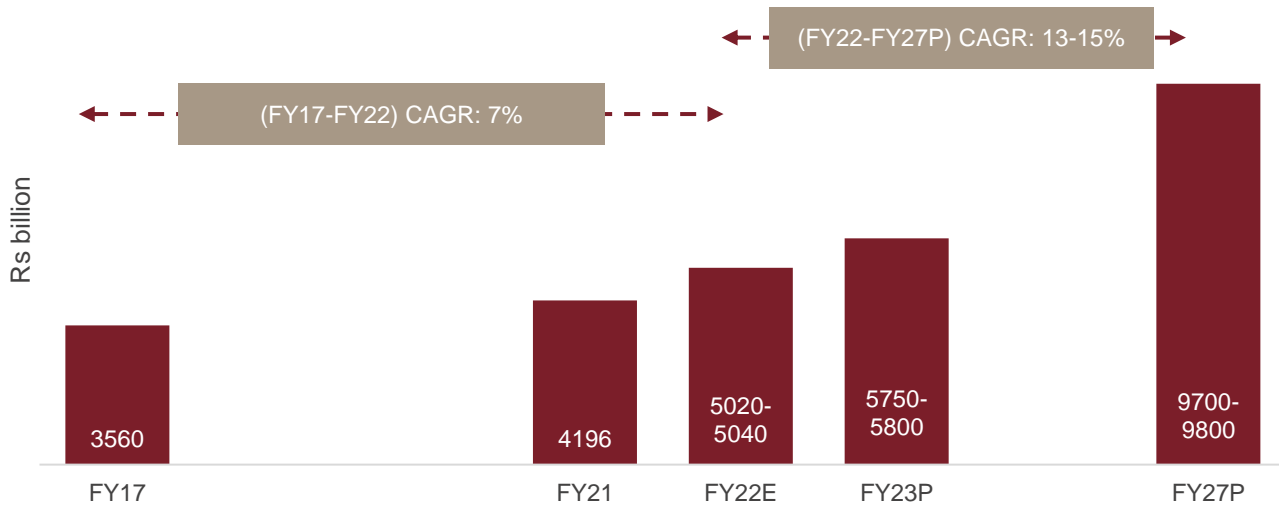
The share of organised B&M in organised retail used to be 77% in fiscal 2020. Covid-19 and the subsequent lockdown significantly affected the retail industry and their impact was much more pronounced on B&M compared with the e-retail segment amid the lockdown and only a gradual unlocking during fiscal 2021. The organised B&M industry contracted 26% on-year to around Rs 4.2 trillion in fiscal 2021.

The industry grew 20% in fiscal 2022 on a low base of the previous year, with a waning pandemic impact, an economic revival and pent-up demand, especially seen in the second half of the year. The growth in fiscal 2022 was relatively slower amid the full/partial lockdowns across the nation in the first quarter of fiscal 2022.

Organised B&M saw the longest duration of stores being shut compared with single store owners or e-retailers. End-use segments such as apparel, shoes and jewellery were majorly hit.

However, during first quarter of fiscal 2023, amidst the waning pandemic, insignificant impact of Omicron, increased inoculations, normalised market operations, rise in mobility, fully operational shopping centres and malls, the brick-and-mortar business received a boost on a low base. The situation is expected to remain stable going ahead with no further lockdowns expected in the near term. However, the impact of high inflation remains a key monitorable.

## Organised B&M market size trend



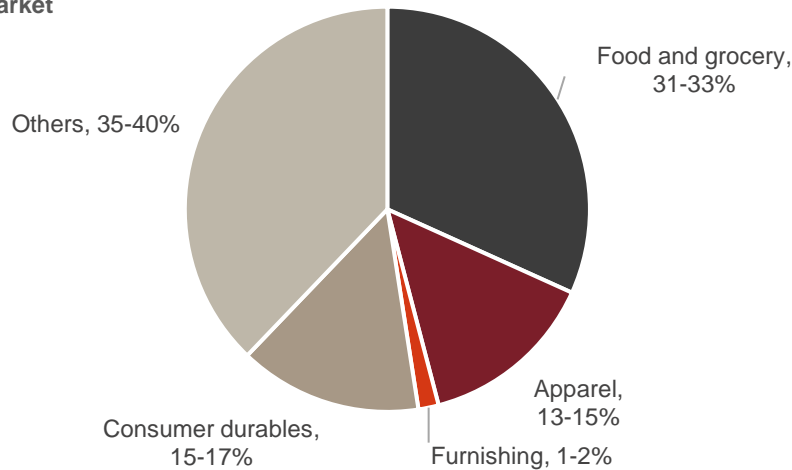
Note: E – Estimated, P – Projected

Source: CRISIL Research

Over the next five years, the industry is expected to log 13-15% CAGR growth and reach Rs 9.7-9.8 trillion by fiscal 2027. CRISIL Research expects growth to be fuelled by an increasing store count and preference for making purchases from large, organised outlets. Moreover, higher disposable income and a better economic outlook are expected to boost consumer spending, encouraging retailers to open more stores.

## Segmentation within organised B&M retail

~Rs 5 trillion B&M market



Note: Others include pharmacy, jewellery, books and music

Source: CRISIL Research

## Growth factors for organised B&M retail

- **Touch and feel of the product:** B&M retail provides an opportunity for consumers to touch and feel the product (“try-it-before-you-buy-it”), which is a critical component, at least for high-priced items (say above Rs 20,000). For high-priced items, organised B&M retail remains the preferred mode for consumer purchases
- **Warranty and service issues:** B&M retail provides comfort to consumers in terms of assurance of products’ genuineness and a better understanding of warranty and service details
- **Installation and after-sales services:** Installation and after-sales services are much faster and more efficient in the case of purchases from B&M durable retailers
- **Consumer finance schemes:** Easy and instant zero-cost financing options available at the point of sale are also aiding B&M retail outlets in increasing repeat customers

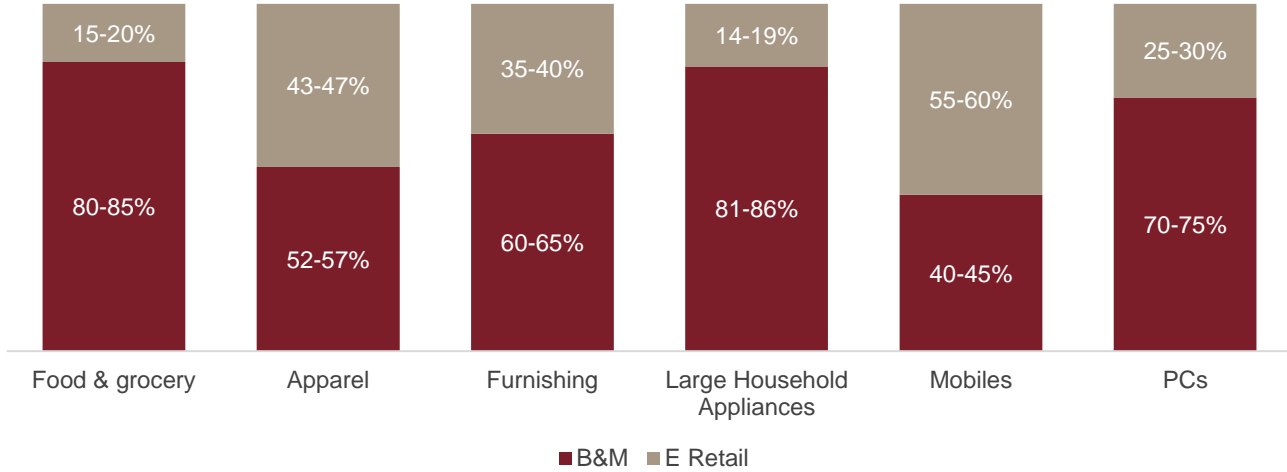
**Government's clarification on marketplace model provided respite to B&M retailers**

On March 29, 2016, the Department for Promotion of Industry and Internal Trade came up with a clarification on FDI in online marketplaces. The clarification stated that money raised from foreign entities by e-commerce players such as Amazon, Snapdeal, and Flipkart can be used to serve consumers, rather than routing their businesses through their holding companies as a B2B activity. In addition, it stipulated some restrictive conditions for the marketplace model. First, a marketplace will not source more than 25% of its sales from a single vendor. Second, e-commerce entities providing marketplace will not directly or indirectly influence the sales price of goods and services and will maintain a level playing field.

**B&M vs e-retail within organised retail verticals**

The following graph captures the relative product segment-wise share of B&M and e-retailers within the organised retailing space:

**Lockdown, social distancing pushed up e-retail share in fiscal 2022**



Source: CRISIL Research

**Large consumer durables: B&M retailers to continue to play a significant part**

B&M players dominate the large consumer durables category. Tactile experience provides a unique advantage to B&M stores, which online retail cannot match. It is one of the primary reasons for consumers preferring to purchase large durables, particularly higher-value household appliances, through B&M retail outlets.

Moreover, organised B&M players have been able to build a strong connect with customers by providing one-on-one advisory services through in-store personnel and authorised brand personnel. Thus, over the years, these retailers have enhanced the in-store shopping experience for customers by providing a wider range of products, latest models, and more attractive product displays with advisory services under one roof.

Further, installation and after-sales services are much faster and more efficient in the case of purchases from B&M retailers. The trust factor plays an important role in after-sales services; unlike in the online format, B&M players give store guarantee in the event of any product issues.

On the finance front, in the B&M format, various consumer finance schemes are available at the point of sale, i.e., the store. The provision of instant zero-cost financing options (EMI) to the customer is another major advantage. In the online format, financing options are limited and mainly through credit cards.

While online retailers have increased their offering of electronic and consumer durable products, they have been finding it difficult to penetrate this segment, especially given the bulkiness of appliances such as refrigerators and washing machines, because of logistical challenges and associated costs. All these features have enabled B&M retail outlets to build a loyal base of customers. Typically, over half of the business for the B&M retail sector is generated from repeat customers.

In the organised large consumer durables segment, ~81% of the sale is through the B&M format (as of fiscal 2022). Although the lockdown during fiscal 2021 and the first half of fiscal 2022 forced many consumers to shift from the B&M to online format for urgent needs, CRISIL Research expects most consumers to revert to B&M stores for large consumer durables in the longer term.

CRISIL Research expects the organised B&M segment to continue to play a significant role in the large consumer appliances segment.

### **Mobile devices: Online retail to continue to lead the segment**

The online channel accelerated in the mobile segment given the standardised products, wider choices, competitive pricing, easy delivery owing to size, exclusive online sale of some brands, flash sales, etc. However, even in the online mobile market, the share of relatively low-value products is significantly higher. For high-value purchases, consumers still prefer retail outlets. Lockdown in the first half and only a staggered unlock in the second amid an increased need for mobiles, with work from home and online classes, provided an added thrust to online sales of mobiles during fiscal 2021.

Due to strain on household budgets plus anticipation of medical bills on account of Covid-19, in the first quarter of fiscal 2022, most customers migrated towards smartphones costing less than Rs 10,000 as opposed to the costly phones. During the second wave, even the e-commerce players were not allowed to sell non-essential items. This led to lower-than-expected sales in the first quarter. However, pent-up demand provided a push during the festive season.

Online retail continued to dominate the mobile segment in fiscal 2022.

Going forward, sales through online platforms are expected to grow at a slower pace than in the past five years. Earlier, growth was on account of a lower base and demand generated by first-time urban users for lower-priced mobile phones. Higher-priced smartphones will start taking precedence; thus, with a shift towards high-value purchases, consumers will likely prefer to see and touch the products before buying them.

While personal computers have generally been purchased through B&M retail outlets, with increasing internet penetration and consumer awareness, standardised and relatively low-cost products are increasingly being purchased online.

### **Review and outlook of the consumer durables industry**

Consumer durables (or electronic home appliances) are defined as products/ appliances that have a certain utility and/or entertainment value, lengthier life (typically more than three years), and require replacement after a few years. These appliances are of two types – large and small. While large appliances include products such as colour televisions (CTVs), refrigerators, washing machines (WMs) and room air conditioners (RACs), small appliances include geysers, kitchen appliances and personal-use electronic products. Apart from household appliances, mobile devices form a significant part of the consumer durables and personal devices segment.

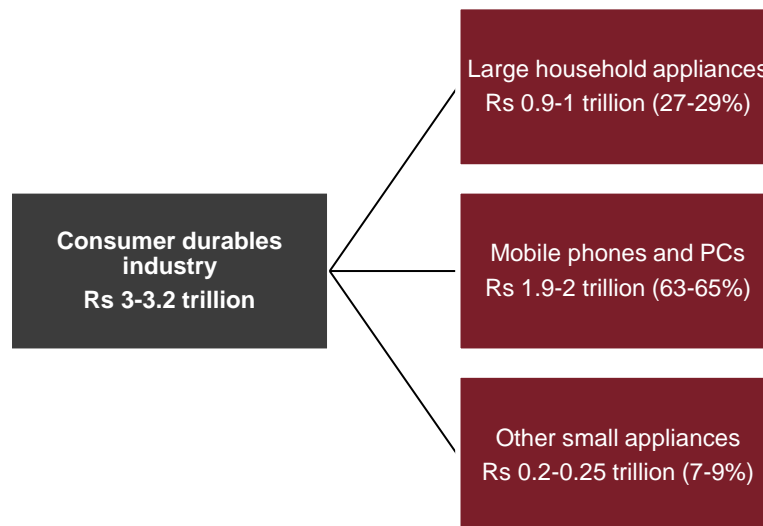
CRISIL Research estimates the size of India's consumer durables industry, including large consumer durables, mobile phones and smaller appliances, at Rs 3-3.2 trillion as of fiscal 2022. The industry recorded ~12% CAGR between fiscals 2017 and 2020, backed by increasing disposable incomes, lower penetration, a widening product base, competitive pricing, lowering replacement cycles and an expanding product portfolio. However, the industry recorded a decline of 20% on year in fiscal 2021 amid the Covid-19 pandemic.

In fiscal 2021, the pandemic and the subsequent lockdown hit the industry hard. The online and B&M segments were severely impacted in the first quarter of the fiscal. With a staggered unlock, e-retail resumed operations, providing a much-needed breather to the organised industry. B&M stores registered gradual improvement from the second quarter. Consumer durables, being discretionary in nature, were more impacted than essential commodities such as food and medicine. However, work from home and online classes provided an added impetus to growth of consumer durables, especially mobiles and laptops, in the fiscal. Moreover, TVs and refrigerators saw better traction amid the increased need for in-house entertainment and more storage for perishable items such as milk, vegetables and grocery. Smaller kitchen appliances such as dishwasher and trimmers witnessed increased demand amid the lockdown. Fans and kitchen appliances, such as mixers/grinders and blenders, showed better resilience compared with other categories of consumer durables.

Despite these gains, the loss in the first quarter is estimated to have weighed on the overall figures for fiscal 2021, and the industry is estimated to have contracted 20% on-year.



## Market segmentation of consumer durable appliances in India (fiscal 2022)



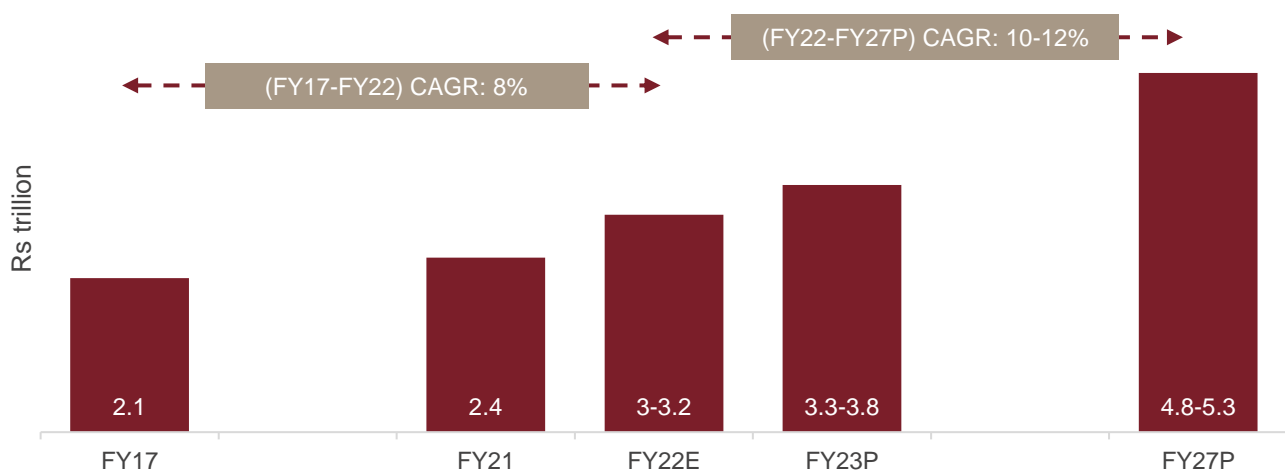
Source: CRISIL Research

To worsen the woes, a much severe second wave of Covid-19 led to localised lockdowns across states from April 2021 onwards — these continued until the end of the first quarter of fiscal 2022. In districts with high Covid-19 cases, non-essential outlets either worked with limited capacity and timing or were shut. Even essential-item shops worked with limited capacity and timing. E-commerce players were not allowed to deliver non-essential goods in a few districts. Since generally the first quarter is the peak season for cooling products such as air conditioners and refrigerators, it had some bearing on the entire year.

However, the second half of the fiscal 2022 witnessed increased vaccinations, reduction in new Covid-19 cases, reopening of markets, improvement in economic activity and pent-up demand, which provided a much-needed traction to the industry. On a low base of fiscal 2021, the industry is estimated to have increased 23-25% and reached pre-pandemic levels in fiscal 2022.

In fiscal 2023, with lifting of all Covid-19 curbs, normalised market operations and estimated improvement in the economic scenario, the industry is expected to continue its growth trend and reach Rs 3.3-3.8 trillion, clocking 13-15% growth on a near-normal base of fiscal 2022. However, the impact of the Russia-Ukraine war on commodity prices and, in turn, appliance prices, as well as the impact on product availability amid the China Covid-19 lockdown, remains a key monitorable.

## Overall consumer durables market growth over fiscals 2017-2027P



Source: Industry, CRISIL Research

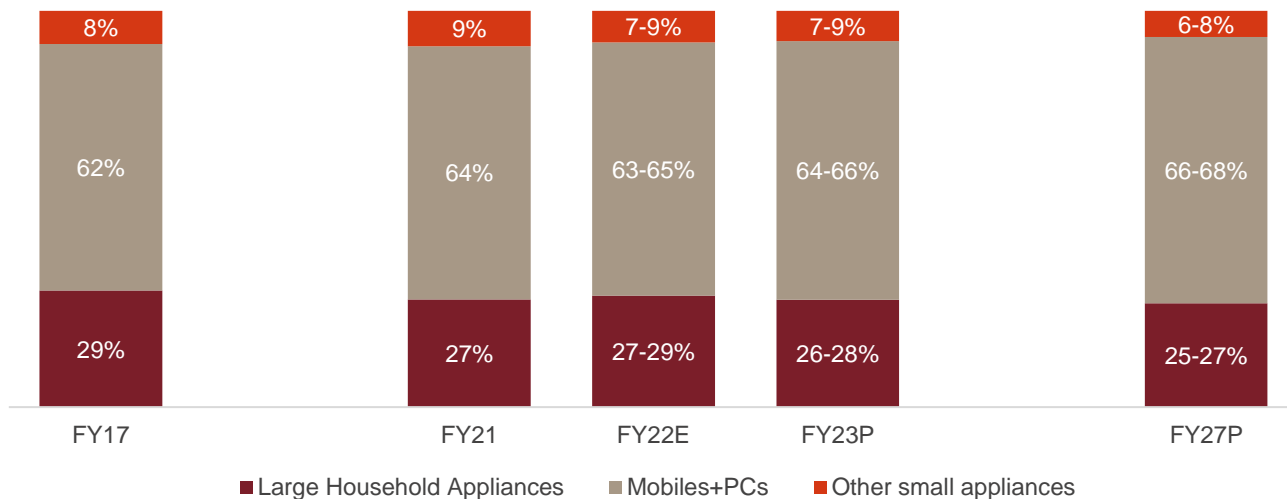
CRISIL Research expects the consumer durables industry to log an accelerated 10-12% CAGR between fiscals 2022 and 2027 to reach Rs 4.8-5.3 trillion.

While the overall industry is pegged to grow 10-12%, dynamics across various product segments are quite different owing to varying penetration, perceived utility and product prices.

Industry-leading mobile phone segment is likely to continue to provide a major thrust, given the expected improvement in customer disposable incomes, continuous upgradation in mobile technology, premiumisation trend in consumer preference, shorter product usage cycle, and intermittent launches by manufacturers. Sales of large consumer durables are projected to clock 8-10% CAGR on the back of an expected rise in household incomes, better affordability, changing consumer preferences, shorter replacement cycles, multiple ownership (in the case of CTVs) and lower penetration levels (in the case of other appliances such as RACs and WMs). Increasing average temperatures during summer will provide an additional boost to the low-penetrated RAC segment.

Smaller appliances (microwaves, mixers/ grinders, dishwashers, etc.) are expected to continue the steady growth trajectory of 6-8% CAGR. An expected improvement in the economy, increased urbanisation, and changing consumer lifestyles will back demand for smaller appliances. The small appliances segment is estimated to reach Rs 325-335 billion by fiscal 2027.

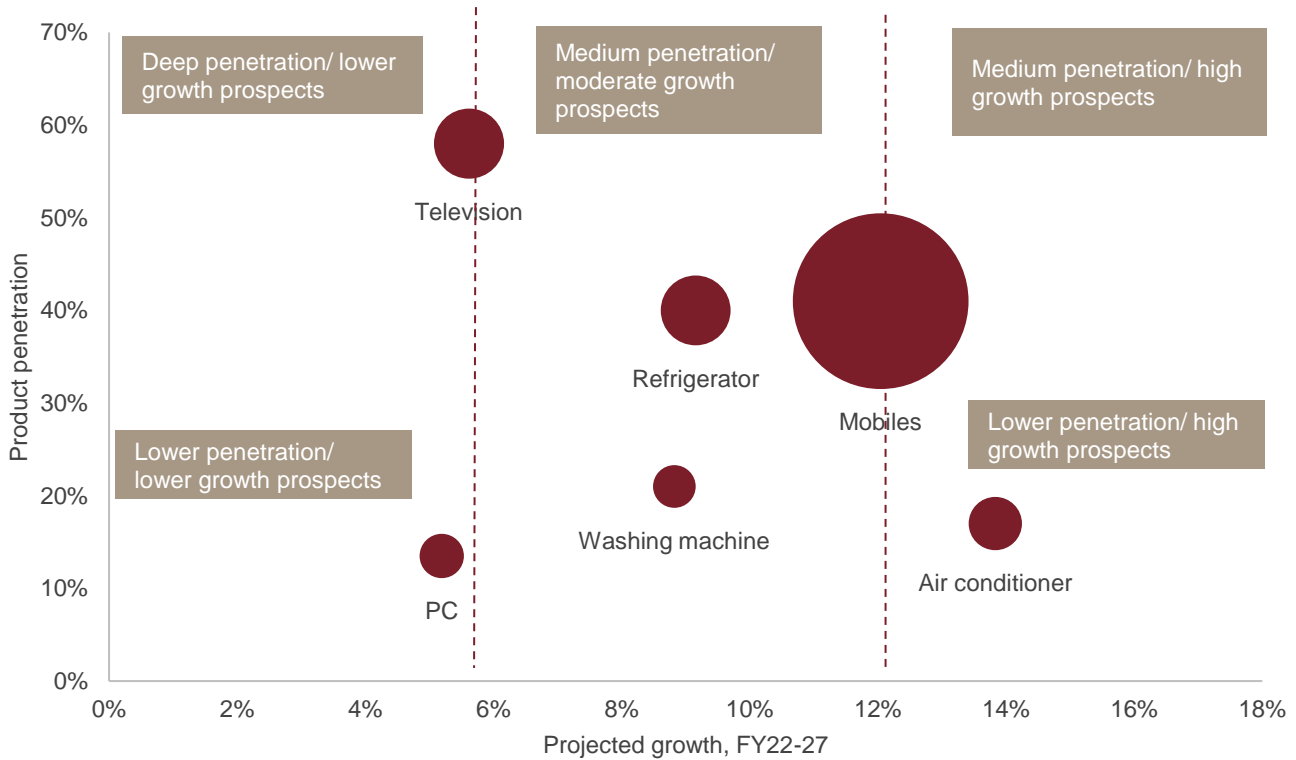
**Consumer durables market segment-wise split**



Source: Industry, CRISIL Research

In the following sections, CRISIL Research has deep-dived into the major segments within the consumer durables industry, i.e., large household appliances and mobiles/ PCs (which capture more than 90% of the industry), to understand the product-wise nuances and the expected sub-segmental behaviour.

## Market size, penetration, and five-year growth potential of consumer durable segments (fiscal 2022)



Note: The size of a bubble indicates the size of the segment

Penetration of a consumer durable product = Total number of the product (say TV) sold in a country / total number of large households

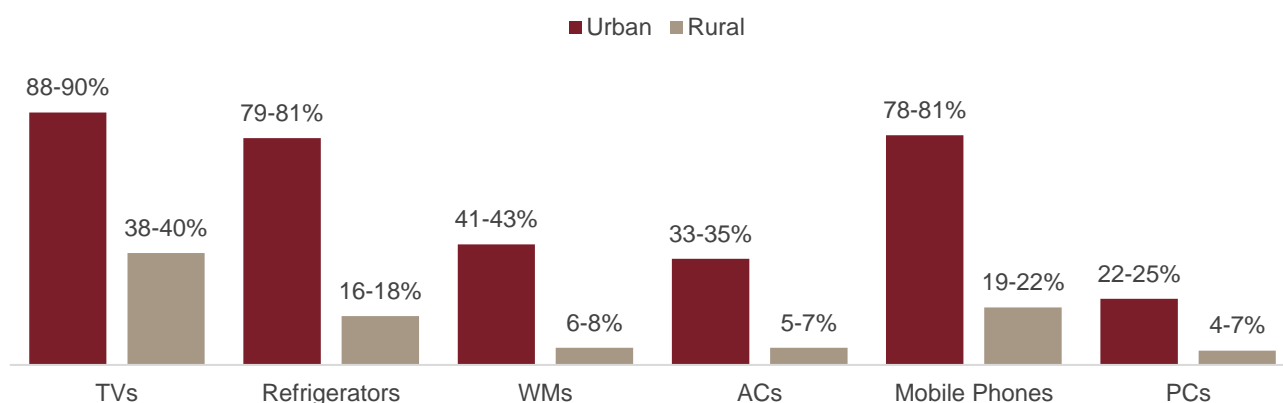
Source: Industry, CRISIL Research

### Key demand drivers for consumer durables in India

The low penetration of consumer durables suggests higher scope for market growth. Following are the key growth drivers for India's consumer durables industry:

- **Changing demographics** — Increase in the number of nuclear families, rising urbanisation and growing rural connectivity
- **Rising per-capita income** — Improving affordability, growth in rural income and multiple ownership of consumer products
- **Improving power situation** — Improving rural electrification will boost demand for consumer durables
- **Expanding internet connectivity** — Spreading reach of e-commerce will provide an added support to the industry. Internet connectivity will also boost demand for smartphones
- **Changing lifestyles and perception of products** — Changing consumer perception about the utility of products (such as ACs) as utilities rather than luxury items, rising cost of household labour, increase in the number of working women, and better water supply in semi-urban cities have pushed up washing machine sales. The trend is expected to continue
- **Change from one product per family to one product per family member** — Products such as laptops are gradually becoming single-ownership products
- **Growth of multiple sales channels** — Growth of e-commerce, large, organised retailers, and omni-sales channels managed by large organised retailers has increased retailers' reach and visibility
- **Increasing product range and options** — A wide variety of choices at different affordable price points have attracted first-time buyers. This also helps gain repeat customers. A significant share of customers of B&M retail shops are repeat customers, unlike online retail where the repeat customers' proportion is relatively low
- **Multiple financing options** — Easy and flexible financing options have increased buyers' affordability. Easy availability of finance at 0% interest has been a major driver of the consumer durables industry's growth in the past few years. While EMI loans have always been available through banks, overall finance penetration remained low until the entry of NBFCs, due to the absence of EMI finance options at points of sale (retail shops), slower processing time, high interest rates and processing fees.

## Product-wise household penetration in rural and urban areas as of fiscal 2022



Source: CRISIL Research

### India lags global average in consumer durable penetration

Household penetration of consumer durables in India remains much lower than that of many developed and developing nations. Only 17% of households in India own an RAC, compared with above 90% in China, Japan and the US. For WMs, penetration in India is 21%, as against the global average of more than 50%. However, the pandemic has led to an increase in penetration of products due to work from home and schools being shut.

Even in the case of TVs, the most penetrated product, India's level is around 58%, compared with above 95% for Brazil, another developing nation.

### Country-wise product penetration

% of households	India	US	Germany	Japan	Australia	China	Brazil
Colour television	58	98-100	96-98	96-98	98-100	96-98	95-97
Refrigerator	40	98-100	98-100	97-99	98-100	95-97	97-99
Mobile	41	94-96	97-99	96-98	98-100	96-98	93-95
Washing machine	21	85-87	95-97	96-98	97-99	93-95	66-68
Air conditioner	17	91-93	25-27	93-95	79-81	92-94	19-21
Personal computer	14	91-93	91-93	79-81	84-86	59-61	44-46

Note: India data is for fiscal 2022; data for other countries is for calendar year 2020

Source: CRISIL Research

### Share of the organised market to increase further

The organised market in the consumer durables space is growing fast, riding on increasing urbanisation, changing consumer preferences, expansion of organised B&M players and deeper internet penetration.

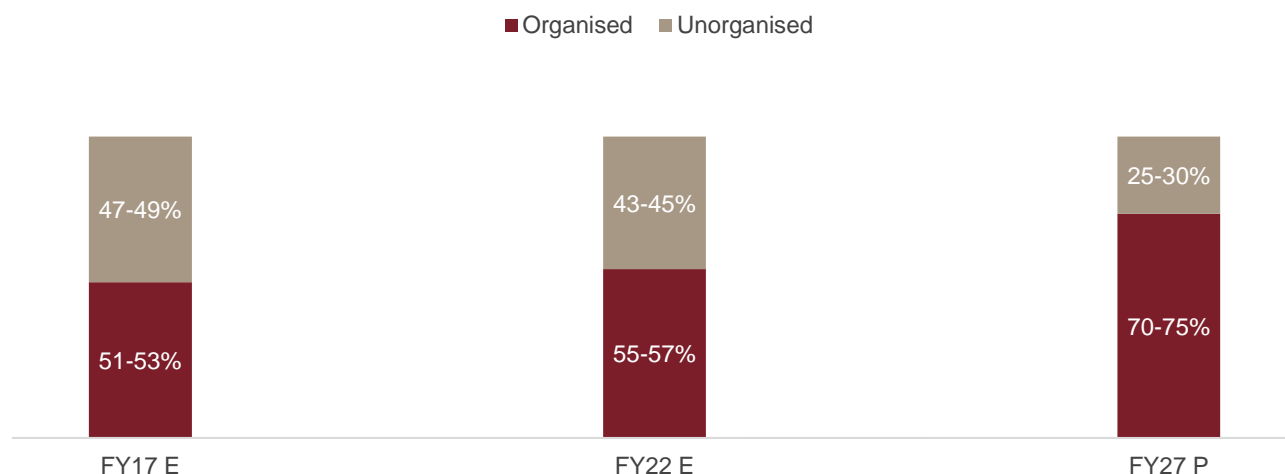
The share of the organised segment expanded from ~40% in fiscal 2013 to 51-53% by fiscal 2017, backed primarily by accelerated expansion of e-retail on a low base. Expansion of the organised segment continued until fiscal 2020, reaching 58-60%.

However, the pandemic put the brakes on the organised market expansion in fiscal 2021. Nationwide lockdowns and restricted mall/ commercial complex/ large store operations impacted the organised segment during the fiscal and, in turn, the share of the organised segment contracted.

A much severe second wave during the first half of fiscal 2022 exerted further pressure on the organised segment. However, the decline was restricted due to organised players resorting to the online medium of sale and home delivery. Reopening of markets/ malls/ commercial complexes and normalised e-commerce provided a much-needed boost to the organised segment during the second half of the fiscal. The two pandemic years of fiscal 2021 and fiscal 2022 decelerated the pace of expansion of the organised segment.

However, CRISIL Research expects the share of the organised segment in consumer durables retail to expand in the long-term horizon and reach 70-75% by fiscal 2027.

### Organised, unorganised break-up in India's consumer durables industry



Note: Includes large household appliances and mobile/PC segments

Source: Industry, CRISIL Research

### Top-tier cities dominate the industry

Tier I and II cities are the bread and butter of the consumer durables industry. Despite having a lower population share than the Tier III and sub-Tier III regions, Tier I and II cities witness higher traction in consumer durables due to significantly higher disposable incomes of consumers, better awareness, higher aspiration levels, luxury lifestyle, uninterrupted electricity/ water supply, and shorter replacement cycles.

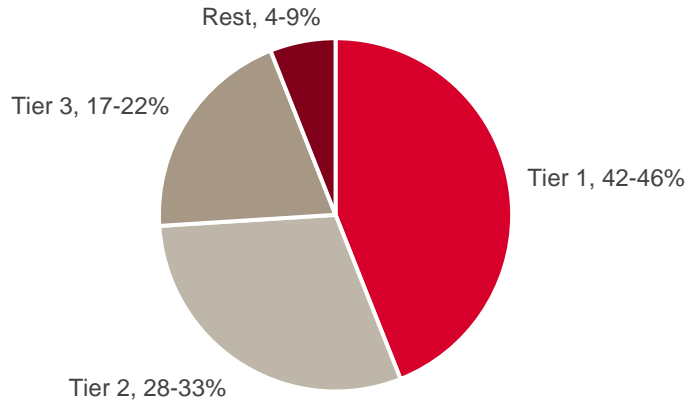
The market is dominated by Tier I cities (with population of 1 million and above), typically accounting for ~45% of consumer durables sales, followed by Tier II cities (population of 0.5 million to 1 million) adding another 25-30% to the sales. Tier III and sub-Tier III regions contribute the balance 25-30%. Rising penetration of organised players into Tier II and III cities is backing the increased sales from these regions.

Demand for consumer durables, especially CTVs, refrigerators and WMs, in Tier I and II cities is driven by replacement demand. Meanwhile, in Tier III and IV cities, the driver is new demand.

In fiscal 2022, pent-up demand from fiscal 2021, coupled with relatively limited economic impact of the pandemic, backed faster demand growth from Tier I/ II cities. Although players are focusing on expanding presence in Tier III cities, actual demand growth was relatively slow during the fiscal. With rural incomes under pressure during the fiscal, support from rural markets was also limited.

Going forward, shortening replacement cycles, multiple ownership and premiumisation owing to rising aspirations will drive demand for consumer durables in Tier I and II cities, while low penetration is expected to drive sales in Tier III and IV cities.

**Tier-wise market break-up (fiscal 2022)**



Source: Industry, CRISIL Research

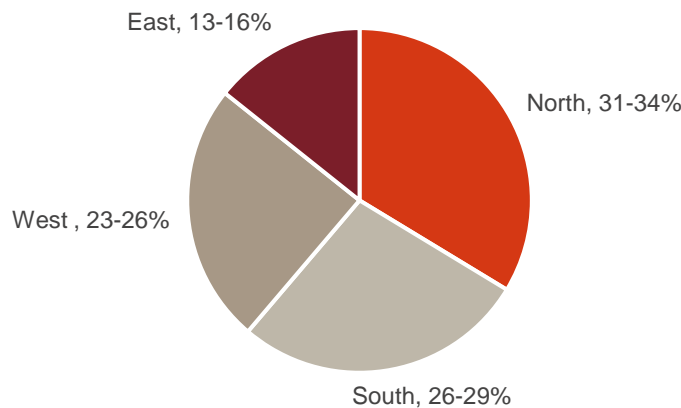
**North India extends its lead; west and south lose some share amid the pandemic**

North India accounts for the major share of organised consumer durables sales, followed by the south and west regions. Given the limited number of Tier I and II cities in east India, the region remains relatively untapped.

Due to the second wave of Covid-19 in the first quarter of fiscal 2022, the west and south regions were more impacted than the east and north regions. Even the mobility restrictions continued for a longer duration in these regions. This had an adverse impact on sales growth in the west and south regions, while the north region expanded its share further.

The severe heatwave in the north region during 2022 also provided an additional support for increased sales in the region.

**Region-wise market break-up (fiscal 2022)**



Source: Industry, CRISIL Research

In-line with the region-wise share in sales, the National Capital Region (NCR), which covers Delhi, Gurugram, Noida, Ghaziabad, and Faridabad, is the largest market for consumer durables, having contributed 5.0-5.5% of pan India sales in fiscal 2022. Mumbai region was the second largest contributor, at 3.5-4.0%, followed by Hyderabad (3.2-3.7%). Kolkata is the only market in the East featuring in the top cities, with 1.0-1.5% contribution in national sales.

Overall, these top cities contributed ~23% to industry sales in fiscal 2022.

**Primary contributors to the industry (fiscal 2022)**

	Market	Contribution by value
1	NCR	5.0-5.5%
2	Mumbai region	3.5-4.0%
3	Hyderabad region	3.2-3.7%

Market		Contribution by value
3	Bengaluru region	2.3-2.8%
5	Pune region	2.0-2.5%
6	Chennai region	1.6-2.1%
7	Kolkata	1.0-1.5%
8	Ahmedabad	0.8-1.3%
9	Jaipur	0.8-1.3%
10	Surat	0.8-1.3%

Note: Mumbai region includes Navi Mumbai and Thane, Hyderabad region includes KV Rangareddy district, Chennai region includes Kancheepuram district

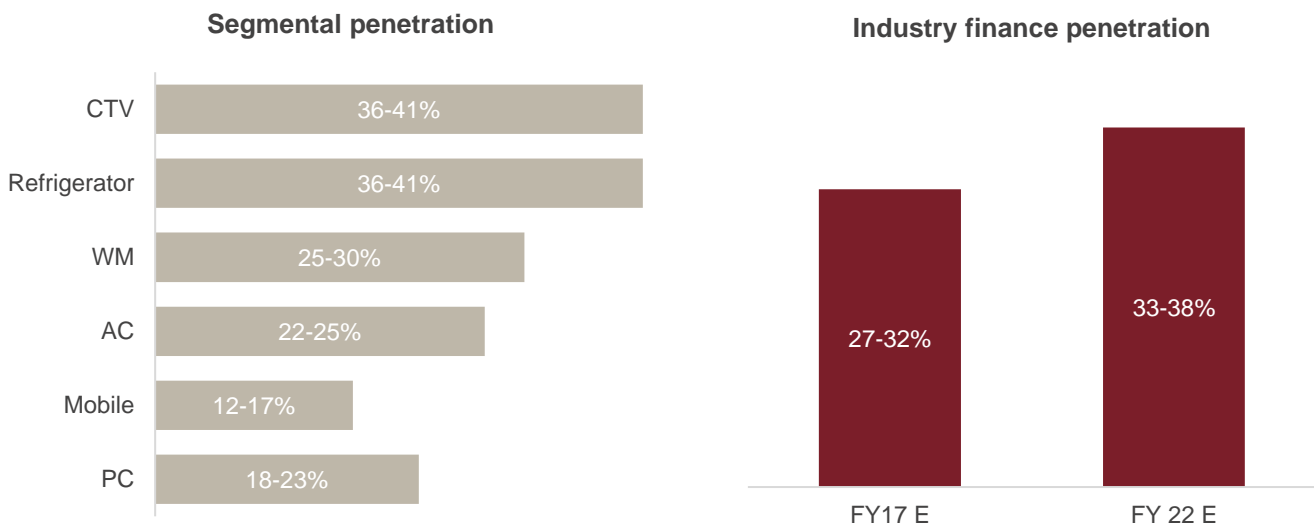
Source: Industry, CRISIL Research

### Finance penetration expanding

Consumer durable loans are increasing in popularity. The entry of NBFCs in the consumer durables segment has deepened the penetration of financing options. Finance penetration within the consumer durables industry increased from 27-32% in fiscal 2017 to 33-38% in fiscal 2022.

Within the space, finance penetration is relatively high in the CTV and refrigerator segments as compared to RACs and WMs, which are more popular with the relatively affluent strata, and, hence, require limited financing. Paper finance penetration is low in mobile phones and PCs, given the higher interest rates. In fact, most customers opt for credit cards instead of paper finance to buy these devices. Schemes such as instant cash-back incentivise customers to opt for credit cards.

That said, the pandemic aided finance penetration as customers were not willing to part with liquid savings during the challenging time. Going forward as well, CRISIL Research expects finance penetration in the consumer durables segment to deepen further with rising aspirations and finance availability, and the entry of new players in the segment.



E: Estimated

Source: Industry, CRISIL Research

### Large household appliances to sustain momentum over long term

Fiscal 2021 was an aberration for the consumer durables growth story. The year began with a country-wide lockdown, with all physical and online stores halting operations for nearly two months. In fact, the pandemic affected businesses globally as countries shut borders and halted all economic activity.

By the end of the first quarter, though, the government permitted home delivery of discretionary products, which led to the resumption of online retail businesses, providing much-needed breather to the industry. Amid the lockdown, new trends such as work from home and online classes gained momentum, which led to additional demand for consumer durable appliances. Shift towards online education and rise in TV viewership during the lockdown increased the demand for CTVs. Hygiene concerns and unavailability of maids boosted the WM segment. Higher cold storage space requirement supported refrigerator demand. The air-conditioner segment, however, missed the entire summer season of fiscal 2021 due to the nationwide lockdown.

The staggered unlock phase in the second quarter provided another push as B&M stores resumed operations, although on alternate days, and with limited staff. However, owing to fear of infection, customers preferred social distancing, and remained reluctant to venture out. Hence, recovery in the B&M business was gradual.

But the festival season provided a boost to the industry in the third quarter. Pent-up demand and increased requirement for household appliances accelerated sales. With customers learning to live with the virus, store visits increased. Most stores reached 70-80% of their pre-pandemic business in the quarter. As large appliances are primarily bought from B&M stores, the increase in footfall improved demand for consumer durables.

The trend continued in the fourth quarter. Further, exceptionally warmer winters in India during January and February 2021, along with pent up demand, boosted RAC sales.

Despite increased traction in the second half of the year, the significant decline in the first and second quarters impacted overall industry sales for fiscal 2021. CRISIL Research estimates the industry to have shrunk 17% on-year to Rs ~665 billion in the fiscal.

A much severe second wave of Covid-19 exerted further pressure on household appliance sale in the first half of fiscal 2022. Since, first quarter is the peak season for cooling products, such as air conditioners, refrigerators, etc., these products were affected. Also, e-commerce players were not allowed to deliver non-essential goods in a few districts. Moreover, supply chain disruption, along with increase in price of products due to higher commodity prices and logistics cost (substantial components are imported), had some bearing on demand in the fiscal.

However, waning impact of the pandemic, increased pace of vaccinations, normalized market operations, reopening of stores, improvement in consumer sentiment, and pent-up demand provided a boost to the market in the second half of the year. Discounts, schemes, and incentives by players provided additional kickers to demand.

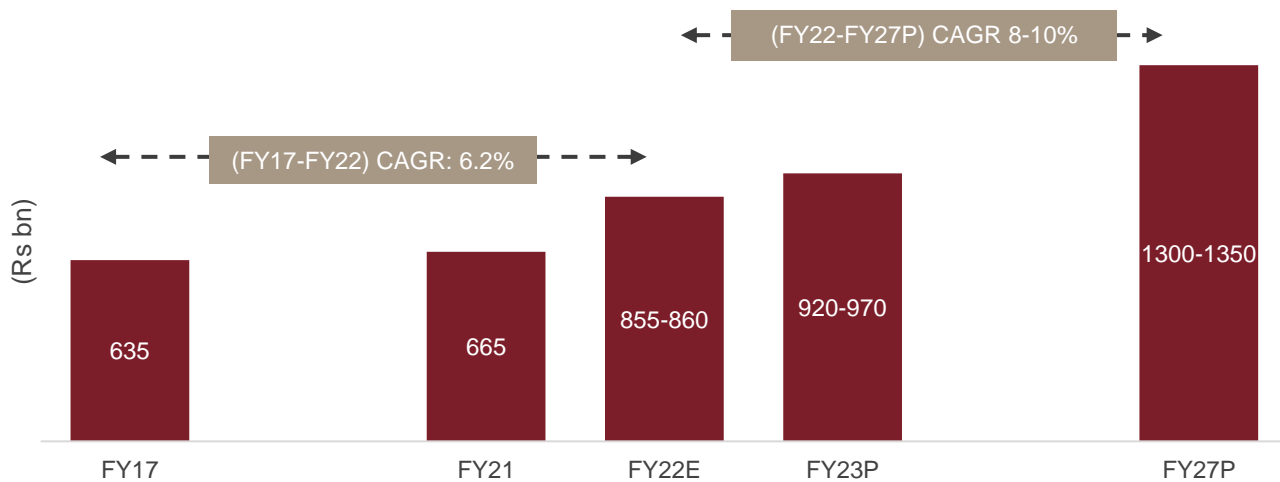
Hence, on a very low base of fiscal 2021, the large appliances segment is estimated to have clocked a healthy growth of 28-30% in fiscal 2022 to Rs 855-860 billion. Price rise during the year also provided a secondary support to the market growth.

Within the household appliances space:

- CTV demand was less affected than the cooling product segment in fiscal 2021 owing to shift towards online education and increase in TV viewing. The segment is estimated to have grown a slower 26-28% on-year in fiscal 2022, with preference for larger screen sizes, higher discretionary spending and waning impact of the pandemic providing support
- Bureau of Energy Efficiency (BEE) revisions and demand slowdown following outbreak of Covid-19 significantly impacted refrigerator demand in fiscal 2021, with sales declining ~20%. A low base, higher discretionary spending, no rating revision, and demand for higher capacity refrigerators helped demand grow 28-30% in fiscal 2022
- Focus on hygiene ensured lower de-growth of ~16% in WM in fiscal 2021. From this low base, segment sales are estimated to have risen ~30% in fiscal 2022 on account of low penetration, customers' increased focus on hygiene, and higher discretionary spending
- Demand slowdown following Covid-19 affected AC sales in fiscal 2021, with the impact being the highest in the first quarter, which is the most productive quarter for AC sales; hence, the segment was worst hit among all segments. During the fiscal, demand declined ~23% on-year. On this very low base, AC demand is estimated to have increased at the fastest pace of 30-32% in fiscal 2022, though



## Large household appliances market size over fiscals 2017 to 2027



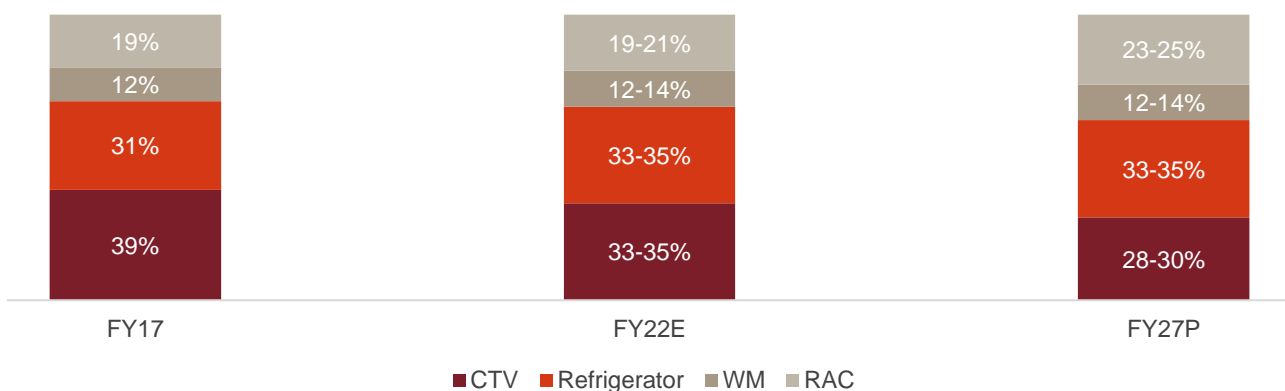
E: Estimated; P: Projected  
Source: CRISIL Research

In fiscal 2023, CRISIL Research projects the large household appliances industry to clock 9-11% growth on a healthy base of fiscal 2022, with complete removal of Covid-19 restrictions, normalised market operations, high vaccination levels, and expected increase in disposable incomes. However, the impact of the Russia-Ukraine war on commodity prices and, in turn, appliance prices, as well as impact on product availability amid China's severe Covid-19 lockdown measures are key monitorables.

Over the longer term, CRISIL Research projects demand for household appliances to continue to rise in tandem with sustained economic recovery. Growth will be driven by improved affordability, shorter replacement cycles, ownership of multiple units (in the case of CTVs), and lower penetration levels (in the case of RACs and WMs).

On a revived base of fiscal 2022, the large household appliances market is projected to post 8-10% CAGR up to fiscal 2027, to Rs 1,300-1,350 billion.

### Product-wise segmentation (by value)



E: Estimated; P: Projected  
Source: CRISIL Research

### CTV demand bounces back in fiscal 2022

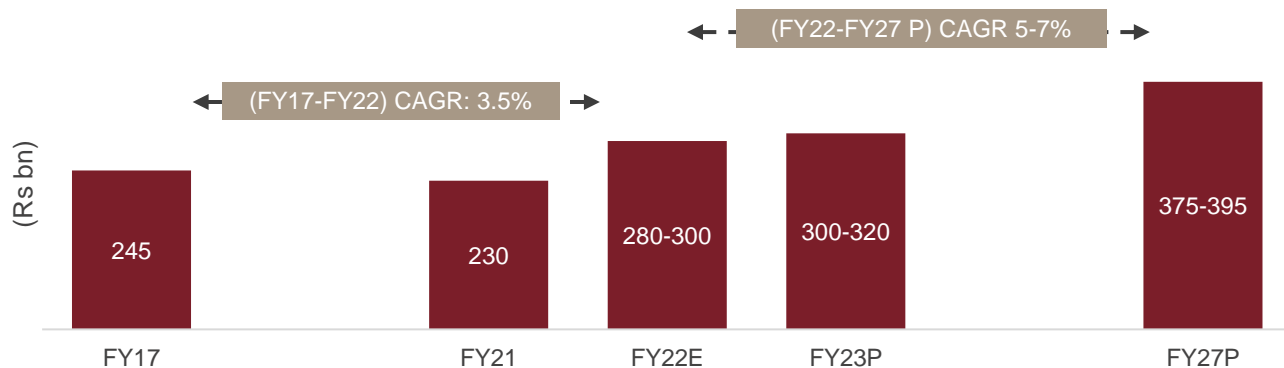
Demand slowdown following outbreak of the Covid-19 pandemic impacted the TV segment in fiscal 2021, with sales declining 11% on-year. However, need-based demand for online classes and preference for OTT amid multiplex theater closures restricted a further fall.

Partial/ full lockdowns and ban on sale of non-essentials during the second wave in the first quarter of fiscal 2022 exerted added pressure on sales.

With waning of the pandemic and increasing immunisation, markets gradually opened from the second quarter. In fact, second half of the year witnessed healthy demand, backed by improvement in disposable incomes and pent-up demand. Players also provided various offers, such as bundled schemes, extended warranties, and various consumer finance offers, to drive demand.

For the full year, the CTV segment is estimated to have clocked a healthy growth of 26-28% on-year on a very low base of fiscal 2021. Price rise during the year amid the supply crunch provided added support to the industry in terms of value growth.

### Market size of CTV segment over fiscals 2017 to 2027

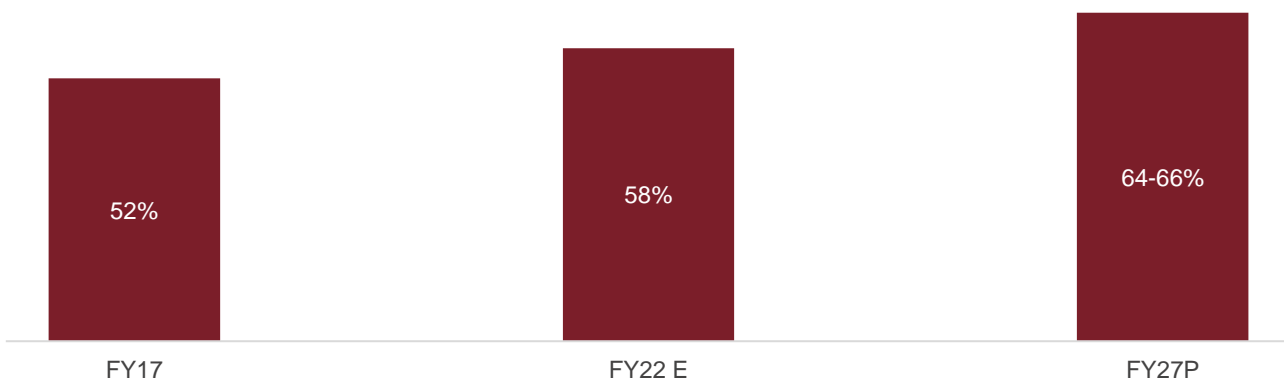


E: Estimated; P: Projected

Source: CRISIL Research

From fiscals 2022 to 2027, CRISIL Research expects the CTV segment, which comprised only panel TVs from fiscal 2019 onwards, to grow at 5-7% CAGR. Shorter replacement cycles and multiple ownership are some of the triggers that will drive growth of panel TVs. As consumers continue to replace CTVs with panel TVs, the replacement cycle is expected to shorten to 5-6 years in fiscal 2027 from an estimated 6-7 years in fiscal 2022.

### Overall CTV household penetration



E: Estimated; P: Projected

Source: CRISIL Research

Replacement demand is likely to arise from highly penetrated urban markets. Urban penetration for CTVs in fiscal 2022 was estimated at 88-90%, the highest among all appliances.

Primary or new demand, which includes sales to first-time buyers and multiple purchases by existing customers, will be driven by competitive panel TV prices. First-time sales are likely from the rural market; rural penetration of CTVs is estimated at 38-40% in fiscal 2022 compared with 34% in fiscal 2017.

### Demand for larger panel TVs rising


In July 2018, the government cut the Goods and Services Tax (GST) rate on TV sets of screen size less than 26 inches from 28% to 18%. However, the impact of the tax cut was not significant, as 26-inch TVs account for less than 15% of the market in value terms.

In fiscal 2019, manufacturers cut the price of 32-inch panel TVs due to fall in the cost of panels, a key input. Demand for this size was mostly from rural areas, owing to reduction in price and narrowing price differential between the 32-inch segment and that of lower sizes. Further, with declining panel TV prices, customers' preference shifted towards larger panel TVs. In fact, many players stopped manufacturing 24-inch panel TVs.

The trend is expected to continue, with prices of larger panels falling, resulting in the shift of consumer preference to larger panel TVs. Also, the pandemic boosted demand for larger panel CTVs as customers aspired for a better viewing experience during the lockdown when they could not enjoy the big screen theatre experience.

Consequently, CRISIL Research expects the share of TVs with 32-inch and above size to rise, and that of below 32-inch to decline going ahead. Globally, too, new-generation 10.5 fab capacities (bigger, brighter, better TV displays) are expected to get added, majorly catering to large panel TVs.

### Panel TV product mix (volume terms)



*E: Estimated*

*Source: CRISIL Research*

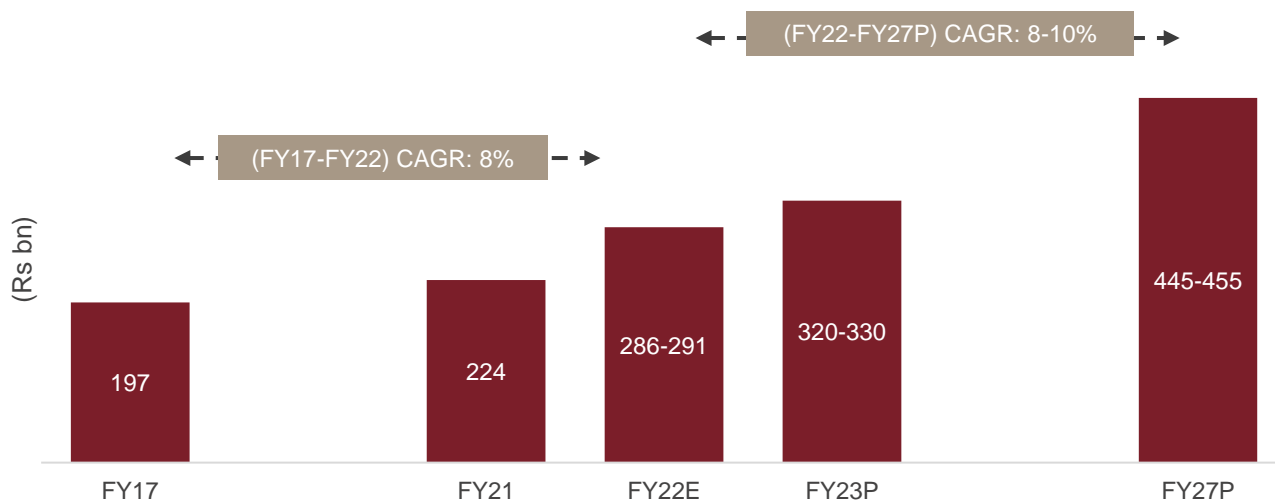
### Refrigerator segment to grow at healthy pace over the long term

Refrigerators posted double-digit growth in demand during the first quarter of fiscal 2020 owing to high summer temperatures. Absence of BEE revisions and lower raw material prices also kept product prices stable during fiscal 2020. Thus, demand grew 9-10% on-year in the fiscal.

With BEE revisions on January 1, 2020, product prices went up, which impacted demand to some extent in fiscal 2021. Further, outbreak of Covid-19 impacted sales. The nationwide lockdown in the first quarter had significant bearing on demand as this is the most productive season for cooling products, such as refrigerators and ACs. Thus, a significant decline in the first quarter weighed heavily on full year sales despite improving in the second half with the onset of the festive season. Overall, refrigerator sales declined ~20% on-year in the fiscal.

Demand was further affected during the first quarter of fiscal 2022 on account of reimposition of lockdowns/ curbs and restriction on sale of non-essentials in some parts of the country amid the severe second wave. Demand, though, is estimated to have improved during the second half of the fiscal with reopening of markets. Players also introduced offers, such as bundled schemes, extended warranties, and various consumer finance offers, such as cashback on credit cards and easy EMI, to drive demand. Thus, on a low base, higher discretionary spending, no rating revision, and good festive growth helped demand bounce back 28-30% in fiscal 2022.

### Market size trend for refrigerators (value terms)

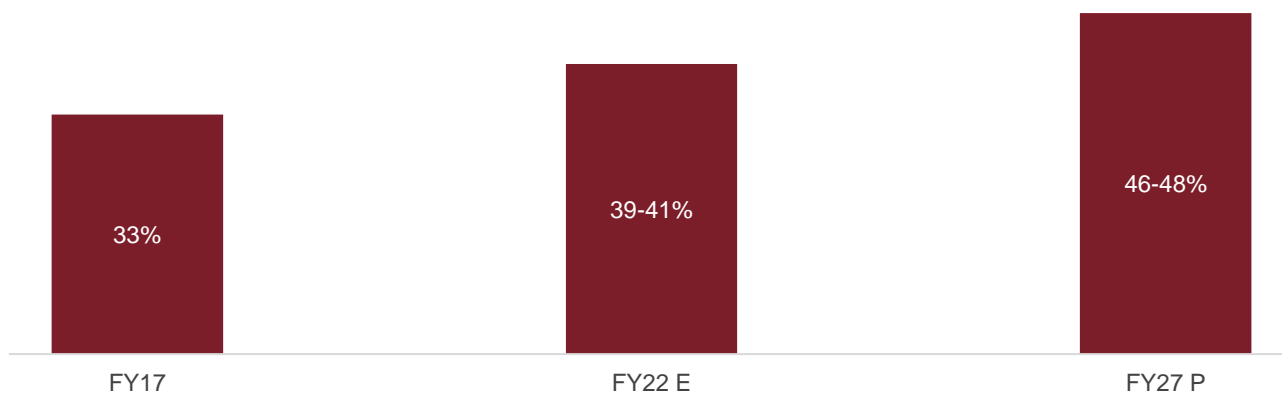


E: Estimated; P: Projected  
Source: CRISIL Research

On this healthy base of fiscal 2022, CRISIL Research forecasts demand for refrigerators to grow 10-12% in fiscal 2023, supported by expected improvement in the economy, continued normal market operations, and increase in disposable incomes. The heatwave during the first quarter of the year is expected to provide an additional kicker to demand.

Over fiscals 2022 to 2027, CRISIL Research expects demand for refrigerators to grow at a healthy 8-10% CAGR. Better affordability due to rising incomes and moderate price hikes (2-3%), along with relatively low penetration, improving living standards, implementation of the Seventh Pay Commission recommendations, increased government spending in the rural sector, expanding real estate sector, easy financing, and increasing number of nuclear families will be among the factors that drive long-term demand for refrigerators.

### Refrigerator overall household penetration



E: Estimated; P: Projected  
Source: CRISIL Research

Meanwhile, household penetration of refrigerator was estimated at 39-41% in India in fiscal 2022. While the segment fares relatively better than RACs and WMs, it still significantly lags the CTV segment.

Also, rural penetration was much lower, at 16-18%, compared with urban areas, where it was estimated at 79-81% in fiscal 2022. Unlike RAC and WM segments, growth in the refrigerator segment is expected to be driven by higher demand from urban as well as rural areas. With consumers perceiving a refrigerator as a necessity rather than a luxury, and power supply improving in tier-II and -III cities, sales growth is expected to be faster from these areas. Hence, by fiscal 2027, penetration is projected to reach 46-48%.

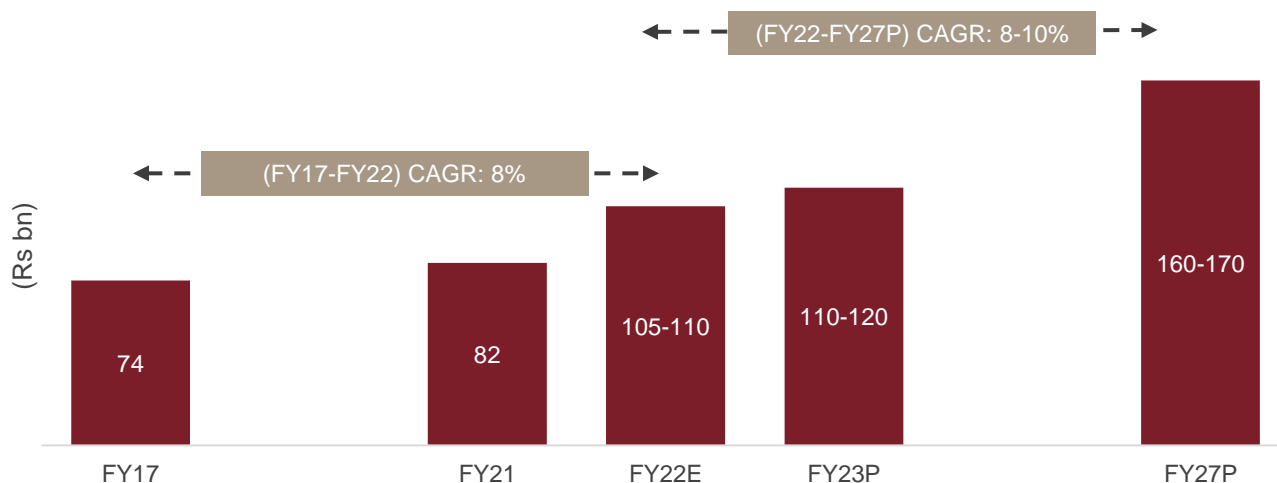
### Washing machine segment to grow at slightly faster pace over next five years

Demand for WMs grew at 8% CAGR during fiscals 2017 to 2022, led by increase in discretionary spending, expanding electrification, and rising hygiene awareness. WMs, being discretionary in nature, faced purchase deferment in fiscal 2020 amid the slowdown in economic growth. The segment grew in low single digits during the first half. But after a slow first half, players increased their promotional offers and provided various financing schemes, which drove demand in the second half. Hence, in fiscal 2020, the industry grew ~6% on-year.

In fiscal 2021, though, Covid-19 impacted WM sales, especially during the first quarter, wherein sales plunged over 50%. However, with social distancing being a norm, and availability of maids an issue, demand for WMs grew slightly. Further, because of the pandemic, hygiene and washing clothes at high temperature (to kill germs) increased among buyers. Players introduced high temperature wash options in semi-automatic models as well, which was earlier available only in high-end fully automatic WMs. Thus, there was some pent-up demand once lockdowns were lifted. With social distancing in place, sales through online channel gained prominence. Also, WM demand gained traction during the festive season. However, a significant decline in the first quarter weighed heavily on full year sales. CRISIL Research estimates demand to have declined 16% in fiscal 2021.

Lockdowns (partial/ full) and restriction on sale of non-essentials even through online mode in some states impacted demand during the first quarter of fiscal 2022. However, with increasing focus on hygiene and people staying at home, WM saw increased demand, especially during the second half of fiscal 2022. With households looking at products to make life at home more convenient, fully automatic WMs saw higher traction. The segment is estimated to have clocked a sizeable 30-32% growth in fiscal 2022 over a low base owing to higher discretionary spending, pent-up demand, and waning impact of the pandemic.

### Market size trend for washing machines

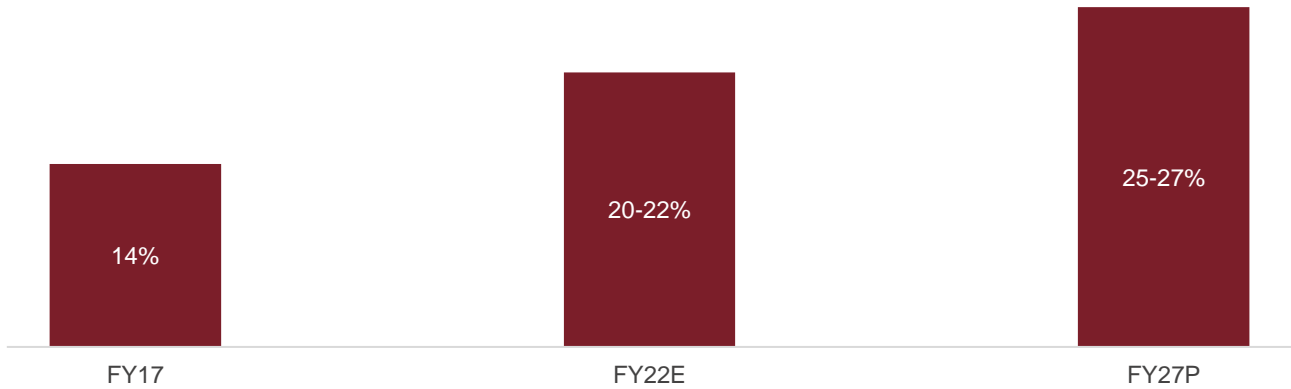


E: Estimated; P: Projected  
Source: CRISIL Research

Over the next five years, CRISIL Research expects demand to grow at 8-10% CAGR, to Rs 160-170 billion by fiscal 2027. Rising household incomes, nuclear families, urbanisation, and manpower cost in urban areas, new building layouts, deepening trend of working women, and improving perception in an underpenetrated market would be key growth drivers. Long-term growth will also be fueled by the Seventh Pay Commission hikes, easy financing options, greater affordability, and replacement demand. The latter comprises one-third of sales, with average replacement cycle of WMs 8-9 years.

Among household appliances, the penetration level of WMs is low in India, far behind colour TVs and refrigerators. Penetration level in India was estimated at 20-22% of total households in fiscal 2022.

**Overall household penetration of washing machines**



E: Estimated; P: Projected  
 Source: CRISIL Research

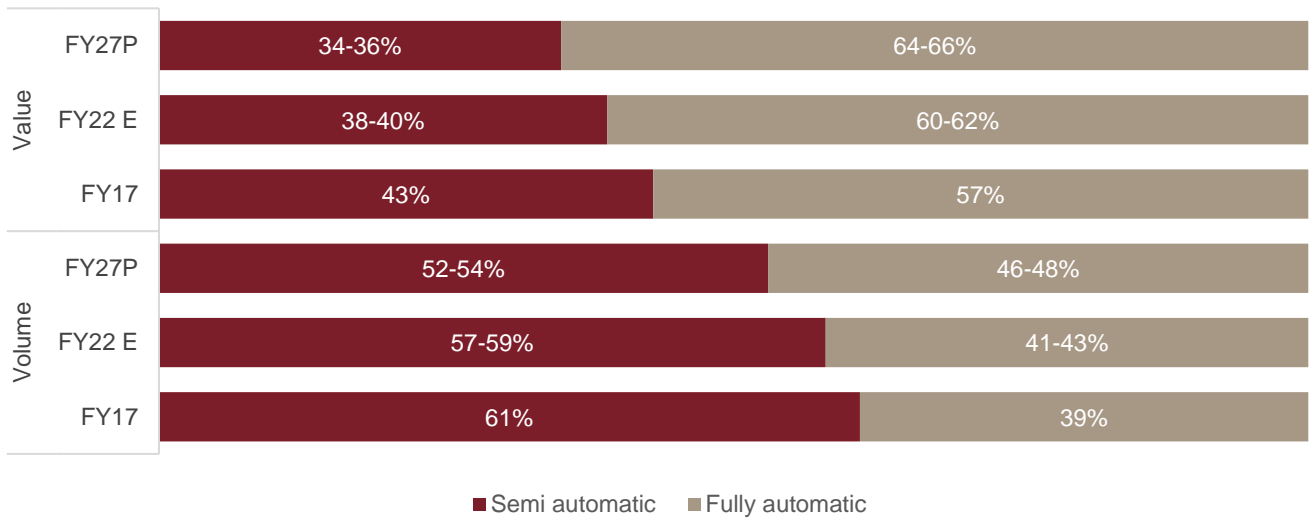
Meanwhile, urban markets, where WMs are estimated to have penetration of 41-43% of households in fiscal 2022, account for bulk of sales. In contrast, rural markets are significantly underpenetrated, at just 6-8%, owing to low electrification, consumer perception that WMs do not clean collars and cuffs of shirts, and easy availability of manual labour at low wages. However, with increase in government initiatives for rural electrification, rising awareness regarding the utility of WMs, slower rise in prices, and increasing disposable income, demand is estimated to grow in rural markets, too. Further, as access to domestic help becomes dearer (in urban and semi-urban markets), penetration will increase in the urban markets. By fiscal 2027, penetration is forecast to reach 25-27%.

**Faster growth projected in the fully automatic segment**

In urban areas, consumers prefer fully automatic machines despite higher prices, since they are easier to operate and need minimal manual intervention. Consequently, the share (in volume terms) of fully automatic machines in total washing machine sales is expected to increase to 46-48% in fiscal 2027 from 41-43% in fiscal 2022.

The semi-automatic segment is expected to witness steady demand from semi-urban areas, where buyers are more price sensitive. The huge price differential between semi-automatic and fully automatic machines will help boost sales. Another factor affecting sales is that fully automatic machines require running tap water. As a result, areas facing water shortage are likely to opt for semi-automatic machines. In value terms, the share of the semi-automatic segment in overall sales is likely to dip from 38-40% in fiscal 2022 to 34-36% in fiscal 2027 due to lower realisations and slower growth rate compared with the fully automatic machines.

**Segmental value and volume mix**

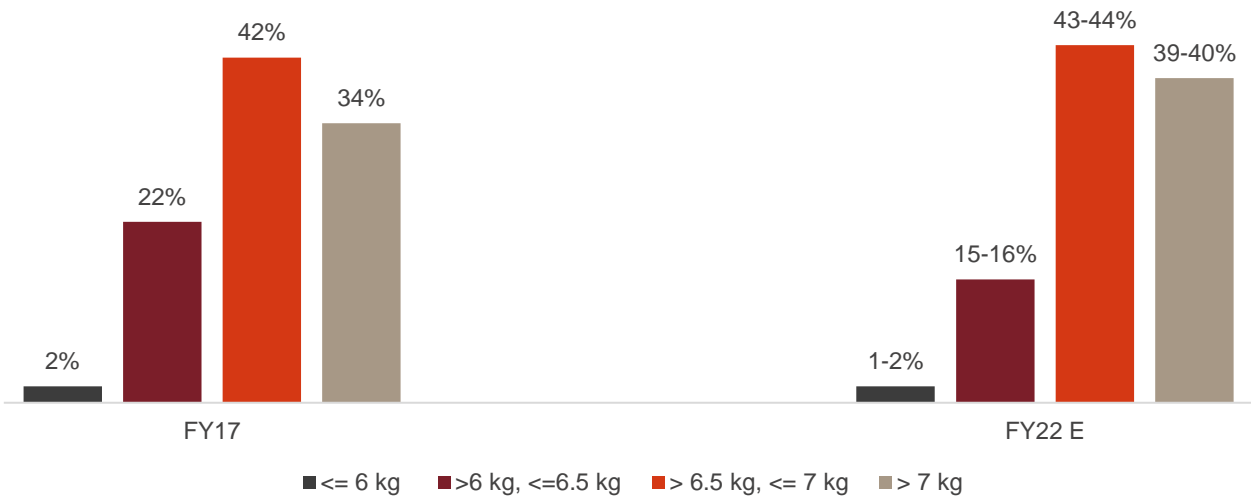


Source: CRISIL Research

### Consumer preference trending towards high-capacity products

In both segments, consumer preference is moving towards high-capacity models. The share of high-capacity models (above 6.5 kg) is estimated to have risen to 82-84% in fiscal 2022 from 76-77% in fiscal 2017, as players have focused more on promoting higher capacity models. Moreover, the pandemic led to a greater preference for these models, with an increased need of hygiene.

#### Washing machine product mix (by volume)



Source: CRISIL Research

### Room air conditioner segment to outpace other segments in the long run

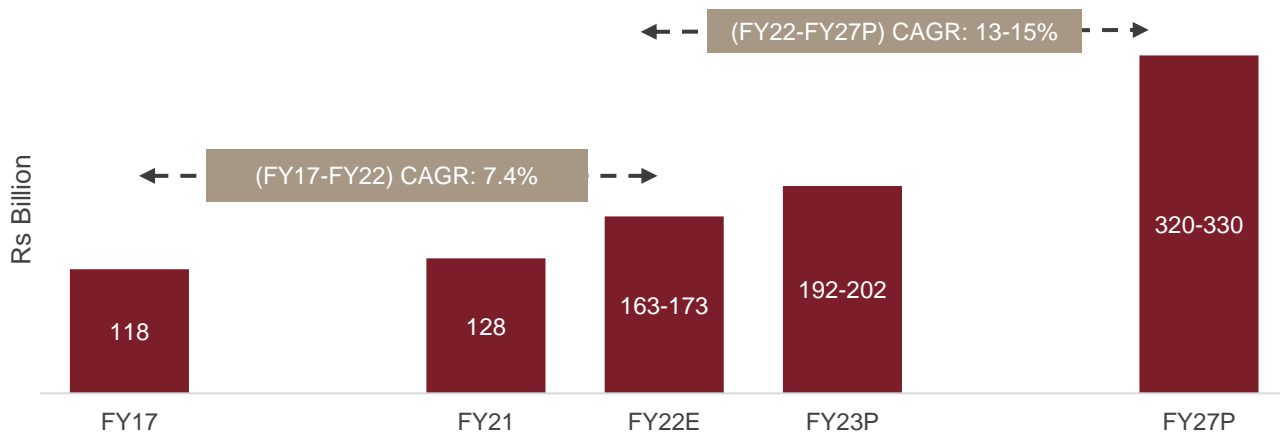
In India, room air conditioners (RACs) are estimated to penetrate only about 16-18% of households (as of fiscal 2022), which is much lower than ~30% at the global level. Also, if we evaluate domestic penetration of other household appliance segments, RACs rank below televisions, refrigerators and washing machines in order of priority. Low priority for RACs on the purchase list is evident, specifically in rural areas.

RAC segment is characterised by high volatility in demand which gets impacted by slight changes in prices and weather conditions. Between fiscals 2017 and 2022, the RAC segment sales expanded at 7.5% CAGR. Sales slowed in fiscal 2019, owing to events such as demonetisation, hikes in product prices because of rise in raw material prices, and BEE revisions. In fiscal 2020, RAC sales grew in double digits (12%) despite the slowdown, given high summer temperatures, stable product prices and pent-up demand of the previous fiscal.

In fiscal 2021, the lockdown during the first quarter is estimated to have shrunk sales by 60-70% on year. The first quarter forms 35-40% of overall sales during the year. Thus, the sales decline weighed heavily on the fiscal's performance. However, increased temperatures during January and February boosted RAC sales restricting the fall. For the entire fiscal 2021, sales contracted 22-24%.

Lockdowns (partial/ full) and restriction on sale of non-essentials even through online mode in some states had a bearing on the demand in the first quarter of fiscal 2022. Demand improved during the second half of the fiscal with the onset of festivals. Moreover, various offers such as bundled schemes, extended warranties and various consumer finance offers provided an added thrust. On a low base of previous fiscal, demand is estimated to have witnessed a sharp revival and rose 30-32% on-year. Increased appliance prices provided an additional kicker to the market growth.

## Market size trend for the RAC segment



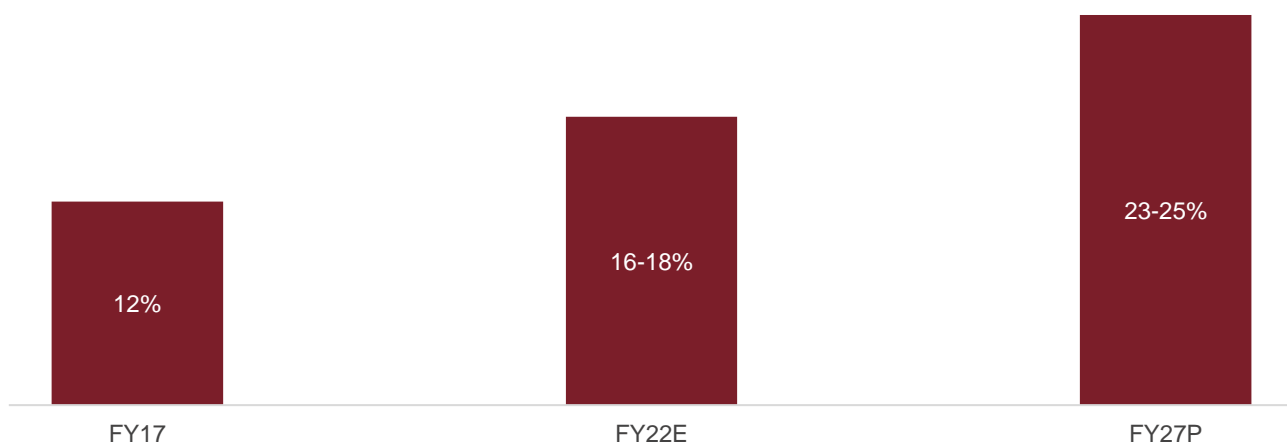
Source: CRISIL Research

On this increased base, CRISIL Research expects a 16-18% growth during fiscal 2023, backed by normalised market operations, expected improvement in disposable incomes and pent-up demand. Exceptionally hot summers this fiscal will provide an added push to AC sales during the year. The impact of the Russia-Ukraine crisis on the commodity and appliance prices as well as the impact of China's Covid lockdown on product availability remain key monitorables.

Over the long-term, the segment is expected to grow at 13-15% CAGR to Rs 320-330 billion by fiscal 2027 with likely improvement in the economic scenario, moderate inflation, and easy financing. Catalysts such as marginal product price hikes, expanding distribution and improving affordability are expected to guide long-term sales. Rising household incomes, a growing real estate sector, low interest rates, and salary hikes following the Seventh Pay Commission recommendations will also prop up sales.

However, unlike refrigerators, demand will largely be driven by urban areas and Tier I, II and III cities, as acceptance of RACs is expected to remain low for rural consumers. Thus, penetration in urban markets is expected to rise to 40-43% by fiscal 2027 vs 9-11% in rural areas. This compared with 33-35% in urban vs 5-7% in rural markets in fiscal 2022.

## RAC overall household penetration



Source: CRISIL Research

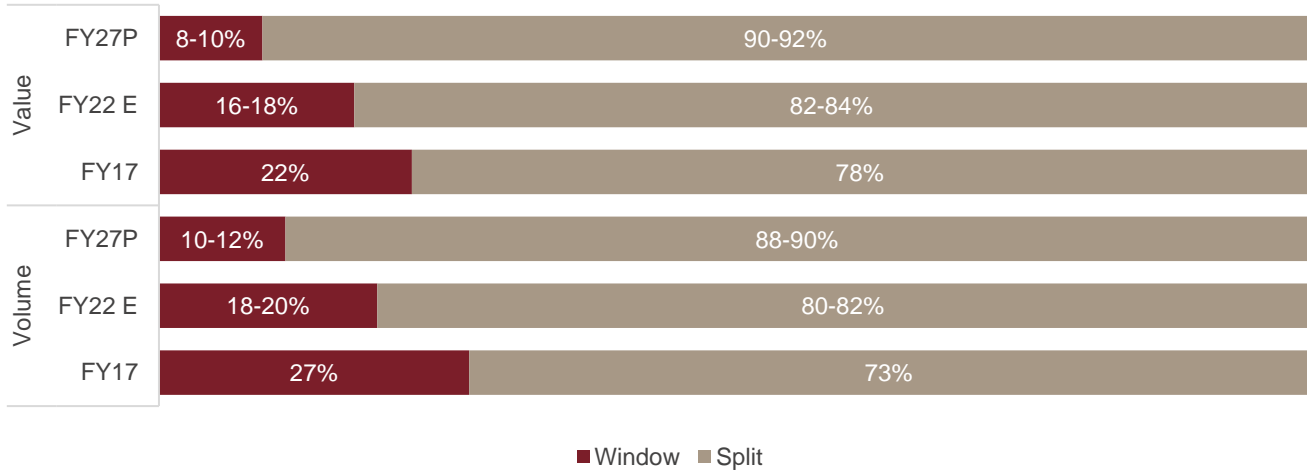
## Share of window ACs in total sales to contract further

Within RACs, the share of split ACs in overall sales is likely to reach 88-90% in volume terms and 90-92% in value terms by fiscal 2027, against 80-82% and 82-84%, respectively, estimated in fiscal 2022. Split AC sales will continue to outpace window ACs, mainly due to higher consumer preference, and changing building infrastructure (AC provision in new buildings is typically made for installation of split ACs).



However, the window AC market will continue to exist at least for the next few years, albeit its share is expected to shrink further. Manufacturers such as Samsung have stopped making window ACs, while Blue Star, Carrier Midea, Daikin, Voltas and Whirlpool have cut down production due to shift in consumer preference to split ACs. Moreover, there is little room for innovation offered by windows ACs and a narrowing price gap between split and windows ACs. On the other hand, some manufacturers such as Daikin have announced investments in the window AC segment to target markets in Tier III and IV cities.

**Break up within the RAC segment by volume and value**

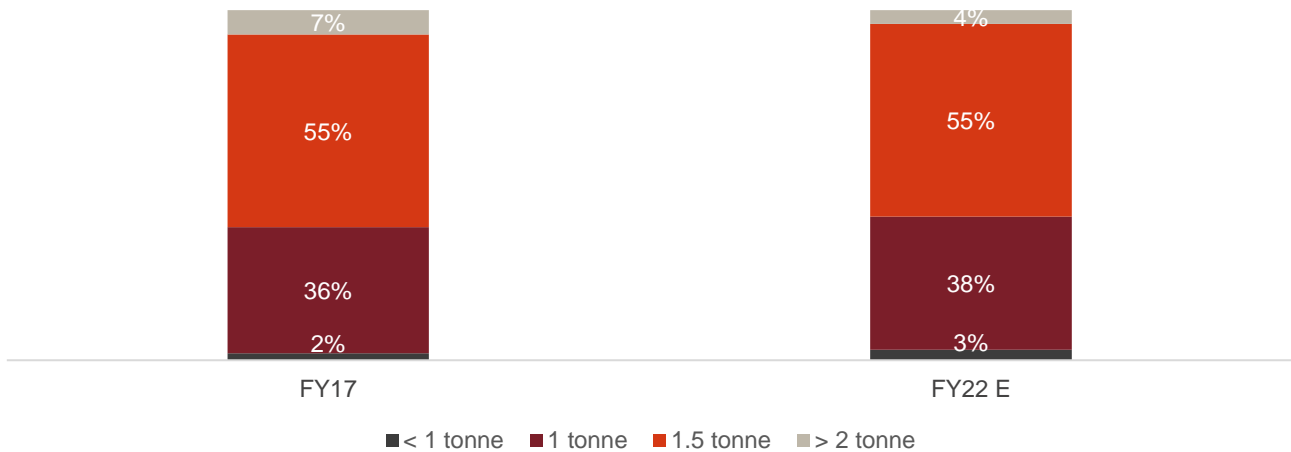


Source: CRISIL Research

**Rising prices, smaller room sizes drive preference for smaller-capacity models**

Consumers are known to prefer higher-capacity models across most household appliances. The RAC segment is an exception, where preference for the higher-capacity 1.5-tonne segment is declining in favour of the one-tonne segment. Shrinking room sizes is one reason for this. The share of the one-tonne segment is estimated to have grown to 38% in fiscal 2022 from 36% in fiscal 2017.

**RAC product mix (by volume)**



Source: CRISIL Research

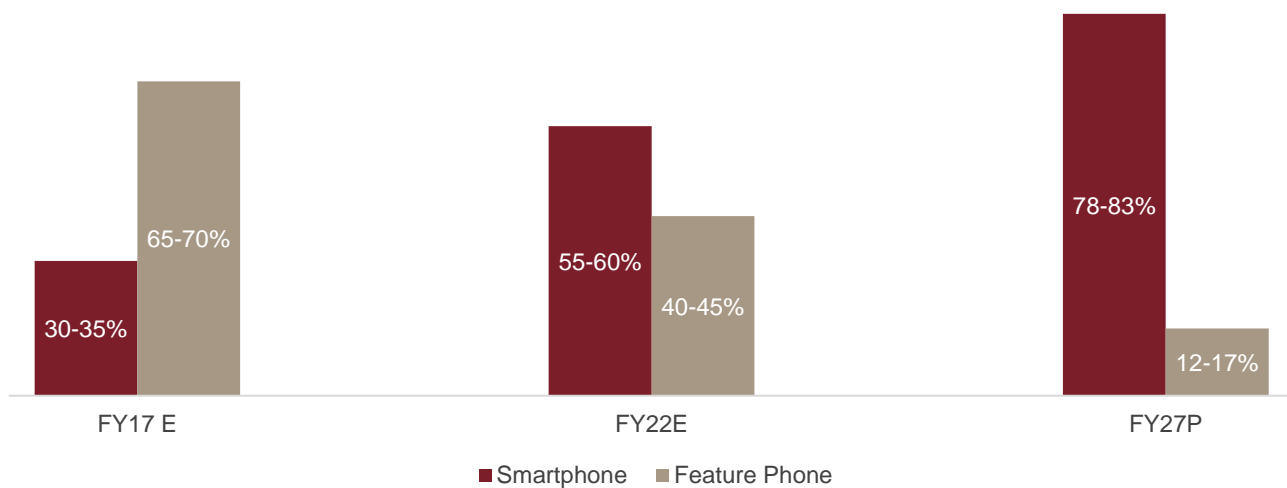
**Mobiles to continue their healthy growth pace**

Mobile phones are one of the highest-penetrated products in the consumer durables segment in India, as it has come to be perceived as a necessity, and also due to a wide range of choices and prices. Feature phones dominated the Indian mobile handset industry until the start of this decade, with the share of smartphones being minimal. Introduction of 3G services, followed by the launch of 4G services by Reliance Jio, has changed the situation and paved the way for smartphones. Driven by the fall in data

rates, increasing tele-density, entry of various players in the smartphone market, and feature-laden phones at competitive rates; the smartphone market is fast expanding. On the other hand, the feature phone market is continuously declining.

During fiscal 2021, online classes, work from home and virtual meetings created increased need for smartphones. This accentuated the consumer shift from feature phones to smartphones. The increased need for smartphones is expected to continue going forward.

**Mobile segment product mix (by volume)**



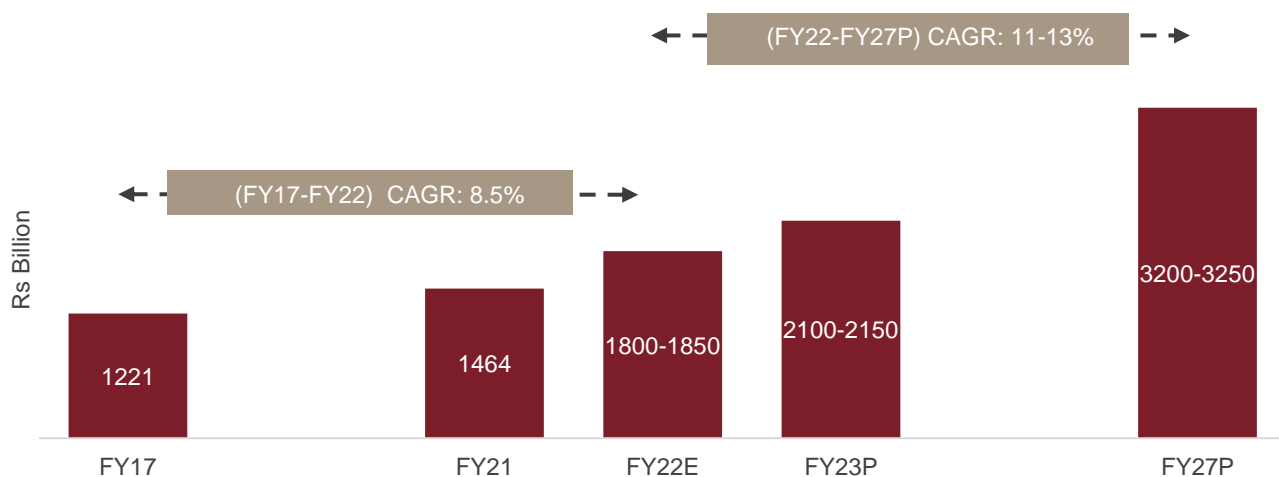
Source: CRISIL Research

On a low base, the mobile phone market recorded a very strong 15% CAGR between fiscals 2017 and 2020 (in terms of value), backed by rising disposable incomes, change in consumer preferences, intermittent launches, myriad choices, and shortening replacement cycles. Moreover, the shift towards smartphones from feature phones and, in turn, rising ticket size also aided mobile market growth.

The pandemic and the ensuing lockdowns/restrictions, drop in disposable incomes, and economic uncertainty led to a decline in sales of 20-22% on-year to Rs 1.5 trillion in fiscal 2021. That said, the contraction in sales was restricted by the increased need for smartphones for online classes as well as virtual meetings/office work.

Despite the traction in the market since, demand growth has remained restricted amid the supply crunch faced by manufacturers due to component unavailability, especially from dominant manufacturer China.

**Market size trend for mobiles**



Source: CRISIL Research

During the second wave of Covid-19, when a greater number of people were impacted as opposed to the first wave, high medical bills led to constraining the household budget. This led to consumers preferring more of sub- Rs 10,000 phones as opposed to costlier phones. This led to lower-than-expected growth in fiscal 2022. On an exceptionally low base of fiscal 2021, the industry is estimated to have grown 25% on-year, to barely reach fiscal 2020 levels.

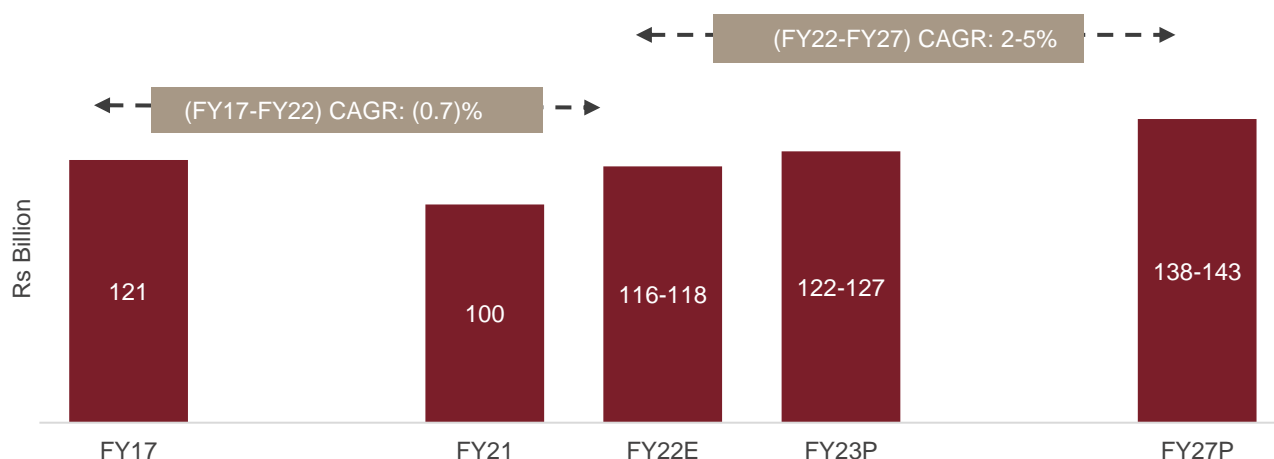
With lifting of Covid restrictions, normalised market operations, estimated improvement in the economy and in turn the expected improvement in disposable incomes as well as pent up demand, mobile phone segment demand is estimated to grow at a healthy pace of 15-17% in fiscal 2023. Rise in appliance prices amid the sharp rise in commodity prices and estimated supply issues due to China lockdown would further aid demand.

Over the long-term, the segment is projected to continue growing at a healthy pace of 11-13% CAGR, to Rs 3.2-3.25 trillion by fiscal 2027.

### Gradual improvement in PC segment expected post pandemic hiatus

PCs and laptops are primarily an urban phenomenon and the least-penetrated segment among consumer durables, at 12-14% of households as of fiscal 2022. Demand for laptops is majorly concentrated in urban regions. Sales have been rangebound in the past few years due to increasing substitution with smartphones and tablets.

### Market size trend for PC segment



Source: CRISIL Research

Laptop sales took a big hit during the first quarter of fiscal 2021 due to the pandemic. The segment registered a good recovery, especially in the third quarter, backed by work from home being made mandatory by most firms. Despite this traction, CRISIL Research estimates the PC computer market contracted 21-23% in fiscal 2021.

Impact of Covid-19 continued in the first quarter of fiscal 2022 as well, with partial or full lockdowns owing to the second wave. State-level closures were seen, impacting the sale of PCs as chains like Croma, Reliance Digital, etc. that dominate this segment remained shut in major metro cities. This impacted sales in fiscal 2022. For the complete year, sales is estimated to have made a partial recovery and grown 16-18% from a low base of fiscal 2021.

Reopening of offices, normalising of market conditions, and pent-up demand is expected to provide a push to the PC segment in fiscal 2023. CRISIL Research expects the segment to clock 5-7% growth and reach near pre-Covid levels during the year. A rise in appliance prices amid the sharp rise in commodity prices and estimated supply issues due to China's lockdown would provide an added boost to the demand.

In the long run, backed by lowering replacement cycles, increasing distribution reach into Tier III cities and beyond, greater levels of higher education and expanding product portfolio, the laptop and PC market is projected to grow at 2-5% CAGR to Rs 138-143 billion by fiscal 2027.

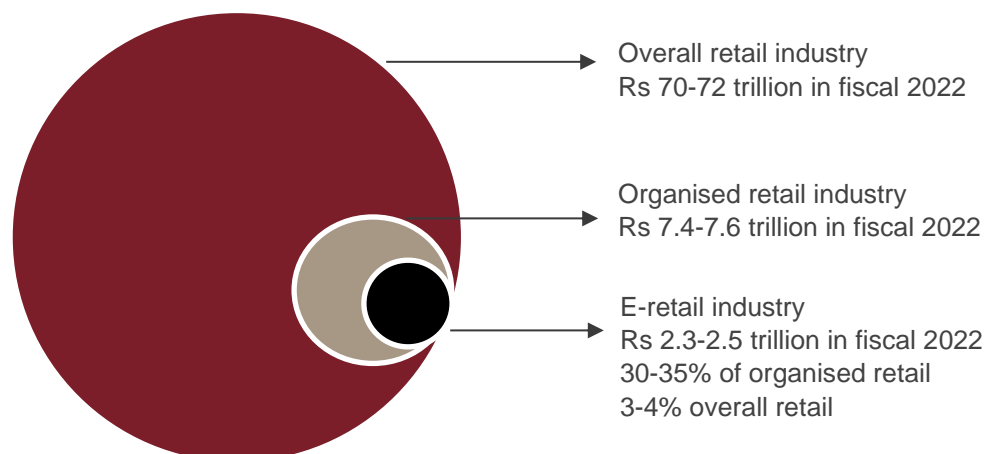
### E-retail segment revived in fiscal 2022, to continue on growth trajectory

Organised retailing has been dominated by the physical format of delivery. Online shopping accounted for less than 1% of the industry at the beginning of the 21st century. However, the scenario changed rapidly, as the ecosystem for e-retailing evolved

since the advent of India's largest e-retailer, Flipkart, in 2007. The e-retail industry, which is estimated at Rs 2.3-2.5 trillion during fiscal 2022, has grown more than thrice since fiscal 2017. The format is estimated to account for 30-35% of the organised retailing market.

E-commerce players gained share in the Indian market via a predatory pricing model. During the initial stages, most e-commerce players provided significant discounts, cash backs, festival sales, clearance sales, etc. to lure customers from the B&M channel. With reduction in funding in 2016 and 2017, not just discounts, but spending on marketing and discounting shrunk. Moreover, with the regulatory clampdown by the government on the e-commerce sector in 2019, discounts reduced further.

### Online retail share in overall retail



Source: CRISIL Research

The Department for Promotion of Industry and Internal trade clarification on foreign direct investment (FDI) policy by e-retailers restricted equity ownership by sellers, capped percentage procurement for sellers from e-marketplaces, and put curbs on marketplaces mandating exclusive partnership with brands or on providing favourable services to a few vendors.

With these policy changes initiated to create a level playing field for all sellers, discounts reduced, which is estimated to have resulted in slower growth of 23% in fiscal 2020 vis-à-vis 32% growth in fiscal 2019.

Consumption slowdown following Covid-19 impacted demand in fiscal 2021, with the first quarter feeling the brunt on account of ban on sale of non-essentials. The sector performed well during the festive season with demand coming in from Tier II and Tier III cities apart from metro and Tier I. With social distancing norms being in place and fear of spread of infection due to the pandemic, people preferred buying online. Thus, where most sectors witnessed de-growth during the fiscal, online retail is estimated to have witnessed growth, albeit at a slower pace of around 10-12% in fiscal 2021. E retail of essentials including food & grocery provided a significant impetus.

Moreover, the sector is estimated to have witnessed a healthy growth of 25-30% in fiscal 2022 on a low base of previous fiscal. Ban on sale of non-essentials for most part of the first quarter impacted demand to some extent. However, post that, the sector saw some revival. The festive season too brought cheer.

Going forward, players are expected to focus on customer convenience and their online experience rather than on only discounts. Entry of India's largest brick and mortar retailer Reliance Retail into the online channel will only intensify competition and benefit the customer and the industry. CRISIL Research projects online retail to clock 23-25% CAGR between fiscals 2022 and 2027.

### Online players venturing offline

Many e-commerce firms are going offline to connect with their customers. Amazon picked up a 5% stake in Shopper's Stop. Myntra opened its first physical retail store in March 2017 for its private label, Roadster, in Bengaluru. The firm plans to open 100 stores across cities for its other private labels by 2020. Online furniture marketplace Pepperfry decided to go offline with a 'concept store' in Hyderabad in June 2016. It currently has ~150 plus stores across 80 plus cities. Nykaa, a retailer of cosmetic and beauty products, which currently has 84 stores, is planning to increase the number of stores to 300 over the next five years.

Many of these firms creating an offline presence are not looking at it from a sales perspective, but from a pure-play experience perspective. For other firms, physical retail stores help them gain trust and showcase their finished goods before the delivery is done.

## Initiatives and emerging trends in B&M retail in India

- **Emergence of private labels:** Many established B&M organised retailers are also marketing household appliances under in-house brands to realise higher margins. Though these are priced lower compared with established brands, these private labels are yet to gain traction in the consumer durables space, as the average ticket size of many of the products is relatively high. This reflects there is still considerable preference for branded goods, especially in the case of white and brown goods. Also, the lack of expertise limits the provision of after-sales service for private labels. For the retailers, promoting private label products entails additional marketing cost as well. These reasons restrict the increase in share of private labels for these goods
- **Omni-channel strategy:** Many organised retailers are also exploring the online market through their e-retail portals to compete with established e-commerce players. Players are looking to integrate their multiple channels to provide customers a seamless experience across touchpoints. The benefits of omni-channel strategy are:
  - **Better buying experience:** An omni-channel strategy improves the customer buying experience and provides the customer with more channels to purchase. With the emergence of tech-savvy customers, retailers are providing customers the option to seamlessly switch or move between online and B&M store shopping. This also limits customers shifting from the B&M channel to online retail
  - **Greater synergy across departments and channels:** Connectivity across channels can provide better flexibility and comfort to customers. For e.g., a customer can check availability of a particular product, book the product online, and then pick it up from the nearest store, or return or exchange the product at another store
  - **Better customer data collection and analysis:** Multiple channels of communication can create several streams of information that retailers can use to understand the customer's needs. The analysis of the customer's buying habits can help improve customer segmentation, and, in turn, provide for better sales and marketing campaign and targeting
  - **Higher reach:** Having an online presence can help players expand reach, especially in tier III areas, where their presence is typically limited. Moreover, expansion can be achieved without incurring additional rental costs, which form a significant portion of the overall cost. It also provides additional comfort to customers from smaller micro-markets who have to travel to the nearest major city to purchase the products
  - **Higher cost efficiencies:** Omni-channel can help in better resource deployment and efficient inventory management, and lower overhead cost. With gradual scale-up of online channel sales, B&M players can optimise commercial premises (to serve as customer display centres), warehouse infrastructure, and distribution channels
  - **Higher profitability:** With improved efficiencies and lower rental costs, the omni-channel helps improve overall profitability and achieve better margins compared with pure-play B&M players
  - **Competitive edge over e-retail players:** B&M players can gain an advantage over e-retailers using omni-channel strategy, especially in large appliances, where e-retailers struggle due to high cost of serving customers. Moreover, it combines the benefit of touch-and-feel as well as the cost-optimisation model of e-commerce

However, the omni-channel strategy is at a nascent stage and its successful implementation remains a key monitorable.

## Stimulants and obstructions for organised B&M channel

### Stimulants

- Strong understanding of customer taste and preference, which enables appropriate stocking of products, and faster turnover of inventory. Regional retailers score over national brands on this count, since these have a better understanding of customer needs, buying habits and festivals
- Deep connect with customers by providing one-on-one advisory in-store. Also, authorised brand personnel help build trust for first-time as well as repeat buyers
- Better in-store shopping experience, which is a key differentiator for a customer choosing a retail channel, apart from product pricing
- Connecting the customer with the manufacturer in case of after-sales service requirement increases trust in the retailer and drives customers to the store
- Personalised promotional offers, making changes to the store layout to appeal to customers, and providing region-specific products and unique offers during festivals
- B&M retail provides an opportunity for customers to physically inspect the product, which is a critical purchasing component for high-priced items (above Rs 20,000)
- Compared with a single-shop retailer, organised players stock a higher variety and larger range of products. With rising awareness and changing consumer preferences, customers are demanding more choices
- B&M retail provides comfort to customers, in terms of the genuineness of products and understanding its operation, as well as in clarifying warranty and services details
- Installation and after-sales service is faster and more efficient in the case of purchase from B&M durable retailers
- Easy and instant zero-cost financing options available at 'point of sales' are also helping B&M retail outlets attract repeat customers

- Many online players are also venturing into the B&M business

### Obstructions

- Being a low-margin business, the organised B&M model can only be successful by churning higher sales volume and capturing considerable market share in the target location
- To corner a large market share, organised retailers need to undertake larger investment in real estate in prime locations, incur higher lease-rental expenses, invest in better store interiors, and maintain higher quantity of stock and product variety
- Buying of consumer durables mostly happens in region-specific festive seasons; this also poses unique challenges in terms of inventory management
- It is difficult for a multiple-brand store to command margins across brands. Also, there is always the difficulty of displaying all products under one roof
- Requirement of trained sales staff and rising salary costs have resulted in higher operating cost
- Organised B&M retailers face considerable competition from e-retail for small-sized, low-value items, such as mobile phones and basic laptops

### Key operating parameters for single-shop and organised electronics and consumer durable retailers

There is significant difference between unorganised and organised retail stores, in terms of size, average sales, and even gross margin.

	Single shop	Regional organised players	National organised players
Typical storage size (sq ft)	500-1000	6,000-8,000	10,000-12,000
Sales per sq ft per annum (Rs)	3,000-5,000	12,000-15,000	20,000-25,000
Gross margin	8-10%	12-15%	14-16%

Source: CRISIL Research

However, within the organised retail space, there is not much difference between the store size of regional and national retailers. Even the gross margin of both are comparable. This is because within a particular region/city, the number of units procured from the manufacturer/distributor are similar for both. Gross margin for an organised player for large consumer durable products, such as TVs, refrigerator, washing machine, etc., is typically 16-20%. The gross margin for mobiles and IT goods is typically 6-10%. Blended gross margin for regional players is lower at 12-15% compared with national players can earn 14-16% margin. Lower gross margins for regional players are therefore on account of relatively higher mix of mobile phones and IT devices in their sales compared with national players. Yet a few regional players with greater focus on large appliances earn higher gross margin compared with regional peers. Also, margins for Chinese/Indian brands are relatively higher compared with global brands, such as Apple, which only provide margins of 3-5%. Margins are 100-150 bps lower for regional players, given the lower procurement levels.

For single-shop retailers, though, gross margin is significantly less compared with regional or national players. This is because of lower bargaining power emanating from lower sales volume.

For all three formats, differences arise at the operating profit level. Ebitda (earnings before interest, taxes, depreciation, and amortisation) margin for some retailers is as high as 5-6%, while some are even making operating losses. Typically, Ebitda margin for organised retailers is 3-4%. The difference in profitability can be explained by the retailer's ability to maintain control on key cost items, such as discounts offered, employees, lease rentals, and selling and distribution costs. Some of the other key factors that help maintain profitability are better inventory and space management, so as to maximise revenue per sq ft, strong relationship with manufacturers/distributors (which helps in getting additional discounts that can be passed onto consumers), and trained staff enhancing the customer experience.

However, compared with verticals such as furnishing and fashion (apparel and footwear), gross margins of electronics and consumer durable retailers are much lower. The perishable food and grocery segment offer the lowest margin with highest investments.

	Grocery	Fashion	Electronics & consumer durable	Furnishing
Gross margin	8-10%	30-35%	12-15%	35-40%

## Key player profiles

### Reliance Retail

Reliance Retail operates a chain of convenience stores, supermarkets, and specialty and online stores and has a network of over 8000 Reliance Digital and Jio stores across India.

Under the Reliance Digital chain, the company offers a wide assortment of products over 200 national and international brands spanning audio and video products, digital cameras, durables like air conditioners, refrigerators, washing machines, microwave ovens, water purifiers, kitchen and home appliances, gaming consoles and games, computers, laptops, tablets and peripherals, and mobile and fixed-line instruments as well as a range of accessories and new-age gadgets across all major product categories.

### Croma

Croma is a brand of Infiniti Retail Ltd, a wholly owned subsidiary of Tata Sons, the holding company of the Tata Group. Launched in 2006, it is one of the earliest players in large format retail in India; now it also has an online presence. It offers products from over 200 brands across categories such as home appliances, kitchen appliances, televisions and accessories, phones and wearables, computers and tablets, audio and video, health and fitness, grooming and personal care, cameras and accessories, smart devices, gaming, zip services, etc. Croma also has its own label products, launched in 2008. The national player retails more than 6000 products across 195 stores across 40+ major cities of India.

### Vijay Sales

Vijay Sales started as a small TV showroom in Mumbai. Now, the chain has 120 stores spread across various cities in the western and northern regions of India and Andhra Pradesh in the southern region.

Established in 1967, Vijay Sales offers over 3,500 products across 11+ primary categories such as laptops and printers, mobiles and tablets, washing machines, televisions and entertainment, home appliances, cameras, kitchen appliances, personal care, and accessories. The company offers the convenience of offline as well online shopping to its customers.

### Electronics Mart India Ltd (EMIL)

EMIL started in 1980 as a proprietary concern with a consumer durable and electronics store in Hyderabad. EMIL is the fourth largest and one of the fastest-growing consumer durables and electronics retailers in India.

EMIL is a multi-brand consumer durable and electronics retailer dealing in home entertainment, mobiles, laptop, home appliances, camera, kitchen appliances, and personal care. EMIL operates multi-brand outlets under the Bajaj Electronics brand name. The company also operates exclusive brand outlets for various brands and a special format store for kitchen appliances called Kitchen Stories. IQ is an exclusive Apple Store-chain and Kitchen Stories is an experiential showroom which deals with luxury built-in kitchen appliance products across more than 100 brands, including a partnership with German brand Häcker Kitchens.

Currently, the chain of stores has 105 outlets comprising 93 multi-brand outlets and 12 exclusive brand outlets across more than 30 cities in Andhra Pradesh and Telangana.

### Comparative assessment and key success factors for organised electronic retailers

Large national and regional organised consumer durables B&M retailers in India have adopted mixed business practices, in terms of physical presence, online presence, and sales under their private labels.

### Comparative parameters of some key organised electronic retailers in India (fiscal 2021)

Parameter	Reliance Retail <sup>1</sup>	Croma	Vijay Sales	EMIL	Sathya	Sargam*	Girias	Aditya Vision	Adishwar	Viveks	Average
Revenue (CAGR FY16-21)	48.3%	12.7%	NA**	17.9%	15.6%	11%	5.3%	25.5%	(7.6) %	(20.3) %	12.0%
Revenue (Rs bn)	1316.9	53.5	36.7	32.0	9.9	9.2	7.8	7.5	2.6	1.7	
Type (national/regional)	N	N	N	R(S)	R(S)	R(N)	R(S)	R(E)	R(S)	R(S)	
No. of stores <sup>3</sup>	300+ <sup>2</sup>	195	121	105	157	15	104	70	70	34	



Parameter	Reliance Retail <sup>1</sup>	Croma	Vijay Sales	EMIL	Sathya	Sargam*	Girias	Aditya Vision	Adishwar	Viveks	Average
Per store revenue (Rs Mn)	NA <sup>4</sup>	274	303	305	61	NM	75	107	36	50	<b>150</b>
Online presence	Yes	Yes	Yes	Yes	Yes	No	Yes	Yes	Yes	Yes	
Own brand	Yes	Yes	Yes	No	No	No	No	No	No	Yes	
Presence across cities	100+	63	20	30+	40+	2	48	38	24	7	
Employee cost (% of sales)	0.9%	5.1%	3.4%	1.9%	4.2%	3.1%	5.6%	3.3%	7.7%	5.6%	<b>4.1%</b>
Operating margin # (%)	6.1%	0.8%	7.4%	6.4%	3.0%	2.8%	3.3%	5.6%	4.2%	0.8%	<b>4.0%</b>
PAT margin (%)	3.5%	(3.8) %	4.1%	1.8%	1.7%	0.7%	1.3%	3.3%	0.2%	(5.2) %	<b>0.8%</b>
Inventory days	36	53	61	59	59	57	68	102	123	67	<b>68.5</b>
Working capital days	10	(140)	(13)	(15)	13	27	89	21	53	(145)	<b>(10)</b>
ROCE	31.8	3.4	NA**	23.9	21.0	16.1	9.7	26.0	5.2	(18.1)	<b>13.2</b>
ROE	24.7	NM	99.3	11.9	30.4	9.5	6.4	43.5	0.9	16.2	<b>27.0</b>

Note: Data is based on company filings for FY21 and their websites as of September 2022; National player is defined as retailer with presence in more than seven states. All financials at a standalone level.

N: National, R: Regional; Region mentioned in the bracket; NA: Not available NM: Not meaningful

\*: Sargam fiscal 2021 data is not available on MCA, hence financials of fiscal 2020 have been used

#: Operating margin: Operating profit before depreciation, interest and taxes (OPBDIT)

\*\* : Only one year data is available

ROCE: 3 year moving average ROCE used

1 Refers to Reliance Retail; Reliance Digital- the consumer durable and electronics retailing business is a one segment of overall Reliance Retail operations

2 Refers to number of stores under Reliance Digital- the consumer durable and electronics retailing business

3 No of stores as reported on company website as on Sep 2, 2022

4 Comparable per store revenue not available due to lack of reporting of Reliance Digital revenues

Source: Company websites, MCA filings, CRISIL Research

#### Comparative parameters of some key organised electronic retailers in India (fiscal 2022)

Parameter	Reliance Retail <sup>1</sup>	Croma	EMIL	Aditya Vision
Revenue (Rs bn)	1694.0	82.1	43.5	9.0
Employee cost (% of sales)	0.9%	4.2%	1.8%	3.2%
Operating margin # (%)	6.1%	(1.4) %	6.7%	7.4%
PAT margin (%)	2.9%	(5.4) %	2.4%	4.1%
Inventory days	46	70	55	92
Working capital days	7	(29)	(15)	NA
ROCE	23.5	(17.4)	19.1	31.0
ROE	31.6	94.1	17.4	NA

#: Operating margin: Operating profit before depreciation, interest, and taxes (OPBDIT)

ROCE: 3 year moving average ROCE used

1 Refers to Reliance Retail; Reliance Digital- the consumer durable and electronics retailing business is a one segment of overall Reliance Retail operations

Source: Company websites, MCA filings, CRISIL Research

Based on the data captured in the above tables, following are the key observations:

- Reliance Retail, Aditya Vision, Sathya, and EMIL are among the top four fastest-growing retailers in the fiscal 2016-21 period
- Reliance Retail is the largest retailer in revenue terms, operating across segments such as grocery, fashion, jewellery, and others in addition to consumer appliances
  - Other players are focused on the consumer durables segment
- During fiscal 2021, EMIL's revenue per store was one of the highest in the pure-play consumer durables space
- In fiscal 2021, EMIL was the largest regional organised player in the south in terms of revenue, with dominance in Telangana and Andhra Pradesh
- EMIL had the second highest operating margin among its peers, after Vijay sales, in fiscal 2021. Vijay Sales, Reliance Retail, Aditya Vision and EMIL registered better post-tax profit margins as compared with peers during the year.



- Amongst the four players, Reliance, Croma, EMIL, Aditya Vision; Croma clocked the highest year on year growth of 53% followed by EMIL at 36% during fiscal 2022.

## Regulations in the retail sector

### Present FDI policy (2020)

Sector / activity	FDI cap	Entry route
Single-brand product retail trading	100%	Automatic
E-commerce	100%	Automatic
Cash and carry wholesale trading/ wholesale trading (including sourcing from MSEs)	100%	Automatic
Multi-brand retail trading	51%	Government

*MSEs: Micro and small enterprises; FDI: Foreign direct investment*

*Source: Consolidated FDI Policy 2020 Department for Promotion of Industry and Internal Trade*

### Easier sourcing norms for single-brand retail to boost investment, competition

While FDI of up to 100% was allowed under the automatic route in single-brand retail trade (SBRT) from January 2018, major brands highlighted concerns with regards to the 30% local sourcing norms. The FDI policy required 30% of the value of goods be procured from India if the SBRT entity has FDI of over 51%. As far as the local sourcing requirement went, it could be met as an average during the first five years, and, thereafter, annually towards its India operations.

However, under the new norms announced in August 2019, the government has relaxed the rule. It has now allowed all procurement made from India by the SBRT entity for the particular single-brand to be counted towards local sourcing, irrespective of whether the goods procured are sold in India or exported.

Further, the earlier policy provided that only that part of the global sourcing will be counted towards local sourcing requirement, which was over and above the previous year's value. Under the new policy, it has been now decided that the entire sourcing from India for global operations will be considered towards local sourcing requirement (and no incremental value). This will ease the operations for global players, and help India improve its manufacturing base.

The FDI policy on SBRT, which has been in operation since 2006, has received total FDI equity of \$1,636.24 million from April 2006 to April 2019. During the 2006-20 period, over 112 brands, including major brands such as Forever New, Armani, Marks & Spencer, Louis Vuitton, Fossil, IKEA, H&M, and Swarovski have obtained approval for SBRT activities. Of the 112 brands, most have preferred joint ventures (JVs) with Indian companies having 51% equity partnership; to be sure, most international single-brand retailers have entered India via JVs, franchisees, or distribution and license agreements owing to the stringent sourcing norms and to ensure better market understanding through the support of a local partner. However, IKEA, H&M and Swarovski have preferred the 100% FDI route.

With the easing of norms regarding local sourcing requirements, international single-brand retailers who were earlier not particularly enthused over entering the Indian market are likely to reconsider their decision. Further, those who are already present are expected to step up their investments. The impact of relaxation in this rule would be more pronounced in the apparel segment, since players in this category typically source the requirement for their global operations from India. Home decor, footwear and electronics segments are also expected to benefit.

Also, earlier, SBRT entities had to operate through B&M stores before retailing the brand through an e-commerce platform. However, in the amended policy, retailing through the online route can also be undertaken prior to opening B&M stores, subject to the condition that the entity opens B&M stores within two years from date of start of online retail. This will help new entrants reduce time to reach customers, save initial investment on real estate, and provide sufficient time for them to set up and stabilise their offline base.

### E-commerce segment

The Department of Industrial Policy & Promotion's (DIPP) clarification (issued in February 2019) on the FDI policy by e-retailers restricts equity ownership in sellers, caps the percentage procurement for sellers from e-marketplaces, and places curbs on exclusive partnerships with brands or provision of favourable services to a few vendors.

## Summary of impact of major policies

S.N.	Policy	Impact/ Way ahead	Intensity
1	No ownership over inventory Not more than 25% can be sourced from marketplace linked entities	<b>Impact</b> •Discounts to come down •Overall growth to come down by 10-15 percentage points •Electronics & apparel to be impacted most <b>Way ahead</b> •Large independent entities can be set up for sourcing goods from manufacturers in bulk and then selling to vendors on the platform •6-8 months needed to make necessary arrangements	
2	Group companies can't sell on platform	<b>Impact</b> •Currently around 30-35% of online sales are through group entities •Direct impact on sales <b>Way ahead</b> •More large vendors (twice or thrice than current level) will have to be added	
3	Marketplaces to not mandate exclusive tie-ups	<b>Impact</b> •No major impact <b>Way ahead</b> •What if brands want to sell on a particular platform •Brands can sell on different online platforms •Can sell major chunk online	
4	Services to all vendors should be provided in fair and non-discriminatory manner	<b>Impact</b> •End discounts may be similar <b>Way ahead</b> •Policy is ambiguous. •While level playing field is expected to be there in terms of end-product prices, other benefits might be there for large sellers. •Level of service provided-Will depend on performance and the attractiveness of vendors	 
5	Compliance report to RBI	<b>Impact</b> •Stringent implementation of guidelines <b>Way ahead</b> •Compliance cost will increase •Exact impact needs to be a key monitorable	
6	Seller details to be provided on website Delivery, Warrantee/ guarantee, customer satisfaction- Seller's responsibility	•No major impact	

Intensity- High Medium to high Medium Low

Source: CRISIL Research

E-commerce companies also need to fulfill certain other criteria before starting operations:

### Requirements for operating e-commerce websites in India

Any company that plans to start operating an e-commerce website in India needs to have a locally registered entity. Subsequently, the company is required to open an account at an NEFT-enabled branch of an Indian bank, so as to comply with the Reserve Bank of India's norms.

### FDI in e-commerce

The government has permitted 100% FDI in the marketplace format of e-commerce retailing with a view to attract more foreign investments. As per guidelines issued by the DIPP on FDI in e-commerce, FDI has not been allowed in the inventory-based model of e-commerce.

#### Guidelines for FDI in the e-commerce are:

- 100% FDI under the automatic route is permitted in the marketplace model of e-commerce
- FDI is not permitted in inventory-based model of e-commerce
  - **Inventory-based model of e-commerce** – Inventory-based model of e-commerce is an e-commerce activity where inventory of goods and services is owned by the e-commerce entity, and is sold to customers directly
  - **Marketplace-based model of e-commerce** – Marketplace-based model of e-commerce is setting up of an information technology platform by an e-commerce entity, which acts as a facilitator between buyers and sellers

#### Conditions of marketplace model are:

- The e-commerce entity is not permitted to generate more than 25% of sales through its marketplace from one vendor or its group companies

- **Impact** - Companies such as WS Retail for Flipkart and Cloudtail India for Amazon, which are also subsidiaries of their respective parent companies, are not able to execute more than 25% of sales, thereby binding the e-commerce players to spread across multiple independent vendors
- Goods/services made available for sale electronically on the website should clearly provide the name, address and other contact details of the seller. Post sales, delivery of goods, warranty/guarantee of goods, and customer satisfaction is the responsibility of the seller
  - **Impact** - Increases the risk of customer dissatisfaction as the e-commerce player will not be able to directly influence service quality
- E-commerce entities providing the marketplace are required to not directly or indirectly influence the sale price of goods or services, and maintain a level-playing field
  - **Impact** - Sellers can themselves provide only limited discounts, considering lack of funding for cash burns; hence, e-commerce players will have to shift focus towards user experience and other qualitative attributes to prevent customers from returning to B&M stores

## OUR BUSINESS

*Unless otherwise stated, references in this section to “we”, “our” or “us” (including in the context of any financial information) are to the Company along with its Subsidiaries, on a consolidated basis. To obtain a complete understanding of our Company and its business, prospective investors should read this section in conjunction with “Risk Factors”, “Industry Overview”, “Management’s Discussions and Analysis of Financial Condition and Results of Operations” and “Financial Information” on pages 27, 112, 274 and 217, respectively, as well as financial and other information contained in this Red Herring Prospectus as a whole. Additionally, please refer to “Definitions and Abbreviations” on page 5 for certain terms used in this section.*

*The industry information contained in this section is derived from the Company Commissioned CRISIL Report, as well as certain other publicly available sources. We engaged CRISIL Research, a division of CRISIL, in connection with the preparation of the Company Commissioned CRISIL Report on February 16, 2021 as amended by a letter dated August 30, 2022. Some of the information set out in this section, especially information with respect to our plans and strategies, contain forward-looking statements that involve risks and uncertainties. You should read the section titled “Forward Looking Statements” on page 19 for a discussion of the risks and uncertainties related to those statements and also the section titled “Risk Factors” on page 27 for a discussion of certain factors that may affect our business, financial condition or results of operations. We have included various operational and financial performance indicators in this Red Herring Prospectus, some of which may not be derived from our Restated Consolidated Financial Information or otherwise subjected to an examination, audit or review or any other services by our Statutory Auditor, or any other expert. The manner of calculation and presentation of some of the operational and financial performance indicators, and the assumptions and estimates used in such calculation, may vary from that used by other companies in India and other jurisdictions. Our financial year ends on March 31 of every year, so all references to a particular financial year are to the twelve-month period ended March 31 of that year.*

### Overview

We are the 4<sup>th</sup> largest and one of the fastest growing consumer durables and electronics retailers in India and as of Financial Year 2021, we are the largest regional organised player in the southern region in revenue terms with dominance in the states of Telangana and Andhra Pradesh (*Source: Company Commissioned CRISIL Report*). We commenced our business operations in 1980 and since then there has been a steady rise in our revenue from operations. We have been one of the fastest growing consumer durable & electronics retailers in India with a revenue CAGR of 17.90% from Financial Year 2016 to Financial Year 2021 (*Source: Company Commissioned CRISIL Report*). We have consistently demonstrated profitability with a robust operating performance. EMIL had the second highest operating margin amongst our peers in Fiscal Year 2021. (*Source: Company Commissioned CRISIL Report*). Our Company has achieved revenue from operations of ₹ 14,084.45 million for the three month period ended June 30, 2022. Our Company had achieved revenue from operations of ₹ 43,493.16 million for Financial Year 2022, ₹ 32,018.76 million in Financial Year 2021 and ₹ 31,724.77 million in Financial Year 2020, representing 35.84 %, year-on-year growth and 0.93% year-on-year growth Financial Year 2022 and Financial Year 2021, respectively. As on August 31, 2022, our Company had 112 stores across 36 cities / urban agglomerates with a retail business area of 1.12 million sq. ft.

We have built a longstanding market presence with more than three decades of experience having commenced our business operations as a proprietary concern by setting up our first consumer durable and electronic retail store at Hyderabad. We converted the erstwhile sole proprietorship into a partnership firm under the name of ‘M/s Bajaj Electronics’ pursuant to a partnership deed dated March 25, 2011 and subsequently converted the partnership firm into a public limited company under the Companies Act, 2013 with the name ‘Electronics Mart India Limited’.

We offer a diversified range of products with focus on large appliances (air conditioners, televisions, washing machines and refrigerators), mobiles and small appliances, IT and others. Our offering includes more than 6,000 SKUs across product categories from more than 70 consumer durable and electronic brands.

Our business model is a mix of ownership and lease rental model, as we focus to secure retail spaces which ensures high visibility and easy accessibility to customers. Under the ownership model, we own the underlying property including the land and building and in lease rental model, we enter into a long-term lease arrangement with the property owner(s). As of August 31, 2022, out of the total 112 stores we operate, 11 stores are owned, 93 stores

are under long-term lease rental model and eight stores are partly owned and partly leased.

Despite the ongoing COVID-19 pandemic, we have continued to expand our store network. Since April 1, 2022, we opened nine stores in our clusters of operations. We have been steadily increasing our market reach to cover 14 cities in Andhra Pradesh, 20 cities in Telangana and two cities in the NCR region, as on August 31, 2022, by setting up new consumer durable and electronic retail stores and venturing into diverse and specialized product categories. We have expanded our business operations based on high potential locations and created a market presence in the tier-I and tier-II cities in Andhra Pradesh, Telangana and NCR. Between April 1, 2021 and August 31, 2022, we have set up four stores in Andhra Pradesh, eight stores in Telangana and eight stores in NCR. We have consistently increased our retail business area over the last three Financial Years from 0.76 million sq. ft in Financial Year 2020, to 0.94 million sq. ft. in Financial Year 2021, to 1.04 million sq. ft. in Financial Year 2022 and to 1.12 million sq. ft. as on August 31, 2022

We focus on deepening our presence in the regions we operate in before venturing into new markets which has led us to establish brand presence in Telangana and Andhra Pradesh markets. This enables the target customers to identify with our brand as well as with our product portfolio and aids our understanding of the market segment and the customer demand preference. We believe that this approach also enables us to achieve significant market share and dominance in the markets we operate. We plan to continue to deepen our store network in Andhra Pradesh & Telangana; and also, gradually plan to expand our network in the NCR region in pursuing our defined cluster-focused expansion strategy.

We operate our business activities across three channels of retail, wholesale and e-commerce.

**Retail:** With the object of providing comprehensive electronic solutions, our Company has set up diverse consumer durable and electronic retail stores arraying multifarious as well as specialized electronic products. As of August 31, 2022, out of 112 stores, 100 stores are Multi Brand Outlets (“MBOs”) and 12 stores are Exclusive Brand Outlets (“EBOs”). We operate 89 MBOs under the name “Bajaj Electronics” in Andhra and Telangana, eight MBO under the name of “Electronics Mart” in the NCR region, two specialized stores under the name “Kitchen Stories” which caters to the kitchen specific demands of our customers and one specialised store format under the name “Audio&Beyond” focusing on high end home audio and home automation solutions. The revenue from our retail channel was ₹ 12,766.97 million, ₹ 39,581.07 million, ₹ 29,312.84 million and ₹ 28,991.35 million which represented 90.65%, 91.01%, 91.55% and 91.38%, of the revenue from operations, respectively, for the three month period ended June 30, 2022, Financial Year 2022, Financial Year 2021 and Financial Year 2020, respectively.

Our MBOs endeavor to offer our customers with a comprehensive, distinctive and convenient shopping experience similar to a retail mall, by arraying a wide range of electronic products under one roof and providing one-stop-shop solutions for all their electronic needs. Our local market knowledge, careful product assortment, supply chain efficiencies coupled with efficient customer services has enabled us in providing our customers with electronic products at competitive prices and a wide range of products to shop from and hand-pick the product best suited to their needs. As on August 31, 2022, 100 MBOs were operative, having an average store area of 10,876 sq feet per store.

Owing to our longstanding market presence, we have been able to enter into arrangements with our reputed electronic brand partners to operate and manage EBOs showcasing products manufactured by our brand partners, thereby providing one-stop solution for all specialised and specific brand related needs of our customers. As on August 31 2022, we operate and manage 12 EBOs for our brand partners, which are located in Telangana and Andhra Pradesh including two for LG Electronics, having an average store area of 3,061 sq feet per store.

**Wholesale:** We are also engaged in the wholesale business of consumer durables, where we supply products to single shop retailers in Andhra Pradesh and Telangana regions. The revenue from our wholesale channel was ₹ 202.21 million , ₹ 642.35 million, ₹ 530.53 million and ₹ 505.22 million which represented 1.44%, 1.48%, 1.66% and 1.59% of the revenue from operations, respectively for the three month period ended June 30, 2022, Financial Year 2022, Financial Year 2021 and Financial Year 2020, respectively.

**E-Commerce:** In 2017, we diversified our operations by venturing into the e-commerce space through our website. Our e-commerce website currently functions as a catalogue for the products we retail at our stores. We further expanded our e-commerce operations in 2019 by associating with the largest domestic and international players of the e-commerce market thereby expanding our business reach from brick-and-mortar retail stores to e-commerce platforms. The revenue from our e-commerce channel was ₹ 154.56 million, ₹ 399.59 million, ₹ 444.57

million and ₹ 280.11 million which represented 1.10%, 0.92%, 1.39% and 0.88%, of the revenue from operations, respectively for the three month period ended June 30, 2022, Financial Year 2022, Financial Year 2021 and Financial Year 2020, respectively.

We believe that our quality of service and efficiency in managing and operating our electronic retail business have enabled us to maintain business relationships with our brand partners, and resultantly, we have been bestowed with certain awards and titles by our brand partners such as, “*Loans Champion*” by Redington and Ingram Micro, “*AirPods Champion*” by Redington and Ingram Micro “*Mac Champion*” by Redington and Ingram Micro, “*Certificate of Appreciation*” for exemplary sales contribution by Samsung, “*Best Electronics Retail Chain*” by Radio City, “*Best Business Performance Q1-2022*” by Samsung, “*Pride of Telangana- Achiever*” in the Retail Category 2021 by Round Table India and “*Diamond- 2021*” by Oppo Premier Club, “*President’s Club- 2021*” by Samsung and “*Certificate of Recognition*” towards Samsung mobile business by Samsung in 2021, “*Most promising channel partner – Dispensers*” in 2020, “*Best Business Partner Excellence Award*” and “*Best Business Partner Excellence Award-2019*” and “*Best Contribution-2019*” by VIVO in 2019, “*Highest Sales - Retail Chain*” to our Hyderabad Branch in 2019, “*Remarkable Contribution Award*” in 2019, “*Highest RA Sales (Regional Retail) Award*” to our Hyderabad branch in 2018, “*Outstanding Performer (Air Coolers)*” in 2017 and “*Best Air Conditioner Partner*” in 2012. For further details, please refer to the chapter titled “*History and Certain Corporate Matters*” on page 185 of this Red Herring Prospectus.

Our Company is currently associated with more than 70 electronic brands and has a long-standing relationship of more than 15 years with a certain number of brands which operate in product categories such as large appliances, mobiles, small appliances, IT and others.

We classify the products offered by our consumer durable and electronic retail stores under the following categories:

- *Large appliances:* This category includes refrigerators, televisions, air conditioners and washing machines. In Financial Years 2020, 2021, 2022 and the three month period ended June 30, 2022, this category constituted 55.91%, 54.50%, 50.42% and 53.81%, respectively, of our sale of products – consumer electronics and durables. We retail large appliance products from leading brands including LG, Panasonic, Philips, Sony, Godrej, IFB, Daikin, Symphony and Voltas among others.
- *Mobiles:* This category includes mobile phones, tablets, smart watches and fitness trackers. We started this category in 2011, and it is the fastest growing product category of our Company in the last three Financial Years. In Financial Years 2020, 2021, 2022 and the three month period ended June 30, 2022, this category constituted 34.18%, 34.04%, 34.35% and 30.76%, respectively, of our sale of products – consumer electronics and durables. We retail mobiles from leading brands including Oppo, One Plus and Vivo among others.
- *Small appliances, IT and others:* This category includes items that typically compliment the above-mentioned products, laptops, personal computers, printers, cables, screen guards, headphones, bluetooth speakers, coolers, geysers, ceiling fans, personal care devices and kitchen appliances such as kitchen hobs, chimneys, water purifiers and other allied appliances. In Financial Years 2020, 2021, 2022 and the three month period ended June 30, 2022, this category constituted 9.91%, 11.46%, 15.23% and 15.43% respectively, of our sale of products – consumer electronics and durables. We retail small appliances, IT and other products from leading brands including Dell, Sony, AO Smith, Ariston Thermo, Butterfly, Miele, Preethi, Havells, Kaff, Orient, Liebherr and Franke Faber among others.

In order to make our products affordable and to expand our market reach, we offer a number of financing solutions to our customers. We have entered into arrangements with our financing partners which allows us offer financing solutions in the form of low cost or zero cost EMIs to our customers.

In order to create our brand presence and to create awareness of our product portfolio and stores, we engage in various marketing and promotional campaigns. Our key marketing initiatives are summarised below:

- a) The business of our Company is seasonal in nature and experiences two major seasons, the Indian festival season and the summer season. It is crucial for our business operations that we capitalise the market opportunities offered in these seasons and therefore, we market and advertise mostly in prominent media about our products and the prevailing offers on them.

- b) We also invest in marketing activities specific to certain days/ events by advertising our products and stores in multiple channels for a shorter duration.
- c) We consider our store launches as the most prominent time to capture the attention of our local customer base and to further this strategy, we use various advertising channels to reach out to them.
- d) We organise marketing events during Indian festivals like Dusshera and Diwali by organising a contest under the name '*India's Biggest Festive Offer*' in which a customer can win cash prizes up to ₹ 10 million and small passenger cars. During this contest, we provide our customers with offers where they can enter into a lucky draw. We often invite a celebrity or a publicly known personality to draw the name of the winner from the dropbox.

Our expenses in relation to advertisement expenses, business promotion expenses and sales promotion expenses were ₹ 500.25 million, ₹ 1,403.39 million, ₹ 961.43 million and ₹ 1,195.23 million which represented 63.96%, 62.88%, 56.81% and 64.96% of our total other expenses for the three month period ended June 30, 2022, Fiscals 2022, 2021 and 2020, respectively. The quality of our products and our associations with renowned brand partners is also a key marketing technique. We believe that our innovative marketing techniques acts as a driving force for our growth and building our brand name in the market.

Our sourcing capability, efficient logistics network and robust technological infrastructure have enabled us to deliver on our value retailing promise and create a brand presence among our customers and brand partners. As one of the leading electronic retail players, our core competencies lie in our efficient inventory management which complements our logistics network. In order to manage and track our inventory, we periodically monitor our stock levels with the help of modern software installed in our warehouses which enables us to maintain optimal levels of inventory and ensures smooth functioning of our consumer durable and electronic retail stores.

We have a long-term relationship with various major brands, supplying consumer durables, electronics, mobile & IT equipment. Most of our purchases are directly from the Original Equipment Manufacturers (OEMs) on either advance payment terms or cash on delivery terms, which puts our Company on a strong platform that enables better price and delivery terms. Our procurement function for the Andhra Pradesh cluster is centralized at our regional office in Vijayawada, where the market demand for various products and customer responses to the new products launched by brands is closely monitored. Based on a critical analysis of the customers, we place orders for various products from time to time. Our sales and inventory levels are captured in the ERP system, which assists the management's decisions on the procurement planning.

We use scalable technology including integrated ERP systems to maintain and improve operational efficiencies in procurement, sales and inventory management as well as other administrative functions. Our technological systems enable us to identify and react to changes in customer preferences and consequently align our inventory levels to such preferences. Our technological systems aid us in effectively and uniformly monitoring and managing the performance of each of our stores and providing logistical support to ensure that our product portfolio remain updated and our delivery is timely and effective.

The COVID-19 pandemic had significantly impacted the consumer durable and electronic retail industry as the customers were unable to visit our stores. Our stores operations were shut either fully or partially by lockdown restrictions, during the months from April 2020 till September 2020 in Financial Year 2021 and partially shut during the months of April 2021, May 2021 and June 2021 in Financial Year 2022, which impacted our business and revenue from operations. The partial shutting down of stores was due to the Central and State Governments imposing restrictions mandating early closure of our stores, leading to business interruption. Even though the consumer durable and electronic retail industry experienced a slowdown due to COVID-19 related restrictions, our Company continued to open 42 stores since the announcement of lockdown by the Government of India, across our existing clusters and have been able to expand our reach, thereby reinforcing our market position and brand strength. Out of the 42 stores, 20 MBOs and three EBOs were opened in Telangana, 10 MBOs and one EBO was opened in Andhra Pradesh and eight MBOs were opened in NCR.

## **Our key performance indicators**

### *Operational performance indicators*

Parameter	Financial Year 2020	Financial Year 2021	Financial Year 2022	Three-month period ended June 30, 2022
<b>New stores opened:</b>				
a) MBO	11	19	10	5
b) EBO	1	3	1	-
Cumulative number of stores	71	93	103**	108***
Total number of bill cuts from Retail Stores (net of sales return)	1,488,098	1,447,659	1,810,527	553,225
Average ticket size (Net retail sales divided by Total number of bill cuts from Retail Stores (net of sales return))	₹ 19,482	₹ 20,248	₹ 21,862	₹ 23,077
Same Store Growth rate for MBOs*	(0.70)%	(9.80)%	23.37%	NA
Summer season sales (Apr to Jun) (₹ in millions)	8,119.20	4,405.17	8,613.01	12,973.43
Festive season sales (Sep to Nov) (₹ in millions)	8,561.09	9,746.90	11,533.62	NA

\* New format MBOs & EBOs, which have been converted from older formats or EBOs are considered for Same Store Growth as per the conversion date. Closed / converted formats are excluded for comparability.

\*\* While the total number of new stores opened in FY 2022 was 11 store, one MBO store was shut down in FY22 hence the total cumulative number of stores stands at 103.

\*\*\* From July 1, 2022 to August 31, 2022, the Company has opened four MBOs taking the total store count to 112 as on August 31, 2022.

#### Financial performance indicators

Parameter	Financial Year 2020	Financial Year 2021	Financial Year 2022	Three-month period ended June 30, 2022
Total income (in ₹ million)	31,790.17	32,073.68	43,530.71	14,102.46
Total revenue from operations (in ₹ million)	31,724.77	32,018.76	43,493.16	14,084.45
Net retail sales (in ₹ million)	28,991.35	29,312.84	39,581.07	12,766.97
Net retail sales per store (in ₹ million)	408.33	315.19	384.28	118.21*
CAGR Revenue from Operations (Financial Year 2020 – Financial Year 2022)	NA	NA	17.09%	NA
Growth rate of Revenue from Operations (year-on-year)	NA	0.93%	35.84%	NA
Profit after tax (in ₹ million)	816.08	586.21	1,038.91	406.58
Inventory days	54	63	60	36 <sup>#</sup>
Fixed asset turnover ratio	14.85	12.15	14.64	3.69*
EBITDA (in ₹ million)	2,276.41	2,038.81	2,919.38	970.42
EBITDA Margins (in %)	7.18	6.37	6.71	6.89
Return on Equity (in %)	18.84	11.92	17.42	6.37*
Return on Capital Employed (in %)	20.28	14.35	18.87	6.95*

\* Calculations based on financial performance for the three month period ended June 30, 2022 and is not comparable to historical information provided alongside

<sup>#</sup> Inventory Days calculated based on quarter convention - 91 days (365/4 days)



## Revenue indicator

Parameter	Financial Year 2020	Financial Year 2021	Financial Year 2022	Three-month period ended June 30, 2022
Retail Business Area (in million sq.ft.)	0.76	0.94	1.04	1.09*
Revenue from retail sales per Retail Business Area sq.ft. (in ₹)	37,912	31,167	38,010	11,734

\* Retail Business Area has increased from 1.09 million sq. ft. as on June 30, 2022 to 1.12 million sq. ft as on August 31, 2022.

Our EBITDA was ₹ 2,276.41 million, ₹ 2,038.81 million, ₹ 2,919.38 million and ₹ 970.42 million for the Financial Years ended 2020, 2021, 2022 and the three-month period ended June 30, 2022, respectively. Our EBITDA Margin (EBITDA as a percentage of our revenue from operations) was 7.18%, 6.37%, 6.71% and 6.89% for the Financial Years ended 2020, 2021, 2022 and the three month period ended June 30, 2022, respectively. We have recorded a growth in revenue from operations of 35.84% and 0.93% in Financial Year 2022 and Financial Year 2021, respectively.

As of Financial Year 2021, we had the highest turnover in the Southern region as compared to other dominant players in South. We had the second highest operating margin amongst our peers in Fiscal Year 2021. (Source: Company Commissioned CRISIL Report).

## Our Strengths

- **We are the 4<sup>th</sup> largest consumer durable and electronics retailer in India with a leadership position in South India. Our scale of operations along with our long-standing relationship with leading consumer brands enables us to procure products at competitive rates**

As of August 31, 2022, we operate and manage 112 stores with a retail business area of 1.12 million sq. ft., located across 36 cities/urban agglomerates. Our Company was able to achieve revenue from operations of ₹ 14,084.45 million and ₹ 43,493.16 million for three month period ended June 30, 2022 and for the Financial Year ended 2022, respectively. As of Financial Year 2021, we are the largest player in the Southern region in revenue terms with dominance in the states of Telangana and Andhra Pradesh. We are the 4<sup>th</sup> largest and one of the fastest growing consumer durable and electronics retailer in India. (Source: Company Commissioned CRISIL Report).

We have built a history of collaboration with reputed electronic brands that have helped us expand our service offerings. Our Company is currently associated with more than 70 electronic brands and has a long-standing relationship of more than 15 years with a certain number of brands which operate in product categories such as large appliances, mobiles, small appliances, IT and others. We believe that we enjoy a reputation of trust and reliability with these electronic brands and work closely with them. On account of these relationships and our reputation, we have been able to grow in the domestic market and consistently expand our product portfolio.

We continue to strengthen these relationships by entering into long-term contracts and through strategic alliances with them. Long-term contracts help us plan our capital expenditure, enhance our ability to benefit from increasing economies of scale with stronger purchasing power and a lower overall cost base, thereby maintaining a competitive cost structure to achieve sustainable growth and profitability. We believe that our strong focus on understanding and delivering on customer needs, operating a non-conflicting business model and investing in relationships to create value for our customers has helped us maintain and grow our key relationships over the years.

There has been a steady increase in the revenues earned by our Company through our association with our brand partners across our product categories. A breakup of the revenues earned by our Company in the preceding three Financial Years and for the three month period ended June 30, 2022 through our brand partners functioning in various product categories has been provided below:

(₹ in million)

S. No	Product Category	Financial Year 2020	Financial Year 2021	Financial Year 2022	Three-month period ended June 30, 2022
1	Large appliances	16,649.25	16,507.60	20,481.79	7,062.25
2	Mobiles	10,177.60	10,310.08	13,952.73	4,036.90
3	Small appliances, IT and others	2,949.83	3,470.26	6,188.50	2,024.59
	<b>Sale of Products – Consumer Electronics &amp; Durables</b>	<b>29,776.68</b>	<b>30,287.94</b>	<b>40,623.01</b>	<b>13,123.74</b>

We believe that our steady brand presence and widespread customer outreach coupled with reduced cost of business operations enables us to achieve a diverse as well as stable customer base and earn better margins to achieve cost competitiveness in the consumer durable retail market.

We also started offering products with consumer financing options in the Financial Year 2009. We believe our easy consumer financing channel, leads to a lesser sensitivity of customers towards price and enables us to increase our average selling price. We believe, our Company is efficiently utilising the consumer financing channel to boost sales and customer loyalty across stores. We also continue to invest in technological integrations with the financing companies to achieve process integrations to reduce the time for realization of payments.

The Company also offers consumer financing options via credit and debit card EMI and also with a few fintech companies.

- ***We are one of the fastest growing consumer durable and electronics retailer with consistent track record of growth and industry leading profitability.***

We have been one of the fastest growing consumer durable and electronics retailer in India with Revenue CAGR of 17.90% from Financial Year 2016 to Financial Year 2021 (*Source: Company Commissioned CRISIL Report*). Our Company's core competency lies in understanding the aspirations and demands of our customers and meeting their demand with our concept of value retailing.

With more than three decades of experience and successful growth, we have grown steadily in the recent years and expanded our store network from 71 in Financial Year 2020 to 112 stores as of August 31, 2022, while our retail business area grew from 0.76 million sq. ft in Financial Year 2020, to 0.94 million sq. ft. in Financial Year 2021, to 1.04 million sq. ft. in Financial Year 2022 to 1.12 million sq. ft. as on August 31, 2022. Our total bill cuts, increased from 1.49 million in Financial Year 2020 and 1.45 million in Financial Year 2021 to 1.81 million in Financial Year 2022 to 0.55 million for the three month period ended June 30, 2022, respectively.

We have registered same store growth rate of (0.70)%, (9.80)% and 23.37% for Financial Years 2020, 2021 and 2022, respectively. As on August 31, 2022, 49 stores from a total of 112 stores are less than three years old.

**The store vintage can be detailed as under:**

Year	Financial Year 2020	Financial Year 2021	Financial Year 2022	As on August 31, 2022
<1	12	22	11	14
1-3	22	20	34	35
3-5	13	18	22	17
>5	24	33	36	46
<b>Total</b>	<b>71</b>	<b>93</b>	<b>103</b>	<b>112</b>

We have a consistent track record of revenue growth and profitability. Despite the ongoing Covid pandemic and our stores being non-operational & partially operational during different phases of the lockdown our revenue from operations grew at a compounded annual growth rate (CAGR) of 17.09% from ₹ 31,724.77 million in Financial Year 2020 to ₹ 43,493.16 million in Financial Year 2022.

We had the second highest operating margin amongst our peers in Fiscal Year 2021. (*Source: Company*

*Commissioned CRISIL Report*). Our EBITDA margins stood at, 7.18%, 6.37%, 6.71% and 6.89% for Financial Year 2020, Financial Year 2021, Financial Year 2022 and the three-month period ended June 30, 2022, respectively. We reported a profit available to the shareholders of ₹ 816.08 million, ₹ 586.21 million, ₹ 1,038.91 million and ₹ 406.58 million in Financial Years 2020, 2021, 2022 and the three-month period ended June 30, 2022, respectively.

We have generated strong cash flows from our operations which has enabled us to further invest in our business. The total cash from operations was ₹ 360.06 million, ₹ 640.14 million, ₹ 1,215.99 million and ₹ 2,830.32 million in Financial Year 2020, Financial Year 2021, Financial Year 2022 and the three-month period ended June 30, 2022, respectively.

Our liquidity position enables us to consistently pay our suppliers on or before the due date, allowing us to benefit from supplier discounts.

Our Company follows an efficient hierarchy structure, crafted with the sole intention of reducing bottlenecks and multiple reporting heads, which enables us to market and sell our products in a timely and coordinated manner.

We believe that our local market knowledge, supply chain efficiencies and effective inventory management has also enabled us to attain higher cost competitiveness and consistent profitability.

- ***Increasing market presence and geographic reach with cluster-based expansion.***

Our business has grown steadily in the recent years, primarily through expansion of our store network. As of August 31, 2022, we operate 112 stores in 36 cities/urban agglomerates of which 104 stores are concentrated in Andhra Pradesh and Telangana and eight stores in NCR. Key highlights of our expansion in the last three Financial Years, are set out below:

Parameter	Financial Year 2020	Financial Year 2021	Financial Year 2022	As on June 30, 2022
New stores opened	12	22	11	5
Cumulative number of stores	71	93	103	108
Retail Business Area (in million sq.ft.)	0.76	0.94	1.04	1.09
Revenue from Sales per Retail Business Area sq.ft. (in ₹)	37,912	31,167	38,010	11,734

We started our business operations by setting up our first consumer durable and electronic retail store in Hyderabad. We opened stores to deepen our reach in the Hyderabad market and gradually opened stores in Tier-II and Tier-III cities in Telangana and Andhra Pradesh. As of Financial Year 2021, we are the largest player in the Southern region in revenue terms with dominance in the states of Telangana and Andhra Pradesh. We had the second highest operating margin amongst our peers in Fiscal Year 2021. (*Source: Company Commissioned CRISIL Report*).

(₹ in million)

Cluster	Financial Year 2020	Financial Year 2021	Financial Year 2022	Three-month period ended June 30, 2022
Andhra Pradesh	2,428.67	3,363.93	4,727.26	1,619.68
Telangana	26,562.68	25,948.91	34,853.81	11,086.63
NCR	-	-	-	60.66
<b>Net retail sales (in ₹ million)</b>	<b>28,991.35</b>	<b>29,312.84</b>	<b>39,581.07</b>	<b>12,766.97</b>

Our expansion and increased market presence is based on our cluster-based approach, wherein we expand our network in a particular market, till we reach substantial depth & scale. In the process of opening new stores, we give emphasis on identifying 'growth pockets', by taking into account various factors, including population density, proximity and performance of competitors, customer and vehicular traffic, customer accessibility, potential growth of the local population and economy, area development potential, future development trends, estimated spending power of the population and local economy and payback period, estimated on the basis of expected sales potential, strategic benefits, and store site characteristics.

- Formation of clusters, of stores and warehouses in Andhra Pradesh, Telangana and Hyderabad we are able to identify the target customers and understand their needs, demands, preferences, which in turn helps us to align our stores, product offerings and marketing strategies with their preferences.
- Owing to this approach we have been able to cater to the demands of our target customers and establish our brand presence in a designated region

Such clusters lead to effective penetration in underserved markets and concentrated brand visibility due to focused implementation of marketing and advertising initiatives.

- ***Our business model provides operational flexibility to create long term sustainable footprint.***

We operate with a mix of ownership and lease rental model. In order to optimise our profitability, maintain our operational flexibility and ensure that our stores continue to be located in densely populated neighbourhoods and residential locations, we have a flexible strategy of owning or leasing our premises according to availability, cost and other considerations.

Our endeavour is to build reliable long-lasting relationships with the customers residing in a given area, therefore following the store ownership model or long-term lease rental model, ensures permanency and brand recognition in designated areas.

Our ability to find suitable locations on high-street areas and shopping hubs at low lease rentals per sq. ft., has resulted in reduced operational costs, which enables us to achieve higher profitability, which in turn allows us to offer products at attractive pricing. As of August 31, 2022, out of our total 112 consumer durable and electronic retail stores, 93 retail stores have been taken on lease by our Company and 11 retail stores are owned by us and eight retail stores are partly owned and partly leased.

We give emphasis on identifying ‘growth pockets’ – places in major cities where addressable population density is high. We follow an extremely meticulous approach in choice of locations - Partial investment in refurbishment of the locations allows the management to keep the rentals & subsequent annual hikes low

As on August 31, 2022, 100 MBOs were operative, having at an average store area of 10,876 sq. feet per store. Comprehensive display of products to provide large number of options to prospective customers across brands & price range.

- ***Diversified product offering & optimal product assortment leveraging our deep knowledge and understanding of regional markets***

We offer our customers a wide product range across multiple categories, brands, price points to ensure that our customers have range of product options to choose from and is able to make the value buy decision. We focus on providing a competitive product range for the leading brands at our store.

We strive to ensure that the latest models & new product launches are available in our stores. Based on our geographic and demographic analysis, we decide the product mix which is to be offered by our stores to cater to our customer preferences, demands and trends. We classify our products internally into three broad categories viz., large appliances, mobiles, and small appliances, IT and others. This internal Concept Classification is very critical and helpful from the supply chain perspective and ensures the right product reaches the right store and targeted group of customers. A product-wise revenue break up for the preceding three Financial Years and three month period ended June 30, 2022 has been provided below:

(₹ in million)

S. No.	Product category	Financial Year 2020	Financial Year 2021	Financial Year 2022	Three month period ended June 30, 2022
1.	Large appliances	16,649.25	16,507.60	20,481.79	7,062.25
2.	Mobiles	10,177.60	10,310.08	13,952.73	4,036.90
3.	Small appliances, IT and others	2,949.83	3,470.26	6,188.50	2,024.59
	<b>Sale of Products – Consumer Electronics &amp; Durables</b>	<b>29,776.68</b>	<b>30,287.94</b>	<b>40,623.01</b>	<b>13,123.74</b>

We sell more than 6,000 SKUs for our varied product categories. We use our understanding of the regions to customise our product assortment keeping in mind local demands and preferences. Our stores offer our customers a comprehensive, distinctive and convenient shopping experience similar to a retail mall which enables us to showcase a wide range of electronic products of varied brands and price ranges under one roof, thereby offering one-stop-solution to all the electronic needs of our existing and prospective customers. Our customised product assortment and comprehensive product portfolio enables us to achieve better visibility, brand recognition, deeper market penetration and increased customer base.

We provide a complete and unique shopping experience to our customers, by either showcasing a wide range of electronic products under one roof in our MBO model or providing a specialized brand experience with EBOs.

- ***Strategically located logistics and warehousing facilities backed by stringent inventory management using IT systems***

Our strategically located warehousing facilities enable us to fulfil our promise of timely delivery at cost competitive prices. We operate through a combination of large centrally located warehousing facilities which are backed by individual storage areas at store level.

Our company operates nine large warehouses with an average area of 28,114 sq ft. We have six large warehouses in Hyderabad to cater to the Telangana region, one central warehouse in Vijayawada to cater for the Andhra Pradesh region and two warehouses in NCR to cater to the NCR region. Further, our Company also has several individual storage areas of varying sizes to cater to individual stores or a group of stores. Our core strength lies in our ability to effectively manage inventory levels across our large warehouses and individual storage areas and store level display inventory, which is the backbone of our supply chain and supports our consumer durable and electronic retail store network

Our network of multiple store level storage areas enables us to deliver products to our customers within a reasonable time period.

Our wide-spread supplier network and warehousing facilities located within the reach of our consumer durable and electronic retail stores has also allowed us to provide products at cost competitive prices due to the reduced procurement and transportation costs. Our sourcing capability, efficient logistics network and robust technological infrastructure have enabled us to deliver on our value retailing promise and create a brand presence among our customers and brand partners. We have an extensive network of suppliers and more than 80% of the volume of our procurement is from OEMS, which enables us to efficiently source our products and minimise our procurement costs.

Our robust information technology systems, supplier network and tracking systems enable us to send updates to our customers on the status of their orders on a real time basis along with the contact details of the concerned personnel assigned for the delivery of the products. Further, our stores utilise a computerised inventory management system, which allows us to track the inventory level and movement of our SKUs on a daily basis. Our inventory management system also records specific information in respect of our inventory, such as stock description, merchandise mix and positioning, prices and sales, on an individual store basis. As the inventory management systems of all our stores are synchronised with our distribution centres and offices, we are able to share such information and data on a periodic basis, thereby allowing us to control our inventories effectively across each of our stores. Our supply chain ensures that goods are dispatched in the appropriate quantities and times to reach our stores. We closely monitor our inventory levels to ensure that our inventories are fresh by adopting a first-in, first-out policy for all our merchandise. Our robust technology system and supply chain efficiencies enable us to provide time efficient and quality services to our customers.

We have also benefitted from our understanding of local needs and our ability to respond quickly to changing consumer preferences. This has been achieved in part due to our advanced technology adopted in procurement, sales and inventory management. We use the ERP and POS systems from leading industry software providers for such functions. Our technological systems are our core strength as they enable us to identify and quickly react to changes in customer preferences and consequently align our inventory to such preferences by adjusting our products available, brands procured, stock levels and pricing in each of our stores. Our technological systems aid us in effectively and uniformly monitoring and managing the performance of each of our stores and providing logistical support to ensure that our product portfolio remain updated and our delivery is timely and effective.

Our technological systems have been designed keeping in mind our specific business needs with a wide range of data management tools, which support key aspects of our business, including procurement, sales and inventory management across all our stores on a daily basis. Our technological systems also support our cash management, in-store systems, logistics systems, human resources and other administrative functions. Together with our supply chain management systems, our internal controls enable us to minimise occurrence of interruptions such as product shortage and pilferage and help us operate efficiently and productively with minimal disruptions in our day-to-day operations.

- ***Robust customer service support, timely delivery & installation support***

We have well trained in-house floor managers and section managers' sales teams who they are assigned to and also speak the regional language which helps in establishing connect with the customers. We also strive to achieve customer satisfaction by providing after sales support with the help of our dedicated store-wise customer support team with trained and experienced team members. Our customer support team are operational on all seven days of the week. Our widespread vendor/ supplier network and robust tracking systems, ensure timely delivery of products with limited procurement costs. For the brand specific products sold by our stores, the sales invoices contain customer support number for all brands which enables efficient and timely redressal of complaints.

We continue to make investments in our after-sale support by recruiting skilled workforce and to further enhance our user experience, provide innovative services to our buyers and suppliers and increase the speed and efficiency of our e-commerce platforms and customer support services.

- ***Experienced management team with a proven track record***

Our business is consumer driven. Our strong Promoter background and an experienced senior management team have helped us to offer high standards of customer service and a pleasant shopping experience at our stores. Our senior management brings their vision and leadership which we believe has been instrumental in our success. Our experienced management team and trained employees have enabled us to successfully establish a customer-oriented corporate culture, providing a foundation to maintain and enhance our long-term competitiveness.

Our Board and senior management have a proven track record and an understanding of the retail business in India and local consumer preferences. We believe that our stable, senior management team has helped us successfully implement our development and operating strategies and provide quality service to our customers over the years. We also believe that our employees have been an important factor in our success as the quality and efficiency of the services we provide are dependent on them. We believe in continuous development and have invested in our employees through regular training programmes to improve skills and service standards, enhance loyalty, reduce attrition rates and increase productivity.

## **Our Strategies**

- ***Expand reach across select geographies and deepen the footprint in our existing markets.***

We aim to continue to deepen our store network in our existing clusters to increase our market share in the Hyderabad, Telangana, and Andhra Pradesh markets.

Our aim is to follow a peripheral and concentric expansion approach pursuant to which, we will look to target contiguous states, to avail new opportunities. We have, in the past, expanded our stores through a cluster-based expansion model and intend to continue to do so in the future. We also intend to open stores and build our store network in the NCR region by opening 26 MBOs with the proceeds of the IPO. We intend to continue to identify properties that we believe may be viable retail property spaces at strategic locations and enter into arrangements to lock such properties for our stores. As of August 31, 2022, we have operationalized eight store at NCR and are at various stages of negotiations to enter into arrangements for locking such retail property for our future requirements to open stores.

Our total store count grew from 71 in Financial Year 2020 to 112 as on August 31, 2022, while our retail business area grew from 0.76 million sq. ft. to 1.12 million sq. ft. over this period. Increasing our penetration in existing cities with a greater number of stores will enable us to penetrate into new

catchment areas within these cities and optimize our infrastructure. We intend to continue focusing on modernization of our stores, improving our store infrastructure to provide comprehensive display of products to provide a number of options to prospective customers across brands and price range. If opportunity arises, we may adopt a methodical approach in evaluating and selecting suitable locations for the establishment of new stores in the existing clusters, such as local population density, accessibility and proximity to our competitors.

- ***Enhancing sales volumes by continuing to prioritise customer satisfaction through optimal product assortment and offering value for money***

- a) *Right mix of product assortments at competitive pricing*

Our strategy is to provide our customers with a comprehensive range of products at value for money prices and maintain optimal customer service standards. In order to maintain and enhance our competitive position, we will continue to offer our products at competitive prices achieved through our low procurement, supply, operational and other costs. We will continue to focus on optimal product assortment keeping in mind the local needs and preferences. We will continue to introduce new products depending on customer needs at one or several of our stores. A continuous review of our merchandise according to our understanding of evolving customer preferences will help us better cater to our customers' needs, enhance their shopping experience and maximise our sales.

- b) *Leveraging consumer finance to provide convenience and enhance purchasing ability*

We intend to further expand our financing options to make our products accessible to all our customers and consequently widen our customer base and outreach. We have entered into arrangements with our financing partners, which allows us offer financing solutions in the form of low cost or zero cost EMIs to our customers. Effective consumer financing will make our products affordable enable us to cater to customers belonging to all income categories, thereby expanding our market reach and brand recognition.

- c) *Focus on differentiated customer experience and engagement*

Shopping is considered a family activity in many of our markets. We endeavour to provide a one stop shopping experience. All our stores are air conditioned and we aim to provide a pleasant ambience and functional store layout. We have installed computerised billing points coupled with convenient payment options including, credit and debit cards, UPI which provide greater flexibility and convenience to our customers. We intend to improve our customers' shopping experience by improving the checkout time and to continue to undertake periodic renovation of our stores. We also aim to engage in "Intelligent Marketing" wherein we can inform our registered customers of the new schemes or offers for specific products based on such customer's previous purchases.

We intend to continue to invest in advertisement and branding and continuously improve our customer relationship management, or strategies, and campaigns to analyse and manage customer interactions throughout the customer lifecycle, with the goal of creating a long-term relationship with customers, building customer retention and driving sales. We invest in marketing activities by advertising our products, offers and the launch of our new stores through print media, digital media and radio shows. Since, the consumer durable and electronic retail industry is highly competitive in nature, we propose to make further investments in our marketing initiatives to further imbibe our brand presence amongst our customers.

- ***Technology led effective inventory management & lean operating structure to maintain & improve operating efficiencies***

Our business model requires us to maintain high levels of operational efficiency on a regular basis. Further, we believe that supply chain management is critical to our business. Our supply chain management is critical in reducing operational costs and helping maintain an optimum balance between the level of inventory available and the availability of products at all stores as per customer requirements. This involves planning, sourcing, vendor management, logistics, quality control, pilferage control, replacement and replenishment. We intend to further strengthen our internal systems and controls regarding our inventory management to monitor and reduce shrinkage and pilferage. We plan to further

improve our operating efficiency and ensure efficient supply chain management, including by (i) investing further in our technological systems to improve our productivity and time management thereby increasing our operating efficiency; and (ii) expanding and upgrading our warehouse to improve the efficiency of our inventory and supply management; (iii) continuing to absorb best industry practices and (iv) supplement our current security system, consisting of manual checks and electronic surveillance. We believe that by improving our supply chain management will help us optimise in-store availability of products, and consequently meet customer demands effectively.

In the changing business landscape, we are responding to the importance of being a digital business. To ensure that investments in analytics and technology improve our current business model, our digital strategy is geared to deliver on two fronts - expectations of our customers as well as our internal functions. To provide a seamless shopping experience to our customers as they become more digital in their lifestyle, we plan to be equipped for an omni-channel business model as well. We are currently leveraging and shall continue to leverage, technology and analytics to drive our business operations.

- ***Maintaining & forging new relationships with leading brands across existing and new format stores thereby ensuring wider product range***

We intend to expand our relationship with existing business partners as well as forge new relations with renowned brands in order to set up and operate increased number of stores including EBOs. We also intend to increase the product range presently available across our MBOs.

As of August 31, 2022, out of 112 stores, 100 stores are MBOs, including three specialized stores and 12 stores are EBOs. In order to further our vision and to expand our specialized store network, our Company has set up two specialised stores under the name “*Kitchen Stories*” which caters to the kitchen specific demands by showcasing various kitchen appliances for them to choose from. Additionally, we have set up one specialized store format under the name “*Audio&Beyond*” focusing on high end home audio and home automation solutions.

We intend to expand our network and presence among the renowned electronic brands to further diversify our product portfolio and increase the categories of our products to establish our brand as a comprehensive and complete dealer and distributor of major electronic brands. We believe that our focus on expanding our EBOs, specialized stores and brand network will enable us to provide specialized and brand centric services which may further establish our brand presence through the quality and diversity of our operations.

- ***Continuous training of manpower***

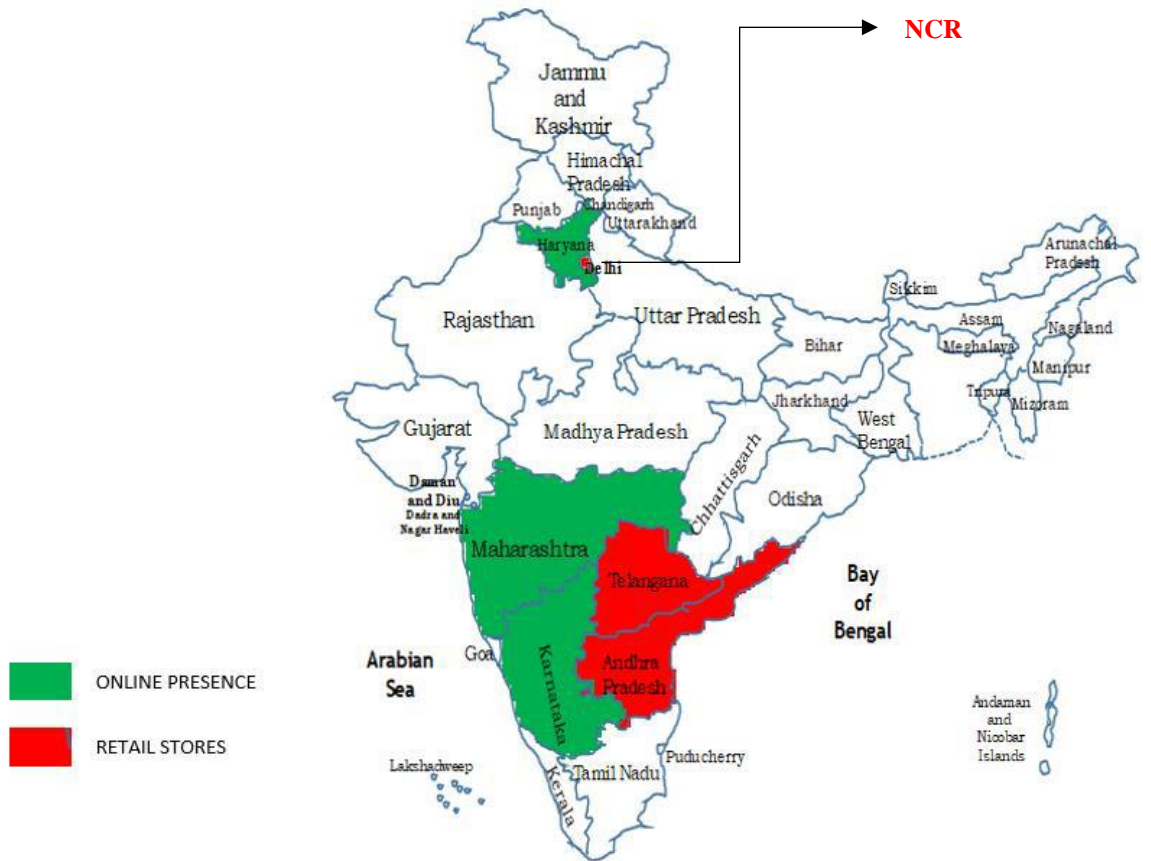
Our success in the future will depend on our ability to continue to maintain a pool of experienced professionals. We aim at identifying fresh talent, training, grooming them and providing opportunities for growth. We have been successful in building a team of talented professionals and intend to continue placing special emphasis on managing attrition and attracting and retaining our employees. We also provide technical and functional training to our employees. We intend to further improve our training programmes to ensure that our employees have the skills to meet our customers’ demands and provide quality customer service. We have also adopted an organisation-wide human resource policy which lays emphasis on providing continuous training to our employees and establish definite career growth paths for them. We intend to continue to encourage our employees to be enterprising and help them to ‘learn on the job’ and grow within our organisation.

## **Our Presence**

Our presence in India is depicted below through the following maps:

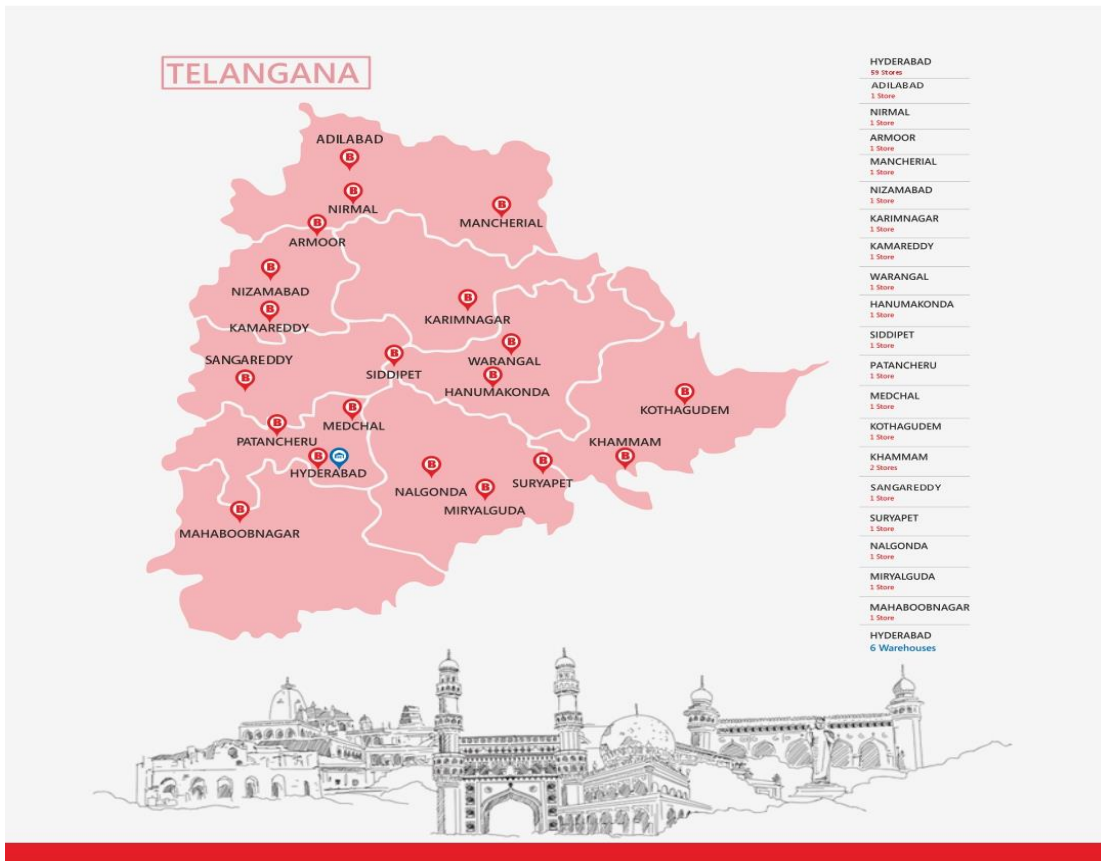
- a) *Presence in India:*





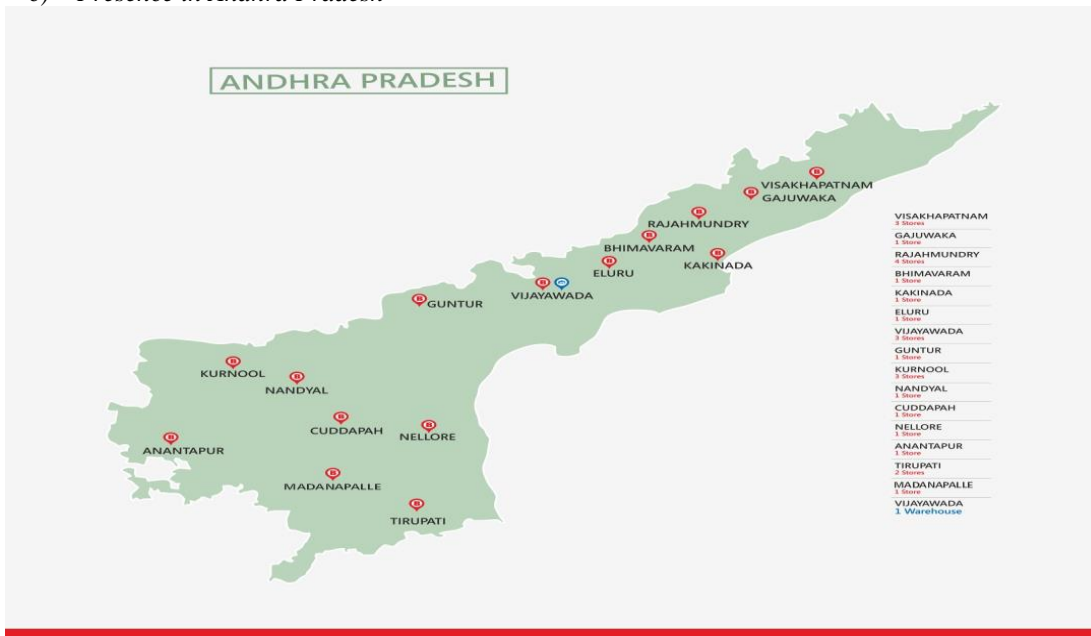
*Note: Map not to scale*

b) Presence in Telangana



Note: Map not to scale

c) Presence in Andhra Pradesh



Note: Map not to scale

c) Presence in NCR



Note: Map not to scale

## Our Stores

- Multi-brand outlets - Our multi-brand outlets showcase various consumer durables and electronics products of various brands thereby providing multiple options to the customers.
- Exclusive Brand Outlets - Our exclusive-brand outlets showcase only the consumer durables / electronics products of a single brand to cater the needs of a brand specific customer.
- Specialized stores - Our specialized store exhibits 10 global brands that are leaders in their segment. We showcase exquisite designs in modular kitchens as well as all other products that a luxury kitchen requires. It is the place for Connoisseurs who lead their life in style.

## Our online presence

*E-commerce platforms* - We have partnered with an internationally reputed online market place provider in India to sell our products to online customers.

## Business collaborations

Our Company has entered into dealership agreements with the vast majority of our brand partners for selling and showcasing the products manufactured by them, in our MBOs. Our Company is associated with more than 70 electronic brands and has a long-standing relationship of more than 15 years with certain of these brands which operate in product categories such as large appliances, mobiles, small appliances, IT and others. The dealership agreements prescribe the manner, terms and conditions of selling their products by our Company, usage of their trade names or trademarks, terms for profit sharing or payment of commission, *etc.* The dealership agreements can be terminated without cause by either party with the specified number of days' written notice, and can be terminated immediately by our brand partners on the occurrence of events specified within such agreements such as if we become incapable of performing its obligations; or if we suffer an insolvency event (such as if an application is filed against us for insolvency or bankruptcy) *etc.* In addition to the dealership agreements, our Company has also executed collaboration agreements with our brand partners for setting up EBOs for exclusively selling their products. These agreements lay down the terms, conditions and manner of identifying our EBOs as exclusive stores of such brands and the usage of the marks, designs, logos and other intellectual property of the brand partners. The dealership agreements can be terminated without cause by the brand partner with specified number of days' written notice, without assigning any reason whatsoever or on the occurrence of specific events

of defaults mentioned therein. We have also executed collaboration agreements with third parties for our specialised stores wherein such third parties shall build and set up modular kitchens, furniture, *etc.* for our customers. The collaboration agreement governs the payments terms, contractual obligations of the parties and also prescribes a lock-in period of three to five years from the effective date during which the termination cannot be terminated by either of the parties. However, such collaboration agreements can be terminated immediately by us upon the occurrence of certain events, such as if either of the parties (a) fails to remedy a breach of the agreement within the time period specified in the agreement; (b) suffers an insolvency event (such as if an application is filed against the vendor for insolvency or bankruptcy); or (c) commits a material breach of the agreement, *etc.*

Our Company offers consumer finance options to our customers and has accordingly entered into merchant/dealer agreements with our finance partners to access their payment gateways for providing paper finance and other payment options to our customers. Our Company has collaborated with a third-party service provider for setting up and launching of its new exclusive and specialised automation stores “*Audio and Beyond*”. As per the collaboration agreement, our Company shall supply or sell the relevant appliances required for making homes or offices smart and automated and the third-party service provider shall install the devices for our customers. The collaboration agreements, as per the mutual understanding of the parties, sets out the terms for revenue sharing, contractual obligation, usage of the trademark and logo “*Audio and Beyond*”, *etc.* The agreement also prescribes a lock-in period of two years from the effective date during which the termination cannot be terminated by either of the parties. The collaboration agreement can be terminated without cause by either party with 90 days’ written notice, and can be terminated immediately by us upon the occurrence of certain events, such as if either of the parties (a) fails to remedy a breach of the agreement within the time period specified in the agreement; (b) suffers an insolvency event (such as if an application is filed against the vendor for insolvency or bankruptcy); or (c) commits a material breach of the agreement or fraud or breach of trust, *etc.*

Further, our company has collaborated with various IT firms to support the Company’s IT infrastructure and software.

### Our Business Process



### Business Planning:

We are the 4<sup>th</sup> largest and one of the fastest growing consumer durables and electronics retailers in India and as of Financial Year 2021, we are the largest regional organised player in the southern region in revenue terms with dominance in the states of Telangana and Andhra Pradesh (*Source: Company Commissioned CRISIL Report*). We plan to continue to deepen and expand further in NCR, Telangana and Andhra Pradesh and in future, to other untapped markets.

Our Company carefully studies market data from various sources and shortlists the designated areas or sites on various parameters such as visibility, population density, demography of the population, rental costs in the location, ease of access for customers, parking, ambience, size of stores, conditions imposed by landlord *etc.* Only after careful analysis on these lines, our Company shortlists the areas and potential sites in which our stores are to be set up which generally takes up to 45-60 days. In the last three Financial Years, there has been only one store closure, which augurs well for the Company's track record of store selection.

We have in-house business development and project teams, focusing on acquiring or leasing properties for our new stores in accordance with our locational needs at reasonable prices and on timely completion of construction and commencement of operations.

We have largely kept the layout and design of our stores consistent across particularly MBOs, meanwhile EBOs are designed in consultation with respective brands & vendors. We believe that adoption of a standard formats for our stores has also helped us in establishing our brand in the markets where we operate.

From our inception, we have grown into what is now a chain of electronic stores across Andhra Pradesh and Telangana, offering various products at competitive prices.

Presently, there is a wide range of available options from which electronics may be purchased, be it from online players, large brick & mortar stores, local dealers, brand stores, *etc.* In such cases, it becomes imperative to maintain a high top of the mind awareness score for which we are required to advertise throughout the year:

We capitalize on sales during two major seasons in India, i.e. the festival season and the summer season, which are crucial for our business operations. During these seasons, we advertise mostly through various media networks such as print media, radio shows, electronic media, digital media, *etc.* to capture the attention of the public. Further, to spread awareness and engage with our customers, we advertise in prominent newspapers and digital media which helps us in updating our customers with the latest offers on our products and the latest additions to our product portfolio.

We also undertake certain day-specific campaigns on certain public and festive holidays which gives us a spike in the sale. Such day specific advertising is run through multiple channels such as print, radio, digital, *etc.* During the launch of our stores, to let our customers know that we have come closer to them, we try to use various channels to reach them out. Therefore, depending on the geography, we advertise in area specific channels which gives us a considerable mileage in that particular area. We even invite celebrities and popular personalities to take part in our publicity/marketing events. We deploy a similar strategy during our product launches.

**Sponsored Events and Sales Promotions:** These are promotional opportunities that allow us to target customers by building brand awareness and generating media exposure at reduced costs. During the festive periods such as Dusshera / Diwali, every year we run a special 'shop n win' contest under the name '*India's Biggest Festive Offer*' in which a customer can win cash prize up to ₹ 10 million and small passenger cars. During this contest, we provide our customers with offers where they can enter into a lucky draw. We often invite a celebrity or a publicly known personality to draw the name of the winner from the dropbox. Every year, this is one of the most awaited events by our customers.

### **Product Assortment**

We offer our customers a wide product range across multiple categories, brands, price points to ensure that our customers have range of product options to choose from and is able to make the value buy decision. We focus on providing a competitive product range for the leading brands at our store.

We strive to ensure that the latest models & new product launches are available in our stores. Based on our geographic and demographic analysis, we decide the product mix which is to be offered by our stores to cater to our customer preferences, demands and trends. We classify our products internally into three broad categories viz., large appliances, mobiles and small appliances, IT and others.

As on August 31, 2022 the MBOs we operate have an average store area of 10,876 sq feet per store, which enables us to display a comprehensive range of products to provide large number of options to prospective customers across brands & price ranges while our EBOs are designed and display requirements is decided in consultation with respective brands & vendors.

We have an extensive network of suppliers and more than 80% of the volume of our procurement is from OEMS, which enables us to efficiently source our products and minimise our procurement costs. In order to maintain and enhance our competitive position, we will continue to offer our products at competitive prices achieved through our low procurement, supply, operational and other costs.

### **Supply chain/inventory management**

Our core strength lies in our ability to effectively manage inventory levels across our large warehouses and individual storage areas and store level display inventory, which is the backbone of our supply chain and supports our consumer durable and electronic retail store network

Our company looks at the supply chain on season-by-season basis and starts planning well in advance before the season commences. After a robust two-way discussion with the individual brands on upcoming models, availability of stock at the manufacturer, support offered by brands in marketing, pricing *etc.* a demand plan is formulated and conveyed to the respective brands. Based on this the brands organise their supply chains and hold stock in their respective warehouses. Our Company also places purchase orders in advance with staggered deliveries wherever required to secure the supply. The Company liaises with the Brands to deliver to any of our stores/warehouses. The company deals in the “Deliver at Place (DAP)” with all brands. Apart from this we also monitor stock levels of all our products on a daily basis and take replenishment actions. A continuous review of our merchandise according to our understanding of evolving customer preferences helps us optimize inventory levels, better cater to our customers’ needs, enhance their shopping experience and maximise our sales.

Our company has six large warehouses in Hyderabad to cater to the Telangana region, one central warehouse in Vijayawada to cater to the Andhra Pradesh region and two warehouses in NCR to cater to the NCR region, which enables us to deliver products to our customers within a reasonable time period. We strive to ensure robust customer service support, timely delivery & installation of products for our customers. To cater to the requirements of transporting goods between various warehouses and stores, our Company maintains a fleet of 16 trucks. In addition to this, we have also outsourced delivery services to various third-party transport operators and liaise with various auto/small truck owners to deliver products to end customers.

We strive to ensure robust customer service support, timely delivery & installation of products for our customers.

### **Store Level Operations**

Our business and the industry we operate in are vulnerable to the problem of product shrinkage which may occur through a combination of shoplifting by customer or pilferage by employees. We maintain security and surveillance equipment at our existing stores and warehouses to prevent such occurrences.

We have well trained in-house floor managers and section managers’ sales teams who they are assigned to and also speak the regional language which helps in establishing connect with the customers. We also strive to achieve customer satisfaction by providing after sales support with the help of our dedicated store-wise customer service team with trained and experienced team members. Our customer support team are operational on all seven days of the week. For the brand specific products sold by our stores, the sales invoices contain customer support number for all brands which enables efficient and timely redressal of complaints.

### **Backend Support**

Payments by our customers at our stores are handled by our cashiers at our check-out counters. We reconcile our cash proceeds received from our sales against receipts recorded in our point-of-sale systems in all of our stores on a daily basis. Cash is deposited in banks through on-site vaults, which are present in many of our stores which is later collected and deposited in banks on a regular basis. As we handle a significant amount of cash every day, we have implemented necessary procedures for the handling of cash in our stores. Our daily cash proceeds are only handled by our cashiers, and surveillance cameras are set up in all of our stores to monitor the cashiers’ counters.

We use scalable technology including integrated ERP systems to maintain and improve operational efficiencies in procurement, sales and inventory management, cash management, in-store systems, logistics systems, human resources as well as other administrative functions. Our technological systems enable us to identify and react to changes in customer preferences and consequently align our inventory levels to such preferences. Our technological systems aid us in effectively and uniformly monitoring and managing the performance of each of our stores and providing logistical support to ensure that our product portfolio remain updated and our delivery is

timely and effective.

Our Company has a lean organizational structure. As on August 31, 2022, 2,091 employees are on the on rolls of our Company. We also employ a significant number of contract employees to meet our business needs. Our human resource practices are aimed at recruiting talented individuals, ensuring continuous development. Our Company has also adopted a ‘Policy on Prevention of Sexual Harassment’ and formed an internal complaints committee to redress sexual harassment complaints, bringing a feeling of togetherness among women and other such befitting functions as may be taken up from time to time.

The pay distribution matrix of the employees of the Company as on the dates indicated below, are as follows:

Based on the annualised Cost to Company (CTC)	Number of employees			
	As on March 31, 2020	As on March 31, 2021	As on March 31, 2022	As on August 31, 2022
<b>Employees Excluding Executive Directors</b>				
Remuneration upto ₹1 lac p.a.	0	0	0	0
Remuneration ₹1 lac to ₹5 lac p.a.	1,372	1,627	1,877	1953
Remuneration ₹5 lac to ₹10 lac p.a.	78	86	88	101
Remuneration ₹10 lac to ₹25 lac p.a.	11	11	20	22
Remuneration ₹25 lac to ₹50 lac p.a.	6	8	10	10
Remuneration above ₹50 lac p.a.	1	2	2	2
<b>Total</b>	<b>1,468</b>	<b>1,734</b>	<b>1,997</b>	<b>2,088</b>
<b>Executive Directors:</b>				
Remuneration ₹10 lac to ₹25 lac p.a.	0	0	0	0
Remuneration of 25 lac to ₹50 lac p.a.	0	0	0	0
Remuneration above ₹50 lac p.a.	3	3	3	3
<b>Total</b>	<b>3</b>	<b>3</b>	<b>3</b>	<b>3</b>
<b>Grand Total</b>	<b>1,471</b>	<b>1,737</b>	<b>2,000</b>	<b>2,091</b>

Our human resource policies are aimed towards creating a skilled and motivated work force. We believe in recognizing talent and potential in our employees and encouraging them to take additional responsibilities. Based on performance, we calibrate our employees and reward performance and loyalty by preferring in-house promotions to lateral hiring. In addition to employees fixed salary, certain performance-linked incentives are offered to showroom employees and senior executives. Our performance-linked incentives consist of additional remuneration payments determined based on each employee’s performance and position.

We conduct on-the-job functional training for our employees to help them develop their skill sets, which we believe complements their key responsibility areas, and helps them perform with improved efficiency. We have appointed customer sales representatives at each of our stores and provide them training to ensure that our employees have the requisite skills to meet our customers’ demands and provide quality customer service.

We have structured processes, which are intended to facilitate a friendly and cohesive organizational culture. Such processes are supplemented by our internal policies, which are also aimed at a positive atmosphere and establishing common ethical values within the workplace.

### **Risk Management**

Our Company has implemented a risk management policy, the main objectives of which are, inter-alia, to ensure that all the current and future material risk exposures of the Company are identified, assessed, quantified, appropriately mitigated, minimized and managed, to protect the brand value through strategic control and operational policies and to enable compliance with appropriate regulations wherever applicable, through the adoption of best practices. In order to achieve this key objective, the policy establishes a structural and disciplined approach to risk management, which helps in arriving at correct solutions for various risk related issues.

### **Intellectual property**

Our Company has availed one trademark registration for “EMI” under class 9, three trademark registrations for “AUDIO&BEYOND” under classes 35 and 37, two trademark registration for Audio&Beyond under classes 37

and 42, four trademark registrations for “KITCHENSTORIES” under classes 35, 37 and 42 and two trademark registrations for “IQ” under classes 35 and 37 of the Trade Marks Act, 1999.

One of our Company’s trademark applications for “IQ” under class 9 is presently “Accepted”.

Two of our Company’s trademark applications for “EMI” under class 9 and two of our trademark applications for “IQ” under classes 35 and 37 of the Trade Marks Act, 1999 are presently “Opposed”.

Two of our Company’s trademark applications for “EMI” under class 35, two trademark applications for “EMI ELECTRONICS MART INDIA LIMITED” under class 35 and one trademark applications for “Audio&Beyond” under class 42 of the Trade Marks Act, 1999 are “Accepted and advertised”.

Our Company has applied for three new trademark applications for “EMIL” under classes 9 and 35 of the Trade Marks Act, 1999 are presently marked “Marked for Exam”.

Two of our Company’s trademark applications for “EMI” under classes 9 and 35, one trademark application for “BAJAJ ELECTRONICS” under class 9, two trademark applications for “KITCHENSTORIES” under classes 35 and 37, one trademark application for “IQ” under class 9, is “Objected”.

Further, two of our Company’s trademark applications for “BAJAJ ELECTRONICS” under class 35, four trademark applications for “Electronics Mart” under classes 9 and 35 and four trademark applications for “Electronics Mart India Limited” under classes 35 and 9 are “objected” and ready for show cause hearing by the Trade Mark Registry, Government of India. See *“Risk Factors- Internal Risk Factors- If third parties, including our current or future competitors are able to circumvent our protection measures which are put in place for the protection of intellectual property and other proprietary rights, our business and reputation would be adversely affected”*.

#### **Data collection, storage and information security**

Our Company has adopted certain data security measures to protect the confidentiality and integrity of the consumer data, employee data and business data which is available on the cloud (in case of enterprise application softwares) and on the server of our head office and stores. We have enabled a firewall and anti-virus to protect from outside threats. Physical security is enabled for the server set up at our head office and firewall implementation at stores and warehouse level is in progress. We have adopted the following policies for data collection and protection:

1. Data Security Policies adopted:
  - a. Data Capturing/generation shall be electronic in nature except for HR related data at present. Within a month, Employee Master Data and Payroll data maintenance and report generation will be electronic.
  - b. Users shall be given Access to data on “need to know basis”.
  - c. Predominantly, enterprise application softwares are used for capturing of the data.
2. User ID creation Policies:
  - a. User ID creation is done using enterprise application softwares as required upon the email approval of the HR & HOD/Reporting Manager whichever Position is the highest and also with information to CTO
  - b. Deactivation of the User ID shall be based on the communication from the HR
  - c. Change in the Access rights is upon approval from HR & respective HOD with due information to the CTO. CTO shall understand the requirement and provide the requested access only when necessary and considering the availability of Licenses as well.
3. Policies for different stages of Data Life Cycle:
  - a. Data Capturing:  
Data Capturing shall be through respective software only.
  - b. Data Modification:  
Data modification is not allowed from backend. It is always through a process in the software



only which requires either approval from the concerned Manager or in case of Customer, through OTP

- c. Data Deletion is not allowed in the Production Database
- d. Viewing of the Data in the form of Queries and Reports also shall be given to authorized roles and users
- e. Preserving Data:  
The policy is to maintain the data for 7 years from the end of the tax assessment of the financial year.
- f. Archival of the Data: Data is archived in the servers periodically
- g. Backup of the Data for Business Continuity:
- h. Daily incremental backup and weekly full backup is taken and kept on site as well as off site.

#### 4. Policies for Dissemination of Data:

- a. Data is shared to the internal users upon email request with immediate HOD approval for analysis, decision making *etc.*
- b. External vendors, to whom Data access is given to execute their assigned responsibilities, shall sign NDA, before getting the assignment

#### 5. Verification and Validation

The CTO shall

- a. Verify the User IDs and privileges once in three months
- b. Take necessary corrective and preventive actions time to time
- c. Check the Authorization matrices
- d. Check the compliance with the Licensing terms and conditions
- e. In case of any clarification, the respective HODs shall be contacted

### **Competition**

The Indian electronics retail market has become increasingly competitive in recent years. We believe the principal bases of competition in India in organized retailing of electronics are pricing, range of brands and convenience of locations. Our key direct competitors include other organized brick & mortar retailers such as Reliance Retail, Croma, Vijay Sales, Sathya, Sargam, Girias, Aditya Vision, Adishwar, Viveks, etc. (*Source: Company Commissioned CRISIL Report*) and unorganized retailers such as local electronic stores and others. Each of the aforementioned organised retailers of electronics has an established presence in the markets we operate and in some cases across India and each is continuing to open additional stores. The increasing competition shall result in shrinkage of catchment area of our stores. Further, the availability of multiple options enhances the bargaining power of the customers, which in turn forces the store operators to resort to aggressive discounting practices affecting the gross margins.

### **Insurance**

Our operations are subject to hazards inherent in storing and transporting our products including, work accidents, fire, earthquakes, flood and other *force majeure* events, acts of terrorism and explosions, including hazards that may cause loss of life and severe damage to and the destruction of property and inventory. We maintain insurance policies customary for our industry to cover certain risks, including burglary insurance policy, standard fire and special perils policy for the warehouses and stores. We believe that the amount of insurance currently maintained by us represents an appropriate level of coverage required to insure our business and operations, and is in accordance with industry standards in India. See “*Risk factors - Our inability to procure and/or maintain adequate insurance cover in connection with our business may adversely affect our operations and profitability*” on page 49.

### **Corporate Social Responsibility**

As a part of our corporate social responsibility (“**CSR**”), we have already setup a CSR Committee comprising Astha Bajaj, Anil Rajendra Nath and Karan Bajaj. We believe in contributing to the communities in which we operate. While being focused on sustained economic performance, we are also aware of the necessity and importance of social stewardship. In our efforts towards CSR, and in terms of our CSR policy, we intend to focus on activities relating to eradicating hunger, poverty and malnutrition, promoting preventive health care and

sanitation, contributing to the Swachh Bharat Kosh set-up by the Central Government of India for the promotion of sanitation and to making safe drinking water easily available for all, promoting education, including vocational education among children, women, elderly, and the differently abled, to enhance their livelihoods. For instance, our Company had identified CSR projects to help patients of Beta Thalassemia and sickle cell affected children for the financial year 2021 for which an amount of ₹ 19.53 million was allocated, out of which the Company has spent ₹ 7.72 million in the Financial Year 2022.

For Financial Year 2022, the Company had allocated a sum of ₹ 18.33 million for CSR projects, out of which the Company has spent an amount of ₹ 5.18 million during the Financial Year 2022 and allocated an amount of ₹13.15 million towards providing healthcare to the underprivileged people.

### **Property**

We have taken on lease our Registered Office which is located at D No: 6-1-91, Shop No. 10, Ground Floor, Next to Telephone Bhavan, Secretariat Road, Saifabad, Hyderabad, Telangana – 500 004, India. As of August 31, 2022 out of our total 112 stores, 93 stores are situated on premises taken on lease, 11 stores are owned and eight stores are partly owned and party taken on lease.

## KEY REGULATIONS AND POLICIES

*Given below is an indicative summary of certain relevant Indian laws and regulations which are applicable to our Company. The information available in this section has been obtained from publications available in the public domain. The description of the applicable regulations as given below has been provided in a manner to provide general information to the investors and may not be exhaustive and is neither designed nor intended to be a substitute for professional legal advice. The statements below are based on the current provisions of applicable law, which are subject to change or modification by subsequent legislative, regulatory, administrative or judicial decisions. For details, see “Risk Factors - Changing laws, rules and regulations and legal uncertainties in India may adversely affect our business and financial performance.” on page 54.*

Under the provisions of various Central Government and State Government statutes and legislations, our Company is required to obtain and regularly renew certain licenses or registrations and to seek statutory permissions to conduct our business and operations. For details, see “Government and Other Approvals” on page 320.

### Key regulations applicable to our Company

#### *Shops and establishments legislations*

Under the provisions of local shops and establishments legislations applicable in the States in India where our establishments are set up and business operations exists, such establishments are required to be registered. Such legislations regulate the working and employment conditions of the workers employed in shops and establishments, including commercial establishments, and provide for fixation of working hours, rest intervals, overtime, holidays, leave, termination of service, maintenance of records, maintenance of shops and establishments and other rights and obligations of the employers and employees. These shops and establishments acts, and the relevant rules framed thereunder, also prescribe penalties in the form of monetary fine or imprisonment for violation of provisions, as well as procedures for appeal in relation to such contravention of the provisions.

#### *Legal Metrology Act, 2009 (“LM Act”) and the Legal Metrology (Packaged Commodities) Rules, 2011 (“Packaged Commodity Rules”)*

The LM Act seeks to establish and enforce standards of weights and measures, regulate trade and commerce in weights, measures and other goods which are sold or distributed by weight, measure or number. The LM Act and rules framed thereunder regulate, *inter alia*, the labelling and packaging of commodities, appointment of government-approved test centres for verification of weights and measures used, and lists penalties for offences and compounding of offences under it. Any non-compliance or violation under the LM Act may result in, *inter alia*, a monetary penalty on the manufacturer or seizure of goods or imprisonment in certain cases.

The Packaged Commodity Rules define “pre-packaged commodity” as a commodity which without the purchaser being present is placed in a package of a pre-determined quantity. The Packaged Commodity Rules prescribes the regulations for imports, pre-packing and the sale of commodities in a packaged form intended for retail sale, whole sale and for export and import, certain rules to be adhered to by importers, wholesale and retail dealers, the declarations to be made on every package, the size of label and/or importers and the manner in which the declarations shall be made, etc. These declarations that are required to be made include, *inter alia*, the name and address of the manufacturer, the dimensions of the commodity, the maximum retail price, generic name of the product, the country of origin and the weight and measure of the commodity in the manner as set forth in the Packaged Commodity Rules. The Packaged Commodity Rules were amended in the year 2017 to increase protection granted to consumers especially relating to e-commerce entities. Pursuant to the amendments, the inventory e-commerce entity itself will be made liable and punishable for failure to make relevant declarations on its platform as required under the Act and the Rules.

#### **Laws relating to Country of Origin**

Currently, Legal Metrology (Packaged Commodities) Rules, 2011 (“**Packaged Commodity Rules**”) require a declaration of 'country of origin' or 'country of manufacture' or 'country of assembly' on the imported products. This is aimed at curbing false and misleading claims by the brands to deceive the customers, as also to give complete information of the product to a potential buyer. The Packaged Commodity Rules were *vide* and amendment made applicable to the product listing information on e-commerce platforms and *inter alia*, mandates the specification of Country of Origin on the product listing page. Demands for specifying the Country of Origin

("COO") of products sold online has gained ground in view of Prime Minister's vision "Make in India". The Government had asked e-commerce entities to adhere to the Packaged Commodity Rules and display Country of Origin of products listed on their platform/s by August 01, 2020. In the recently draft of proposed amendment to the Consumer Protection (E-Commerce) Rules, 2020, inter alia, requires and e-commerce entity that offers imported goods or services for sale, to identify goods based on their country of origin, provide a filter mechanism on their e-commerce website and display notification regarding the origin of goods at the pre-purchase stage, at the time of goods being viewed for purchase, suggestions of alternatives to ensure a fair opportunity for domestic goods and further to provide ranking for goods and ensure that the ranking parameters do not discriminate against domestic goods and seller.

### *The Information Technology Act, 2000 (the "IT Act") and the rules made thereunder*

The IT Act seeks to (i) provide legal recognition to transactions carried out by various means of electronic data interchange involving alternatives to paper-based methods of communication and storage of information, (ii) facilitate electronic filing of documents and (iii) create a mechanism for the authentication of electronic documentation through digital signatures. The IT Act prescribes punishment for publishing and transmitting obscene material in electronic form. The IT Act provides for extraterritorial jurisdiction over any offence or contravention under the IT Act committed outside India by any person, irrespective of their nationality, if the act or conduct constituting the offence or contravention involves a computer, computer system or computer network located in India. Additionally, the IT Act empowers the Government of India to direct any of its agencies to intercept, monitor or decrypt any information in the interest of sovereignty, integrity, defence and security of India, among other things. The Information Technology (Procedure and Safeguards for Blocking for Access of Information by Public) Rules, 2009 specifically permit the Government of India to block access of any information generated, transmitted, received, stored or hosted in any computer resource by the public, the reasons for which are required to be recorded by it in writing.

The Information Technology (Amendment) Act, 2008, which amends the IT Act, facilitates electronic commerce by recognizing contracts concluded through electronic means, protects intermediaries in respect of third party information liability and creates liability for failure to protect sensitive personal data. The IT Act also prescribes civil and criminal liability including fines and imprisonment for computer related offences including those relating to unauthorized access to computer systems, tampering with or unauthorised manipulation of any computer, computer system or computer network and, damaging computer systems and creates liability for negligence in dealing with or handling any sensitive personal data or information in a computer resource and in maintaining reasonable security practices and procedures in relation thereto.

The IT Act empowers the Government of India to formulate rules with respect to reasonable security practices and procedures and sensitive personal data. In exercise of this power, the Department of Information Technology, Ministry of Electronics and Information Technology, Government of India ("DoIT"), in April 2011, notified the Information Technology (Reasonable Security Practices and Procedures and Sensitive Personal Data or Information) Rules, 2011 ("**IT Security Rules**") in respect of Section 43A of the IT Act, which prescribe directions for the collection, disclosure, transfer and protection of sensitive personal data by a body corporate or any person acting on behalf of a body corporate. The IT Security Rules require every such body corporate to provide a privacy policy for handling and dealing with personal information, including sensitive personal data, ensuring security of all personal data collected by it and publishing such policy on its website. The IT Security Rules further require that all such personal data be used solely for the purposes for which it was collected and any third-party disclosure of such data is made with the prior consent of the information provider, unless contractually agreed upon between them or where such disclosure is mandated by law.

The DoIT also notified the Information Technology (Intermediaries Guidelines) Rules, 2011 ("**IT Intermediary Rules**") in respect of Section 79(2) of IT Act, requiring intermediaries receiving, storing, transmitting or providing any service with respect to electronic messages to not knowingly host, publish, transmit, select or modify any information prohibited under these IT Intermediaries Rules and to disable hosting, publishing, transmission, selection or modification of such information once they become aware of it.

The DoIT has recently notified the Information Technology (Intermediaries Guidelines and Digital Media Ethics Code) Rules, 2021 ("**IT Intermediary Rules**") requiring intermediaries receiving, storing, transmitting, or providing any service with respect to electronic messages to not knowingly host, publish, transmit, select or modify any information prohibited under the IT Intermediary Rules, to disable hosting, publishing, transmission, selection or modification of such information once they become aware of it, as well as specifying the due diligence to be observed by intermediaries. The IT Intermediaries Rules further requires the intermediaries to provide for a

grievance redressal mechanism and appoint a nodal officer and a resident grievance officer.

### ***Personal Data Protection Bill, 2019 (“PDP Bill”)***

The PDP Bill proposes a legal framework governing the processing of personal data, where such data has been collected, disclosed, shared or otherwise processed within India, as well as any processing of personal data by the Indian Government, Indian companies, foreign companies dealing with personal data of individuals in India, Indian citizens or any person or body of persons incorporated or created under Indian law. The PDP Bill defines personal data and sensitive personal data, prescribes rules for collecting, storing and processing of such data and creates rights and obligations of data-subjects and processors. The Indian Government has also been mooted legislation governing non-personal data. In September 2019, the Ministry of Electronics and Information Technology formed a committee of experts (“**NPD Committee**”) to recommend a regulatory regime to govern non-personal data (“**NPD**”). The NPD Committee has released two reports till date, which recommend, among other items, a framework to govern NPD (defined as any data other than personal data *i.e.*, data pertaining to characteristics, traits or attributes of identity, which can be used to identify an individual), access and sharing of NPD with government and corporations alike and a registration regime for “data businesses”, being business that collect, process or store data, both personal and non-personal.

Recently, the joint parliamentary committee (“**JPC**”) tabled a report on the PDP Bill before the Parliament of India on December 16, 2021 to submit its general and clause-by-clause recommendation, including a revised version of the PDP Bill (“**2021 Bill**”). While PDP Bill was focused on personal data with limited reference to sharing of NPD, the 2021 Bill has expanded the scope to cover NPD as well, because of which it is now proposed to be called the “Data Protection Bill”, rather than the “Personal Data Protection Bill”. The MoEIT is yet to submit the revised version of the data protection bill before the Parliament.

### ***Draft India Data Accessibility and Use Policy, 2022***

The Draft India Data Accessibility and Use Policy (“**Data Policy**”) was introduced by the Ministry of Electronics & Information Technology on February 21, 2022. The Data Policy aims to enhance access, quality, and use of non-personal data, in line with the current and emerging technology needs of the decade. The primary objectives of the policy include: (i) maximising access to and use of quality non personal data available with public sector; (ii) enhancing the efficiency of service delivery; (iii) protecting privacy and security of all citizens; (iv) building digital and data capacity, knowledge and competency of government officials; (v) increasing the availability of datasets of national importance; and (vi) streamlining inter-government data sharing while maintaining privacy, etc.

### ***Bureau of Indian Standards Act, 2016***

Bureau of Indian Standards Act, 2016 provides for the establishment of the Bureau of Indian Standards (“**BIS**”) for the development of the activities, inter alia, standardization, conformity assessment and quality assurance of goods, articles, processes, systems and services, and for matters connected therewith and incidental thereto. Functions of the BIS include, inter alia, (a) recognizing as an Indian standard, with the prior approval of the Central Government, the mark of any international body or institution at par with the standard mark, for such goods, articles, process, system or service in India or elsewhere; (b) specifying a standard mark to be called the Bureau of Indian Standards Certification Mark which shall be of such design and contain such particulars as may be prescribed to represent a particular Indian standard; (c) providing training services in relation to inter alia, quality management, standards, conformity assessment; (d) publishing Indian standards; promotion of safety in connection with any goods, article, process, system or service; and (e) any such other functions as may be necessary for promotion, monitoring and management of the quality of goods, articles, processes, systems and services and to protect the interests of consumers and other stakeholders.

### ***The Trade Marks Act, 1999 (“Trademarks Act”)***

Trademarks enjoy protection under both statutory and common law and Indian trademark law permits the registration of trademarks for both goods and services. The Trademarks Act governs the statutory protection of trademarks and the prevention of the use of fraudulent marks in India. Under the provisions of the Trademarks Act, an application for trademark registration may be made before the Trademark Registry by any person claiming to be the proprietor of a trademark, whether individually or jointly, and can be made on the basis of either actual use or intention to use a trademark in the future.

Once granted, a trademark registration is valid for 10 years unless cancelled, subsequent to which, it can be renewed. If not renewed, the mark lapses and the registration is required to be restored. The Trademarks Act prohibits registration of deceptively similar trademarks and provides for penalties for infringement, falsifying and falsely applying trademarks. Further, pursuant to the notification of the Trade Marks (Amendment) Act, 2010 (“Amendment Act”) simultaneous protection of trademark in India and other countries has been made available to owners of Indian and foreign trademarks. The Amendment Act provides for simultaneous protection of trademark in India and other countries which has been made available to owners of Indian and foreign trademarks. The Amendment Act also seeks to simplify the law relating to transfer of ownership of trademarks by assignment or transmission and to conform Indian trademark law with international practice.

### ***The Copyright Act, 1957 (“Copyright Act”)***

The Copyright Act, along with the Copyright Rules, 1958, serves to create property rights for certain kinds of intellectual property. The Copyright Act governs copyrights subsisting in original literary, dramatic, musical or artistic works, cinematograph films, and sound recordings, including computer programmes, tables and compilations including computer databases. Software, both in source and object code, constitutes a literary work under Indian law and is afforded copyright protection and the owner of such software becomes entitled to protect his works against unauthorised use and misappropriation of the copyrighted work or a substantial part thereof. Any act of this nature entitles the copyright owner to obtain relief from a court of law including injunction, damages and accounts of profits. Further, copyright registration is not a prerequisite for acquiring or enforcing a copyright in an otherwise copyrightable work and once registered, copyright protection remains valid until expiry of sixty years from the demise of the author.

Reproduction of a copyrighted software for sale or hire or commercial rental, offer for sale or commercial rental, issuing copy(ies) of the computer programme or making an adaptation of the work without consent of the copyright owner amount to infringement of the copyright. However, the Copyright Act prescribes certain fair use exceptions which permit certain acts, which would otherwise be considered copyright infringement.

### ***Consumer Protection Act, 2019 (“COPRA”)***

COPRA is preceded by the Consumer Protection Act, 1986. COPRA aims at providing better protection to the interests of consumers and for that purpose makes provisions for the establishment of authorities for the settlement of consumer disputes. The COPRA has extended the definition of a ‘consumer’ to include purchase of goods or services through an offline and online transaction, and provides a mechanism for the consumer to file a complaint against a service provider in cases of, *inter alia*, unfair trade practices, restrictive trade practices, deficiency in services and price charged being unlawful. The COPRA provides for a three tier consumer grievance redressal mechanism at the national, state and district levels. Non-compliance of the orders of these authorities attracts criminal penalties. The COPRA has also brought e-commerce entities and their customers under its purview including providers of technologies or processes for enabling product sellers to engage in advertising or selling goods or services to a consumer, online market places and online auction sites.

The Ministry of Consumer Affairs, Food and Public Distribution issued the Consumer Protection (E-Commerce) Rules, 2020 (“**E-Commerce Rules**”) under the COPRA on July 23, 2020 which govern the online sale of goods, services, digital products by entities which own, operate or manage digital or electronic facility or platform for electronic commerce (“**E-Commerce Entities**”), all models of e-commerce (including marketplace or inventory model), and all ecommerce sellers. The E-Commerce Rules lay down the duties and liabilities of E-Commerce Entities and ecommerce sellers.

### ***The Sale of Goods Act, 1930 (the “Sale of Goods Act”)***

Sale of Goods Act governs contracts relating to sale of goods. The contracts for sale of goods are subject to the general principles of the law relating to contracts i.e. the Indian Contract Act, 1872. A contract for sale of goods has, however, certain peculiar features such as, transfer of ownership of the goods, delivery of goods, rights and duties of the buyer and seller, remedies for breach of contract, conditions and warranties implied under a contract for sale of goods, etc. which are the subject matter of the provision of the Sale of Goods Act.

### ***Indian Contract Act, 1872***

Indian Contract Act governs the conditions for validity of contracts formed through electronic means; communication and acceptance of proposals; competency of people to contract, additionally, revocation, and

contract formation between consumers, sellers, and intermediaries. The terms of service, privacy policy, and return policies of any online platform are legally binding agreements and often governed by provisions of the Indian Contract Act, 1872. However, the law is not updated yet to deal with electronic contracts, where there is absence of online signatures.

### **Environmental Regulations**

We are subject to various environment regulations as the operation of our establishments might have an impact on the environment in which they are situated. The basic purpose of the statutes given below is to control, abate and prevent pollution. In order to achieve these objectives, Pollution Control Boards (“PCBs”), which are vested with diverse powers to deal with water and air pollution, have been set up in each state. The PCBs are responsible for setting the standards for maintenance of clean air and water, directing the installation of pollution control devices in industries and undertaking inspection to ensure that industries are functioning in compliance with the standards prescribed. These authorities also have the power of search, seizure and investigation. All industries are required to obtain consent orders from the PCBs, which are indicative of the fact that the industry in question is functioning in compliance with the pollution control norms. These consent orders are required to be kept renewed.

### **Laws relating to taxation**

The tax related laws along with their respective rules that may be applicable to the operations of our Company include:

1. the Income Tax Act 1961, as amended by the Finance Act in respective years;
2. Central Goods and Services Tax Act, 2017, (along with the various state-wise legislations issued thereunder);
3. The Integrated Goods and Service Tax Act, 2017;
4. Professional Tax state-wise legislations; and
5. Indian Stamp Act, 1899 and various state-specific legislations made thereunder

### **Laws governing foreign investments**

Foreign investment in India is governed by the provisions of FEMA Non-Debt Instruments Rules along with the FDI Policy issued by the DPIIT, from time to time. Further, the RBI has enacted the Foreign Exchange Management (Mode of Payment and Reporting of Non-Debt Instruments) Regulations, 2019 which regulate the mode of payment and reporting requirements for investments in India by a person resident outside India.

Since, the business of multi-brand retail trading falls under the restricted route of investment under the FDI Policy, accordingly FDI investment in our Company is restricted and is subject to prior government approval. Therefore, Non-Residents Investors including FPIs and Eligible NRIs and AIFs cannot invest in this Issue by way of the FDI route. Therefore, FPIs may purchase or sell equity instruments of our Company subject to the total holding by each FPI or an investor group, not exceeding 10% of our total paid-up Equity Share Capital on a fully diluted basis. Furthermore, the total holdings of all FPIs put together, including any other direct and indirect foreign investments in our Company, permitted under these rules, shall not exceed 24 % of our total paid-up Equity Share Capital on a fully diluted basis. The said limit of 10 % and 24 % shall be called the individual and aggregate limit, respectively.

Therefore, in this Issue Non-Residents Investors including FPIs and Eligible NRIs and AIFs cannot invest in this Issue by way of the FDI route and will have to invest as Foreign Portfolio Investors, subject to their investment not exceeding the individual and aggregate limits. FPIs can invest up to 10% individually and up to 24 % of our Company’s paid-up Equity Share Capital on a fully diluted basis on an aggregate basis. In terms of the SEBI FPI Regulations, the investment in Equity Shares by a single FPI or an investor group (which means multiple entities registered as FPIs and directly or indirectly having common ownership of more than 50% or common control) must be below 10% of our post-Issue Equity Share capital. For details, see “*Restrictions on Foreign Ownership of Indian Securities*” on page 361.

### **Laws relating to Employment**

Certain other laws and regulations that may be applicable to our Company in India include the following:

- EPFMP Act;
- Employees' State Insurance Act, 1948;
- Equal Remuneration Act, 1976;
- The Maternity Benefit Act, 1961;
- Minimum Wages Act, 1948;
- Payment of Bonus Act, 1965;
- Payment of Gratuity Act, 1972;
- Employees' Provident Funds and Miscellaneous Provisions Act, 1952;
- Employees' State Insurance Act, 1948;
- Contract Labour (Regulation and Abolition) Act, 1970;
- Code of Wages, 2019; (yet to be notified)
- The Occupational Safety, Health and Working Conditions Code, 2020; (yet to be notified)
- The Industrial Relations Code, 2020; (yet to be notified)
- The Code on Social Security, 2020; (yet to be notified) and
- Prevention of Sexual Harassment of Women at Workplace (Prevention, Prohibition and Redressal) Act, 2013.



## HISTORY AND CERTAIN CORPORATE MATTERS

### Brief history of our Company

Our Company was originally formed as a sole proprietorship under the name of 'M/s Bajaj Electronics' at Hyderabad in 1980 and it was converted into a partnership firm under the name of 'M/s Bajaj Electronics' ("**Bajaj Electronics**") pursuant to partnership deed dated March 25, 2011 and was registered under the Indian Partnership Act, 1932 with the Registrar of Firms, Hyderabad (South) on April 13, 2011. Pursuant to deed of partnership dated July 31, 2017, constitution of 'M/s Bajaj Electronics' was modified to admit new partners and a memorandum acknowledging receipt of documents for change in constitution of partnership was issued by Registrar of Firms, Hyderabad (South), on August 2, 2017. Bajaj Electronics was thereafter converted into public limited company under the Companies Act, 2013 with the name Electronics Mart India Limited pursuant to certificate of incorporation issued by Central Registration Centre, Registrar of Companies dated September 10, 2018.

### Changes in the Registered Office

Our Registered Office is located at D. No: 6-1-91, Shop No. 10, Ground Floor, Next to Telephone Bhavan, Secretariat Road, Saifabad, Hyderabad – 500 004. There has been no change in registered office of our Company since the date of incorporation.

### Main objects of our Company

The main objects contained in our MoA are as follows:

1. *"To continue and carry on the existing business of M/s. BAJAJ ELECTRONICS (a partnership firm) on an ongoing concern basis.*
2. *To carry on the business as trader, retailers, wholesalers, distributors, merchants, agents, sub-agents, stockist or in any other capacity in India or elsewhere and to carry on the business of manufacture including production, processing, fabrication, assembling, repairing, alteration, marketing and to import, export, buy, sell, exchange or otherwise deal and trade in all type and varieties of electrical, electro mechanical and electronic appliances, equipments, lightings and lighting fixtures, consumer products, health products, medical products, household and / or commercial appliances and / or articles and accessories, spares, components and all kinds of consumables etc. including but not limited to televisions, mobile phones, computers, laptops and accessories, IT products, washing machines, kitchen-wares, kitchen appliances, air purifiers, water purifiers, water dispensers, dish washers, ovens, mixies, electric irons, refrigerators, commercial refrigerators, television sets, fans, air conditioners, commercial air conditioners, air coolers, communication equipments, photocopying machines, cameras, gas stoves and hobs.*
3. *To carry on in India or elsewhere the business of architectural work, HVAC work, home automation, building automation, home furnishing, building furnishing, IT enabled surveillance security, interior and exterior work/ design, and to act as interior and exterior designers/ decorators, consultants, advisors, contractors, turnkey contractors and to undertake business of dealers, distribution, contractor, manufacturer, develop, fabricate and to act as importer, exporter, buyer, seller, job worker either alone or jointly of equipment and material required for interior and exterior works of residential, commercial and industrial projects."*

The main objects as contained in our MoA enable our Company to carry on the business presently being carried out and proposed to be carried out by it.

### Amendments to the MoA

The following changes have been made to our Memorandum of Association since its incorporation:

Date of Shareholders' resolution	Particulars
May 04, 2021	Clause III (A) of the MoA was altered to reflect the insertion of the following sub-clause (3), after sub clause (2) of clause 3(a):  <i>"To carry on in India or elsewhere the business of architectural work, HVAC work, home automation, building automation, home furnishing, building furnishing, IT enabled surveillance security, interior and exterior work/ design, and to act as interior and exterior designers/ decorators, consultants, advisors, contractors,</i>

Date of Shareholders' resolution	Particulars
	<i>turnkey contractors and to undertake business of dealers, distribution, contractor, manufacturer, develop, fabricate and to act as importer, exporter, buyer, seller, job worker either alone or jointly of equipment and material required for interior and exterior works of residential, commercial and industrial projects”</i>

### Major events and milestones of our Company

The table below sets forth some of the major events in the history of our Company:

Financial Year	Event
2023	Expanded our operations beyond Andhra Pradesh and Telangana by inaugurating our first store in NCR.
2022	Our revenue from operations crossed INR 40,000 million
2021	Opened 100 <sup>th</sup> store in Kurnool, Andhra Pradesh
2020	Our revenue from operations crossed INR 30,000 million
2019	Expanded our operations beyond our brick-and-mortar stores situated at Andhra Pradesh and Telangana by commencing our business operations on E-commerce platform in association with Amazon and PayTm.
2018	Opened 50 <sup>th</sup> store in Hyderabad
	Our revenue from operations crossed INR 20,000 million
	Our Company was incorporated pursuant to its conversion from a partnership firm into a public limited company.
2017	Forayed into ecommerce space through our website www.bajajelectronics.com
2016	Our revenue from operations crossed INR 10,000 million
2014	Our revenue from operations crossed INR 5000 million
1980	Opened first retail store at Lakdikapool

### Awards and Accreditations

The table below sets forth some of the awards and accreditations received by our Company:

Calendar Year	Event
2022	Awarded with the title of “Loans Champion” by Redington and Ingram Micro
	Awarded with the title of “AirPods Champion” by Redington and Ingram Micro
	Awarded with the title of “Mac Champion” by Redington and Ingram Micro
	Awarded “Certificate of Appreciation” for exemplary sales contribution by Samsung
	Awarded “Best Electronics Retail Chain” by Radio City
	Awarded “Best Business Performance Q1-2022” by Samsung
2021	Awarded “Certificate of Recognition” towards Samsung mobile business by Samsung
	Awarded membership of the “President’s Club- 2021” by Samsung
	Awarded with the title of “Diamond 2021” by Oppo Premier Club
	Awarded with the title of “Pride of Telangana – Achiever” in the Retail Category 2021 by Round Table India
2020	Awarded “Most promising channel partner – Dispensers” by Voltas at the Channel Partner Meet 2020
	Awarded “Highest Sales – Retail Chain” to Hyderabad Branch” by Voltas at the Channel Partner Meet 2020
	Awarded “Certificate of Appreciation” by Pine Labs
	Awarded “Best Sales Performance across categories -2020” by Samsung
2019	Awarded “Best Business Partner Excellence Award-2019” and “Best Contribution-2019” by VIVO
	Awarded “Highest Sales – Retail Chain” to Hyderabad Branch” by Voltas at the Channel Partner’s Meet 2019
	Awarded “Remarkable Contribution Award” by Oppo at the O-Partner’s Gratitude Meet 2019.
2018	Awarded “Highest RA Sales (Regional Retail) Award” to Hyderabad branch by Daikin at the Dealer Awards 2018
	Awarded “Certificate of Recognition” by Samsung
	Awarded “Outstanding Performer (Air Coolers)” by Voltas

### Time and cost over-runs

As on the date of this Red Herring Prospectus, our Company has not experienced any time or cost overruns in setting up any projects.

## Defaults, re-scheduling or re-structuring of borrowings with financial institutions/banks

Other than as disclosed below, there have been no defaults or rescheduling/ restructuring of borrowings with financial institutions/ banks in the Company.

Our Company had delayed in the repayment of the borrowings to HDFC Bank and Kotak Mahindra Bank in Fiscal 2020. The delay in the repayment of the borrowings to the banks is as follows:

Banks	Amount of default (₹ in million)	Period of default (in days)
HDFC Bank Limited	1.19	2
	1.71	8
	0.92	33
Kotak Mahindra Bank Limited	2.55	3

## Significant financial and strategic partners

As of the date of this Red Herring Prospectus, our Company does not have any significant financial or strategic partners.

## Launch of key products or services, entry into new geographies or exit from existing markets

We have set up two exclusive stores for buying, selling, reselling, supplying, storing, promoting and marketing kitchen and other home appliances under brand name “KITCHENSTORIES”. Similarly, we have set up one exclusive store under the brand name “AUDIO&BEYOND” for buying, selling, reselling, supplying, storing, promoting and marketing home/ office automation products and to construct, set up, install home/ office automation, smart home/ office, smart lighting, home/ office security, home/office theatres, multi room audio, voice control etc. For details of the agreements executed for the above-mentioned set up and other key products or services launched by our Company, entry into new geographies or exit from existing markets, see “Our Business” on page 156.

## Details regarding material acquisitions or divestments of business/ undertakings, mergers, amalgamations or any revaluation of assets, in the last 10 years

Our Company has not made any material acquisitions or divestments of any business/ undertakings, and has not undertaken any mergers, amalgamations or any revaluation of assets, in the last 10 years.

## Holding Company

As of the date of this Red Herring Prospectus, our Company does not have a holding company.

## Our Subsidiaries, Associates and Joint Venture

As of the date of this Red Herring Prospectus, our Company has two subsidiaries.

### 1. Cloudnine Retail Private Limited (“Cloudnine”)

#### *Corporate Information*

Cloudnine was incorporated on August 29, 2019 as a private limited company under the Companies Act, 2013. Its corporate identification number is U52190TG2019PTC135128. It has its registered office at Municipal No. 23-6-918, Ground Floor, Shahalibunda, Hyderabad – 500 065, Telangana, India.

#### *Nature of business*

Cloudnine is authorised to undertake retail business of electronic and electrical home appliances and IT products through e-commerce platforms. Cloudnine Retail Private Limited is yet to start its operations.

#### *Capital Structure*

The authorized, issued, subscribed and paid-up share capital is ₹1,000,000 divided into 100,000 equity shares of ₹10 each.

### Shareholding

The shareholding pattern of Cloudnine is as follows:

Name of the Shareholder	Number of equity shares of face value ₹10 each	Percentage of the total shareholding (%)
Company	99,990	99.99
Karan Bajaj*	10	0.01
<b>Total</b>	<b>100,000</b>	<b>100.00</b>

\*As a nominee of our Company

Accumulated Profits or Losses of our Subsidiary

There are no accumulated profits or losses of Cloudnine, not accounted for, by our Company as on date of this Red Herring Prospectus.

## 2. EMIL CSR Foundation (“ECF”)

### Corporate Information

ECF was incorporated on February 25, 2021 under section 8 of the Companies Act, 2013. Its corporate identification number is U85300TG2021NPL149022. It has its registered office at 23-6-918, Shahalibanda, Moghalpura, Hyderabad – 500 065, Telangana, India.

### Nature of business

ECF is authorized to undertake corporate social responsibility activities of the Company and to carry on such activities as mentioned in schedule VII of the Companies Act, 2013, as amended from time to time. EMIL CSR FOUNDATION is yet to start its operations of undertaking CSR activities.

### Capital Structure

The authorized, issued, subscribed and paid-up share capital is ₹ 100,000 divided into 10,000 equity shares of ₹10 each.

### Shareholding

The shareholding pattern of ECF is as follows:

Name of the Shareholder	Number of equity shares held	Percentage of the total shareholding for the respective classes of shares (%)
Company	9,990	99.90
Karan Bajaj*	10	0.10
<b>Total</b>	<b>10,000</b>	<b>100</b>

\*As a nominee of our Company

### Accumulated Profits or Losses of our Subsidiary

There are no accumulated profits or losses of ECF, not accounted for, by our Company as on date of this Red Herring Prospectus.

As of the date of this Red Herring Prospectus, our Company has no associate or joint venture entities.

## Shareholders’ agreements and other agreements

### Shareholders’ agreements

As on the date of this Red Herring Prospectus, there are no subsisting shareholders agreements.

### Key terms of other subsisting material agreements

As on the date of this Red Herring Prospectus, our Company has not entered into any material agreements other than in the ordinary course of business carried on by our Company. For details on business agreements of our Company, see “*Our Business*” on page 156.

*Agreements with Key Managerial Personnel, Directors, Promoters or any other employee*

As on the date of this Red Herring Prospectus, there are no agreements entered into by a Key Managerial Personnel, Directors or Promoters any other employee of our Company, either by themselves or on behalf of any other person, with any shareholder or any other third party with regard to compensation or profit sharing in connection with dealings in the securities of our Company.

**Common Pursuits between our Subsidiaries and our Company**

There are no common pursuits between our Company and Subsidiaries and except as disclosed in “*Financial Statements - Restated Financial Information - Note 34 - Related party disclosures*” on page 263, our Subsidiaries have no business interests in our Company.

**Other Confirmations**

None of the securities of any of our Subsidiaries have been refused listing by any stock exchange in India or abroad during last 10 years, nor have any of our Subsidiaries failed to meet the listing requirements of any stock exchange in India or abroad.

## OUR MANAGEMENT

### Board of Directors

In terms of the Companies Act and our Articles of Association, our Company is required to have not less than three Directors and not more than fifteen Directors. As on the date of this Red Herring Prospectus, our Board comprises of six Directors including three Executive Directors and three Non-executive Directors of which all three are Independent Directors. Our Board comprises of one woman, Independent Director.

The following table sets forth details regarding our Board as of the date of this Red Herring Prospectus:

S. No.	Name, designation, address, occupation, date of birth, nationality, period and term and DIN	Age (years)	Directorships in other companies
1.	<p><b>Pavan Kumar Bajaj</b></p> <p><i>Designation:</i> Chairman and Managing Director</p> <p><i>Address:</i> 8-2-545 L-1, Prem Parvat, Road No. 14, Resham Bhag, Banjara Hills, Khairatabad, Hyderabad 500 034, Telangana, India</p> <p><i>Occupation:</i> Business</p> <p><i>Date of birth:</i> October 16, 1954</p> <p><i>Nationality:</i> Indian</p> <p><b>Period of directorship and Term:</b> For a period of five years with effect from October 01, 2018, until September 30, 2023</p> <p><i>DIN:</i> 07899635</p>	67	<ul style="list-style-type: none"> <li>• Cloudnine Retail Private Limited</li> <li>• EMIL CSR Foundation</li> </ul>
2.	<p><b>Karan Bajaj</b></p> <p><i>Designation:</i> Chief Executive Officer and Whole-time Director</p> <p><i>Address:</i> 6-3-1247, Flat No. 201/202, Sagar Apartments, Raj Bhavan Road, Hyderabad 500 082, Telangana, India</p> <p><i>Occupation:</i> Business</p> <p><i>Date of birth:</i> March 20, 1987</p> <p><i>Nationality:</i> Indian</p> <p><b>Period of directorship and Term:</b> For a period of five years with effect from October 01, 2018, until September 30, 2023 and is liable to retire by rotation</p> <p><i>DIN:</i> 07899639</p>	35	<ul style="list-style-type: none"> <li>• Cloudnine Retail Private Limited</li> <li>• EMIL CSR Foundation</li> </ul>
3.	<p><b>Astha Bajaj</b></p> <p><i>Designation:</i> Executive Director &amp; Whole-time Director</p> <p><i>Address:</i> 8-2-545 L-1, Prem Parvat, Road No. 14, Resham Bhag, Banjara Hills, Khairatabad, Hyderabad 500 034, Telangana, India</p> <p><i>Occupation:</i> Business</p>	32	<ul style="list-style-type: none"> <li>• Cloudnine Retail Private Limited</li> <li>• EMIL CSR Foundation</li> </ul>

S. No.	Name, designation, address, occupation, date of birth, nationality, period and term and DIN	Age (years)	Directorships in other companies
	<p><i>Date of birth:</i> March 28, 1990</p> <p><i>Nationality:</i> Indian</p> <p><i>Period of directorship and Term:</i> For a period of five years with effect from October 01, 2018, until September 30, 2023</p> <p><i>DIN:</i> 07899784</p>		
4.	<p><b>Anil Rajendra Nath</b></p> <p><i>Designation:</i> Independent Director</p> <p><i>Address:</i> 701, Gabbana House, 15<sup>th</sup> Road, Above HDFC Bank, Khar West, Mumbai 400 052, Maharashtra, India</p> <p><i>Occupation:</i> Professional</p> <p><i>Date of birth:</i> December 24, 1952</p> <p><i>Nationality:</i> Indian</p> <p><i>Period of directorship and Term:</i> For a period of five years with effect from December 3, 2018, until December 02, 2023</p> <p><i>DIN:</i> 07261148</p>	69	<ul style="list-style-type: none"> <li>• Samaaru Finance Private Limited</li> </ul>
5.	<p><b>Mirza Ghulam Muhammad Baig</b></p> <p><i>Designation:</i> Independent Director</p> <p><i>Address:</i> 1-1-486, F-501, Rakesh Residency, Gandhi Nagar, Hyderabad 500 080, Telangana, India</p> <p><i>Occupation:</i> Consultant</p> <p><i>Date of birth:</i> July 17, 1951</p> <p><i>Nationality:</i> Indian</p> <p><i>Period of directorship and Term:</i> For a period of five years with effect from December 3, 2018, until December 02, 2023</p> <p><i>DIN:</i> 08281763</p>	71	Nil
6.	<p><b>Jyotsna Angara</b></p> <p><i>Designation:</i> Independent Director</p> <p><i>Address:</i> 301, Zoha Residency, Plot 51, Ashwini Layout, Journalist Colony Road 70, Behind Andhra Jyothi Office, Jubilee Hills, VTC, Greater Hyderabad (m corp), PO Jubilee Hills Hyderabad 500 033, Telangana, India</p> <p><i>Occupation:</i> Entrepreneur</p> <p><i>Date of birth:</i> January 17, 1961</p>	61	<ul style="list-style-type: none"> <li>• Flo Industrial Park Federation Hyderabad</li> <li>• Aksha Social Impact Foundation</li> </ul>

S. No.	Name, designation, address, occupation, date of birth, nationality, period and term and DIN	Age (years)	Directorships in other companies
	<p><i>Nationality:</i> Indian</p> <p><b>Period of directorship and Term:</b> For a period of five years with effect from May 14, 2022 until May 29, 2027.</p> <p><i>DIN:</i> 07224004</p>		

#### **Arrangement or understanding with major shareholders, customers, suppliers or others**

There is no arrangement or understanding with major Shareholders, customers, suppliers or others, pursuant to which any of our Directors were appointed on our Board. Further, none of our Key Managerial Personnel have been appointed pursuant to any arrangement or understanding with major shareholders, customers, suppliers or others.

#### **Relationship between our Directors**

Except for Karan Bajaj who is the son of Pavan Kumar Bajaj, and husband of Astha Bajaj, none of our Directors are related to each other.

#### **Brief Biographies of Directors**

**Pavan Kumar Bajaj** is the founder Promoter, Chairman and Managing Director of our Company. He has basic education and has appeared for the first and second year examinations of bachelor's degree in commerce held in Osmania University. He founded the erstwhile sole proprietorship 'M/s. Bajaj Electronics' in 1980 and has over 40 years of experience in retail business management.

Pavan Kumar Bajaj is unable to trace copies of documents pertaining to his educational qualifications. For further details, see "*Risk Factors – Reliance has been placed on declarations and an affidavit furnished by Pavan Kumar Bajaj, our Promoter, for details of his profile included in this Red Herring Prospectus*" on page 41.

**Karan Bajaj** is the Chief Executive Officer and Whole-time Director of our Company. He holds a bachelor's degree in commerce from Osmania University and holds a post graduate diploma in international management from University of Strathclyde. He has over 10 years of experience in retail business management.

**Astha Bajaj** is a Whole-time Director designated as the Executive Director of our Company. She holds a bachelor's degree in science from Gujarat University and a master's degree in biochemistry from Nirma University. She has over four years of experience in business management.

**Anil Rajendra Nath** is an Independent Director of our Company. He has received a certificate of distinction from Khalsa College, Amritsar for attaining eighth position in the final year of degree course of bachelor's of commerce. He holds a master's degree in business administration from Punjab University and a post graduate diploma in bank management from National Institute of Bank Management. He holds an experience in banking and finance and was associated with HSBC Bank, HDFC Bank and State Bank of India in various capacities. He is also a certified associate of the Indian Institute of Bankers.

**Mirza Ghulam Muhammad Baig** is an Independent Director of our Company. He holds a bachelor's degree and a master's degree in arts from Osmania University. He has over 31 years of experience in tax administration and has served as a Deputy Commissioner. He was also associated with Deloitte Touch Tohmatsu India Private Limited in the capacity of a support consultant – revenue and tax administration from 2013 to 2015 for a project funded by Department of International Development. He has also worked with the World Bank in the capacity of a short-term consultant in 2015.

**Jyotsna Angara** is an Independent Director of our Company. She holds a bachelor's degree in arts from, Osmania University and has also completed an online non-credit course on Introduction to the Nonprofit Sector, Nonprofit Organizations, Nonprofit Leadership and Governance from The State University of New York offered through Coursera. She has qualified the online proficiency self-assessment test for Independent Director's Databank from



Indian Institute of Corporate Affairs. She is also a member of the Institute of Directors, India. She currently serves on the boards of Flo Industrial Park Federation Hyderabad and Aksha Social Impact Foundation. She has also been acting as the governing council member since 2015 and correspondent since 2016 at Shradha Vidyalaya, Hyderabad. She has over eight years of experience in the non-profit sector.

### **Details regarding directorships of our Directors in listed companies**

None of our Directors is or was, during the last five years preceding the date of this Red Herring Prospectus, a director of any listed company whose shares have been or were suspended from being traded on any stock exchange during their tenure as a director in such company.

None of our Directors is or was a director of any listed company which has been or was delisted from any stock exchange, during their tenure as a director in such company.

### **Confirmations**

Except as disclosed in this Red Herring Prospectus, no consideration in cash or shares or otherwise has been paid or agreed to be paid to any of our Directors or to the firms or companies in which they are interested by any person either to induce them to become or to help them qualify as a Director, or otherwise for services rendered by them or by the firm or company in which they are interested, in connection with the promotion or formation of our Company.

Further, none of our Directors have been identified as wilful defaulters or fraudulent borrowers as defined under the SEBI ICDR Regulations.

### **Terms of appointment of Directors**

#### **1. Remuneration to Executive Directors:**

##### Pavan Kumar Bajaj

Pavan Kumar Bajaj is the Chairman and Managing Director of our Company. Our Board and Shareholders in its meetings held on October 1, 2018 and October 23, 2018, respectively, approved the appointment of Pavan Kumar Bajaj as the Managing Director with effect from October 1, 2018 for a period of five years, unless terminated. Our Company has executed an employment agreement dated October 1, 2018 with Pavan Kumar Bajaj. Further, our Board and the Shareholders in its meetings held on February 28, 2020 and March 16, 2020, respectively, approved the following remuneration for Pavan Kumar Bajaj with effect from April 1, 2019 for the remaining period of his present term of appointment up to September 30, 2023, details of which are set out below:

<b>Particulars</b>	<b>Remuneration</b>
Salary	₹ 22 million per annum to be paid monthly. The annual salary shall be broken up into various components as per the rules of Company.
Annual Increment	Annual increment at the discretion of the Board
Commission	He is entitled to a commission not exceeding 1.5% of the net profits of the Company, subject to the discretion of the Board.
Performance bonus	He is entitled to a performance bonus not exceeding 500% of the annual salary, payable annually as may be recommended by the Nomination & Remuneration Committee and approved by the Board.
Perquisites, allowances and reimbursement of expenses	He is entitled to receive perquisites and allowances including (i) fully furnished rent free residential accommodation including the cost of repairs, maintenance, utilities and society charges; (ii) club fee of two clubs subject to a maximum of two clubs excluding life membership fees; (iii) car with driver for official use and personal use; (iv) medical reimbursement for self and family provided that the reimbursement shall not exceed one month's salary in a year of three month's salary over a period of three years; (v) personal accident insurance provided that the premium of the policy shall not exceed ₹ 0.1 million; (vi) leave travel concession for self and family once in a year in accordance with the rules of the Company; (vii) gratuity as per the Payment of Gratuity Act, 1972 and rules made thereunder; and (viii) annual leave of 30 days per year or as the Board may approve from time to time and leave encashment facility.

Particulars	Remuneration
	He is also entitled to receive reimbursement for all expenses, including entertainment and travelling expenses incurred by him in connection with the conduct of the business / affairs of our Company.

During Financial Year 2022, Pavan Kumar Bajaj was paid remuneration of ₹ 33.15 million by the Company. Further, he has not been paid any remuneration in Financial Year 2022 by our Subsidiaries, including contingent or deferred compensation for Financial Year 2022.

#### Karan Bajaj

Karan Bajaj is the Chief Executive Officer and Whole-time Director of our Company. Our Board and Shareholders in its meetings held on October 1, 2018 and October 23, 2018, respectively approved the appointment of Karan Bajaj as the Chief Executive Officer and Whole-time Director with effect from October 1, 2018 for a period of five years. Our Company has executed an employment agreement dated October 1, 2018 with Karan Bajaj. Further, our Board and Shareholders in its meetings held on February 28, 2020 and March 16, 2020, respectively, approved the following remuneration for Karan Bajaj with effect from April 1, 2019 for the remaining period of his present term of appointment up to September 30, 2023, details of which are set out below:

Particulars	Remuneration
Salary	₹ 24 million per annum to be paid monthly. The annual salary shall be broken up into various components as per the rules of Company.
Annual Increment	Annual increment at the discretion of the Board
Commission	He is entitled to a commission not exceeding 1.5% of the net profits of the Company, subject to the discretion of the Board.
Performance bonus	He is entitled to a performance bonus not exceeding 500% of the annual salary, payable annually, as may be recommended by the Nomination & Remuneration Committee and approved by the Board.
Perquisites, allowances and reimbursement of expenses	He is entitled to receive perquisites and allowances including (i) fully furnished rent free residential accommodation including the cost of repairs, maintenance, utilities and society charges; (ii) club fee of two clubs subject to a maximum of two clubs excluding life membership fees; (iii) car with driver for official use and personal use; (iv) medical reimbursement for self and family provided that the reimbursement shall not exceed one month's salary in a year of three month's salary over a period of three years; (v) personal accident insurance provided that the premium of the policy shall not exceed ₹ 0.1 million; (vi) leave travel concession for self and family once in a year in accordance with the rules of the Company; (vii) gratuity as per the Payment of Gratuity Act, 1972 and rules made thereunder; and (viii) annual leave of 30 days per year or as the Board may approve from time to time and leave encashment facility.  He is also entitled to receive reimbursement for all expenses, including entertainment and travelling expenses incurred by him in connection with the conduct of the business / affairs of our Company.

During Financial Year 2022, Karan Bajaj was paid remuneration of ₹ 39.38 million by the Company. Further, he has not been paid any remuneration in Financial Year 2022 by our Subsidiaries, including contingent or deferred compensation for Financial Year 2022.

#### Astha Bajaj

Astha Bajaj is a Whole-time Director designated as Executive Director of our Company. Our Board and Shareholders in their meetings held on October 1, 2018 and October 23, 2018, respectively approved the appointment of Astha Bajaj as a Whole-time Director with effect from October 1, 2018 for a period of five years. Our Company has executed an employment agreement dated October 1, 2018 with Astha Bajaj. Further, our Board and Shareholders in their meetings held on February 28, 2020 and March 16, 2020, respectively, approved the following remuneration for Astha Bajaj with effect from April 1, 2019 for the remaining period of his present term of appointment up to September 30, 2023, details of which are set out below:

Particulars	Remuneration
Salary	₹ 15 million per annum to be paid monthly. The annual salary shall be broken up into various components as per the rules of Company.
Annual Increment	Annual increment at the discretion of the Board
Commission	She is entitled to a commission not exceeding 1.5% of the net profits of the Company, subject to the discretion of the Board.
Performance bonus	She is entitled to a performance bonus not exceeding 500% of the annual salary, payable annually as may be recommended by the Nomination & Remuneration Committee and approved by the Board.
Perquisites, allowances and reimbursement of expenses	<p>She is entitled to receive perquisites and allowances including (i) fully furnished rent free residential accommodation including the cost of repairs, maintenance, utilities and society charges; (ii) club fee of two clubs subject to a maximum of two clubs excluding life membership fees; (iii) car with driver for official use and personal use; (iv) medical reimbursement for self and family provided that the reimbursement shall not exceed one month's salary in a year of three month's salary over a period of three years; (v) personal accident insurance provided that the premium of the policy shall not exceed ₹ 0.1 million; (vi) leave travel concession for self and family once in a year in accordance with the rules of the Company; (vii) gratuity as per the Payment of Gratuity Act, 1972 and rules made thereunder; and (viii) annual leave of 30 days per year or as the Board may approve from time to time and leave encashment facility.</p> <p>She is also entitled to receive reimbursement for all expenses, including entertainment and travelling expenses incurred by him in connection with the conduct of the business / affairs of our Company.</p>

During Financial Year 2022, Astha Bajaj was paid remuneration of ₹ 15.04 million by the Company. Further, she has not been paid any remuneration in Financial Year 2022 by our Subsidiaries, including contingent or deferred compensation for Financial Year 2022.

## 2. Remuneration to Non-executive Directors:

Pursuant to the Board resolution dated March 29, 2022, each Non-executive Director is entitled to receive sitting fees of approximately ₹ 100,000 per meeting for attending meetings of the Board and sitting fees of ₹ 50,000 per meeting for attending meetings of committees of the Board and ₹ 100,000 per meeting for attending general meetings of our Company, within the limits prescribed under the Companies Act, and the rules made thereunder. The details of remuneration paid to our Non-executive Directors *i.e.*, our Independent Directors during Financial Year 2022 are as follows:

S. No.	Name of Director	Sitting fees paid (in ₹million)
1.	Anil Rajendra Nath	0.63
2.	Mirza Ghulam Muhammad Baig	0.68
3.	Suman Kumar	0.49
4.	Jyotsna Angara	NA

## Shareholding of Directors in our Company

Except as disclosed below, as on the date of this Red Herring Prospectus, none of our Directors hold any Equity Shares:

Name of Director	Number of Equity Shares held	Percent Shareholding (%)
Pavan Kumar Bajaj	152,057,999	50.69
Karan Bajaj	147,878,566	49.29
Astha Bajaj	13,287	Negligible

Our Articles of Association do not require our Directors to hold any qualification shares.

## Shareholding of Directors in our Subsidiaries

Except as disclosed below, as on the date of this Red Herring Prospectus, none of our Directors hold any equity shares in our Subsidiaries:

Name of the Director	Name of Subsidiaries	Number of equity shares	Percentage Shareholding (%)
Karan Bajaj <sup>#</sup>	Cloudnine Retail Private Limited	10	0.01
	EMIL CSR Foundation	10	0.10

*#held as a nominee of our Company*

### Interest of Directors

All our Independent Directors may be deemed to be interested to the extent of sitting fees payable to them for attending meetings of our Board and committees thereof and general meetings, and reimbursement of expenses available to them. Pavan Kumar Bajaj, Karan Bajaj and Astha Bajaj may be deemed to be interested to the extent of remuneration and reimbursement of expenses payable to them as stated in “*Our Management – Terms of appointment of our Directors - Remuneration to Executive Directors*” on page 193, and Equity Shares held by them in the Company.

Except Pavan Kumar Bajaj and Karan Bajaj, who are promoters of our Company, none of our Directors have any interest in the promotion of our Company, except in the ordinary course of business. Pavan Kumar Bajaj, Astha Bajaj and Karan Bajaj may also be regarded as interested in the Equity Shares held by them or by their relatives, if any or to of any dividend payable to them and other distributions in respect of such Equity Shares.

Except as stated below, none of our Directors have any interest in any property acquired or proposed to be acquired of our Company, in the three years preceding the date of this Red Herring Prospectus:

Our Company has entered into sale cum rectification deeds dated February 06, 2021, June 10, 2020, June 23, 2020, February 11, 2022 and February 14, 2022 with our Promoter, Chairman and Managing Director, Pavan Kumar Bajaj, to convey the title of the following properties held by him in the capacity of a partner of the *erstwhile* M/s. Bajaj Electronics to our Company without payment of any consideration:

- Municipal No. 11-13-1376/4/1, Commercial Building known as “Pinnacle One Complex”, on Plot No. 1, Survey Number 7C, Saroor Nagar Village and Mandal, Ranga Reddy District, Telangana;
- Part of basement, ground floor, first floor and second floor, House No. 15-31-83 on Plot No. 3-MIG, Survey Numbers 1058 and 1059, Dharmareddy Colony, Phase- I, Kukatpally village and Municipality, Balanagar Mandal, Ranga Reddy district;
- Municipal Nos. 1-7-178, 182 to 184, commercial building complex known as “Paradise Pearl”, Mahatma Gandhi Road, Penderghast, Secunderabad; and
- Municipal Door Nos. 1-12-118/14, 1-12-118/14/A, 1-12-118/14/ B&C Commercial Building known as “Manikonda Plaza” on Plot No. LIG-B-14, in Survey Number 461 to 469, Dr. A.S. Rao Nagar, under GHMC Kapra Circle, Keesara Mandal, Medchal-Malkajgiri, Rangareddy District, Telangana, India.
- 8-2-545/L1 known as “PREM PARVAT by PVP” , in Town Survey Nos.20/1 and 20/2, situated at Road No. 7, Banjara Hills, Hyderabad.
- Ground Floor, Shop No.19, M.C.H. No.6-3-456/ B/19 of the Multi-Storied Building Known as “MODEL HOUSE”, MCH No. 6-3-456/ A/1 to 9, situated at Panjagutta, Hyderabad.

Our Company has entered into leave and license agreements with Pavan Kumar Bajaj, Karan Bajaj and Renu Bajaj, who is the wife of Pavan Kumar Bajaj, with respect to the usage of various commercial properties located in Hyderabad, Telangana, wherein our Corporate Office is located. For details, see “*Financial Statements - Restated financial Information - Note 34 - Related party disclosures*” on page 263 and “*Our Business*” – “*Property*” at page 178.

Further, except as disclosed in “*Financial Statements - Restated financial Information - Note 34 - Related party disclosures*” on page 263, our Directors do not have any interest in any transaction by our Company for acquisition of land, construction of building or supply of machinery.

None of our Directors are party to any bonus or profit-sharing plan of our Company.

### Changes in the Board in the last three years

Name	Date of Appointment/ Change/ Cessation	Reason
Suman Kumar	May 6, 2022	Ceased to be an Independent Director
Jyotsna Angara	May 14, 2022	Appointed as an Additional Independent Director <sup>^</sup>

<sup>^</sup> The appointment of the Director has been regularised pursuant to a resolution passed by the Shareholders in the AGM held on May 30, 2022.

### **Borrowing Powers of Board**

Pursuant to our Shareholders' resolution dated March 16, 2020, in accordance with Section 180 of the Companies Act, 2013, our Board is empowered to borrow money from time to time any sum of moneys at its discretion on such terms and conditions as it may deem fit, notwithstanding that the moneys so borrowed by our Company together with the moneys already borrowed or to be borrowed (apart from temporary loans obtained from our Company's bankers in the ordinary course of its business), and outstanding at any one time shall not exceed the sum of ₹ 12,000.00 million.

### **Corporate Governance**

The corporate governance provisions of the Listing Regulations will be applicable to us immediately upon the listing of the Equity Shares on the stock exchanges, BSE and NSE. We are in compliance with the requirements of the applicable regulations, including the Listing Regulations, the Companies Act and the SEBI ICDR Regulations, in respect of corporate governance including constitution of the Board and committees thereof, as applicable. The corporate governance framework is based on an effective independent Board, separation of the Board's supervisory role from the executive management team and constitution of the Board committees, as required under law.

### **Committees of the Board**

Our Board may constitute committees to delegate certain powers as permitted under the Companies Act.

In terms of the Listing Regulations and the Companies Act, our Company has constituted the following Board-level committees:

#### ***Audit Committee***

The members of the Audit Committee are:

1. Anil Rajendra Nath (*Chairman*);
2. Pavan Kumar Bajaj (*Member*); and
3. Jyotsna Angara (*Member*).

The Audit Committee was constituted on December 28, 2018 and the terms of reference were updated on April 14, 2021 and August 23, 2021 and was reconstituted on May 14, 2022. The scope and function of the Audit Committee is in accordance with Section 177 of the Companies Act and the Listing Regulations and its terms of reference include the following:

- (i) The Audit Committee shall have powers, which should include the following:
  - (a) To investigate any activity within its terms of reference;
  - (b) To seek information from any employee of the Company;
  - (c) To obtain outside legal or other professional advice;
  - (d) To secure attendance of outsiders with relevant expertise, if it considers necessary; and
  - (e) Such powers as may be prescribed under the Companies Act and SEBI Listing Regulations.
- (ii) The role of the Audit Committee shall include the following:
  - (a) Oversight of the Company's financial reporting process, examination of the financial statement and the auditors' report thereon and the disclosure of its financial information to ensure that the financial statement is correct, sufficient and credible;

- (b) Recommendation for appointment, re-appointment and removal/replacement, remuneration and terms of appointment of auditors, including the internal auditor, cost auditor and statutory auditor, of the Company and the fixation of audit fee;
- (c) Approval of payments to statutory auditors for any other services rendered by them to the Company;
- (d) Reviewing, with the management, the annual financial statements and auditor's report thereon before submission to the Board for approval, with particular reference to:
  - (i) Matters required to be included in the Director's Responsibility Statement to be included in the Board's report in terms of clause (c) of sub-section 3 of section 134 of the Companies Act;
  - (ii) Changes, if any, in accounting policies and practices and reasons for the same;
  - (iii) Major accounting entries involving estimates based on the exercise of judgment by the management of the Company;
  - (iv) Significant adjustments made in the financial statements arising out of audit findings;
  - (v) Compliance with listing and other legal requirements relating to financial statements;
  - (vi) Disclosure of any related party transactions; and
  - (vii) Qualifications / modified opinion(s) in the draft audit report.
- (e) Reviewing, with the management, the quarterly, half-yearly and annual financial statements before submission to the Board for approval;
- (f) Reviewing, with the management, the statement of uses/application of funds raised through an issue (public issue, rights issue, preferential issue, etc.), the statement of funds utilised for purposes other than those stated in the offer document/prospectus/notice and the report submitted by the monitoring agency monitoring the utilisation of proceeds of a public or rights issue, and making appropriate recommendations to the Board to take up steps in this matter;
- (g) Reviewing and monitoring the auditor's independence and performance, and effectiveness of audit process;
- (h) Formulating a policy on related party transactions, which shall include materiality of related party transactions;
- (i) Approval or any subsequent modification of transactions of the Company with related parties and granting omnibus approval for related party transactions proposed to be entered into by the Company subject to such conditions as may be prescribed;
- (j) Review, at least on a quarterly basis, the details of related party transactions entered into by the Company pursuant to each of the omnibus approvals given;
- (k) Scrutiny of inter-corporate loans and investments;
- (l) Conduct valuation of undertakings or assets of the company, wherever it is necessary;
- (m) Evaluation of internal financial controls and risk management systems;
- (n) Reviewing, with the management, performance of statutory and internal auditors, adequacy of the internal control systems;
- (o) Reviewing the adequacy of internal audit function, if any, including the structure of the internal audit department, staffing and seniority of the official heading the department, reporting structure coverage and frequency of internal audit;
- (p) Discussion with internal auditors of any significant findings and follow up there on;

- (q) Reviewing the findings of any internal investigations by the internal auditors into matters where there is suspected fraud or irregularity or a failure of internal control systems of a material nature and reporting the matter to the Board;
  - (r) Discussion with statutory auditors before the audit commences, about the nature and scope of audit as well as post-audit discussion to ascertain any area of concern;
  - (s) Looking into the reasons for substantial defaults in the payment to the depositors, debenture holders, shareholders (in case of non-payment of declared dividends) and creditors;
  - (t) Reviewing the functioning of the whistle blower mechanism;
  - (u) Approval of the appointment of the Chief Financial Officer of the Company (i.e., the whole-time finance director or any other person heading the finance function or discharging that function) after assessing the qualifications, experience and background, etc., of the candidate;
  - (v) Carrying out any other functions as provided under the Companies Act, the SEBI Listing Regulations and other applicable laws;
  - (w) To formulate, review and make recommendations to the Board to amend the Audit Committee charter from time to time;
  - (x) monitoring the end use of funds raised through public offers and related matters;
  - (y) overseeing the vigil mechanism established by the Company, with the chairman of the Audit Committee directly hearing grievances of victimization of employees and directors, who used vigil mechanism to report genuine concerns in appropriate and exceptional cases;
  - (z) Reviewing the utilization of loans and/ or advances from/investment by the holding company in the subsidiary exceeding rupees 100 crore or 10% of the asset size of the subsidiary, whichever is lower including existing loans / advances / investments existing as on the date of coming into force of this provision;
  - (aa) Establishing a vigil mechanism for directors and employees to report their genuine concerns or grievances;
  - (bb) Carrying out any other function as is mentioned in the terms of reference of the Audit Committee; and
  - (cc) Such roles as may be prescribed under the Companies Act and SEBI Listing Regulations.
- (iii) The Audit Committee shall mandatorily review the following information:
- (a) Management discussion and analysis of financial condition and results of operations;
  - (b) Statement of significant related party transactions (as defined by the Audit Committee), submitted by the management of the Company;
  - (c) Management letters/letters of internal control weaknesses issued by the statutory auditors of the Company;
  - (d) Internal audit reports relating to internal control weaknesses;
  - (e) The appointment, removal and terms of remuneration of the chief internal auditor shall be subject to review by the Audit Committee;
  - (f) Statement of deviations:

- i. quarterly statement of deviation(s) including report of monitoring agency, if applicable, submitted to stock exchange(s) in terms of Regulation 32(1) of the SEBI Listing Regulations; and
- ii. annual statement of funds utilised for purposes other than those stated in the offer document/prospectus/notice in terms of Regulation 32(7) of the SEBI Listing Regulations; and

(g) review the financial statements, in particular, the investments made by any unlisted subsidiary.

### ***Nomination and Remuneration Committee***

The members of the Nomination and Remuneration Committee are:

1. Mirza Ghulam Muhammad Baig, (*Chairman*);
2. Anil Rajendra Nath (*Member*); and
3. Jyotsna Angara (*Member*)

The Nomination and Remuneration Committee was constituted on December 28, 2018 and the terms of reference were updated on April 14, 2021 and September 20, 2021 and was reconstituted on May 14, 2022. The scope and function of the Nomination and Remuneration Committee is in accordance with Section 178 of the Companies Act and the Listing Regulations. The terms of reference of the Nomination and Remuneration Committee include:

- (a) Formulation of the criteria for determining qualifications, positive attributes and independence of a director and recommend to the Board a policy, relating to the remuneration of the directors, key managerial personnel and other employees;
- (b) Formulation of criteria for evaluation of performance of independent directors and the Board;
- (c) Devising a policy on Board diversity;
- (d) Identifying persons who are qualified to become directors of the Company and who may be appointed in senior management in accordance with the criteria laid down, and recommend to the Board their appointment and removal and carrying out evaluation of every director's performance (including independent director). The Company shall disclose the remuneration policy and the evaluation criteria in its annual report;
- (e) Analysing, monitoring and reviewing various human resource and compensation matters;
- (f) Determining the Company's policy on specific remuneration packages for executive directors including pension rights and any compensation payment, and determining remuneration packages of such directors;
- (g) Recommending the remuneration, in whatever form, payable to the senior management personnel and other staff (as deemed necessary);
- (h) Reviewing and approving compensation strategy from time to time in the context of the then current Indian market in accordance with applicable laws;
- (i) Determining whether to extend or continue the term of appointment of the independent director, on the basis of the report of performance evaluation of independent directors;
- (j) Perform such functions as are required to be performed by the compensation committee under the Securities and Exchange Board of India (Share Based Employee Benefits) Regulations, 2014;
- (k) Administering the employee stock option scheme/plan approved by the Board and shareholders of the Company in accordance with the terms of such scheme/plan ("**ESOP Scheme**");
- (l) Determining the eligibility of employees to participate under the ESOP Scheme;
- (m) Granting options to eligible employees and determining the date of grant;



- (n) Determining the number of options to be granted to an employee;
- (o) Determining the exercise price under the ESOP Scheme;
- (p) Construing and interpreting the ESOP Scheme and any agreements defining the rights and obligations of the Company and eligible employees under the ESOP Scheme, and prescribing, amending and/or rescinding rules and regulations relating to the administration of the ESOP Scheme;
- (q) Framing suitable policies, procedures and systems to ensure that there is no violation of securities laws, as amended from time to time, including:
  - a. the Securities and Exchange Board of India (Prohibition of Insider Trading) Regulations, 2015, as amended; and
  - b. the Securities and Exchange Board of India (Prohibition of Fraudulent and Unfair Trade Practices Relating to the Securities Market) Regulations, 2003, as amended,
 by the Company and its employees, as applicable.
- (r) Performing such other activities as may be delegated by the Board of Directors and/or are statutorily prescribed under any law to be attended to by the Nomination and Remuneration Committee.
- (s) Such terms of reference as may be prescribed under the Companies Act and SEBI Listing Regulations.
- (t) For every appointment of an independent director, the Nomination and Remuneration Committee shall evaluate the balance of skills, knowledge and experience on the Board and on the basis of such evaluation, prepare a description of the role and capabilities required of an independent director. The person recommended to the Board for appointment as an independent director shall have the capabilities identified in such description. For the purpose of identifying suitable candidates, the Committee may:
  - a. use the services of an external agencies, if required;
  - b. consider candidates from a wide range of backgrounds, having due regard to diversity; and
  - c. consider the time commitments of the candidates.

### ***Stakeholders' Relationship Committee***

The members of the Stakeholders' Relationship Committee are:

1. Jyotsna Angara (*Chairperson*);
2. Astha Bajaj (*Member*); and
3. Karan Bajaj (*Member*).

The Stakeholders' Relationship Committee was originally constituted by our Board at their meeting held on December 28, 2018 and reconstituted on April 14, 2021 and May 14, 2022. The terms of reference were updated and approved on April 14, 2021. The scope and function of the Stakeholders' Relationship Committee is in accordance with Section 178 of the Companies Act and the Listing Regulations. The terms of reference of the Stakeholders' Relationship Committee are as follows:

- (a) Redressal of all security holders' and investors' grievances such as complaints related to transfer of shares, including non-receipt of share certificates and review of cases for refusal of transfer/transmission of shares and debentures, non-receipt of balance sheet, non-receipt of declared dividends, non-receipt of annual reports, issue of new / duplicate certificates, general meetings etc., and assisting with quarterly reporting of such complaints;
- (b) Reviewing of measures taken for effective exercise of voting rights by shareholders;
- (c) Investigating complaints relating to allotment of shares, approval of transfer or transmission of shares, debentures or any other securities;

- (d) Giving effect to all transfer/transmission of shares and debentures, dematerialisation of shares and re-materialisation of shares, split and issue of duplicate/consolidated share certificates, compliance with all the requirements related to shares, debentures and other securities from time to time;
- (e) Reviewing the measures and initiatives taken by the Company for reducing the quantum of unclaimed dividends and ensuring timely receipt of dividend warrants/annual reports/statutory notices by the shareholders of the Company;
- (f) Reviewing the adherence to the service standards by the Company with respect to various services rendered by the registrar and transfer agent of the Company and to recommend measures for overall improvement in the quality of investor services;
- (g) Carrying out such other functions as may be specified by the Board from time to time or specified/provided under the Companies Act or SEBI Listing Regulations, or by any other regulatory authority.

### ***Corporate Social Responsibility Committee***

The members of the Corporate Social Responsibility Committee are:

1. Astha Bajaj (*Chairperson*);
2. Anil Rajendra Nath (*Member*); and
3. Karan Bajaj (*Member*).

The Corporate Social Responsibility Committee was constituted by our Board at their meeting held on December 28, 2018 and the terms of reference were also approved on April 14, 2021. The terms of reference of the Corporate Social Responsibility Committee of our Company include the following:

- a. To formulate and recommend to the Board the corporate social responsibility policy of the Company, including any amendments thereto in accordance with Schedule VII of the Companies Act, 2013;
- b. To review and recommend the amount of expenditure to be incurred on the activities to be undertaken by the Company;
- c. To monitor the corporate social responsibility policy from time to time; and
- d. Any other matter as the corporate social responsibility policy may deem appropriate after approval of the Board or as may be directed by the Board from time to time.

### ***Risk Management Committee***

The members of the Risk Management Committee are:

1. Mirza Ghulam Muhammad Baig (*Chairman*);
2. Karan Bajaj (*Member*); and
3. Premchand Devarakonda (*Member*).

The Risk Management Committee was constituted on January 10, 2022. The scope and function of the Risk Management Committee is in accordance with the Listing Regulations and its terms of reference include the following:

- a) To formulate a detailed risk management policy which shall include:
  - i. framework for identification of internal and external risks specifically faced by the Company, in particular including financial, operational, sectoral, sustainability, information, cyber security risks or any other risk as may be determined by the Risk Management Committee.
  - ii. measures for risk mitigation including systems and processes for internal control of identified risks.

- iii. business continuity plan.
- b) To ensure that appropriate methodology, processes and systems are in place to monitor and evaluate risks associated with the business of the Company.
- c) To review and recommend potential risk involved in any new business plans and processes.
- d) To implement, monitor and oversee the implementation of the risk management policy, including evaluating the adequacy of risk management system.
- e) Laying down risk assessment and minimization procedures and the procedures to inform Board of the same.
- f) To periodically review and assess the risk management policy, at least once in two years, including by considering the changing industry dynamics and evolving complexity and recommend for any amendment or modification as necessary.
- g) To keep the Board of Directors informed about the nature and content of its discussion, recommendation and action to be taken.
- h) The appointment, removal and terms of remuneration of the Chief Risk Officer (if any), shall be subject to the review by the Risk Management Committee.
- i) To seek information from any employee, obtain outside legal or other professional advice and secure attendance of outsiders with relevant expertise, if it considers necessary.
- j) Performing such other activities as may be delegated by the Board and/or are statutorily prescribed under any law to be attended to by the Risk Management Committee. The Risk Management Committee shall coordinate its activity with other Committees, in instances where there is any overlap with activities of such Committees, as per the framework laid down by the Board of Directors.

### ***IPO Committee***

The members of the IPO Committee are:

1. Pavan Kumar Bajaj (*Chairman*);
2. Karan Bajaj (*Member*);
3. Astha Bajaj (*Member*); and
4. Mirza Ghulam Muhammad Baig (*Member*).

The IPO Committee was originally constituted by our Board at their meeting held on December 28, 2018 and reconstituted on April 14, 2021. The terms of reference were also updated on April 14, 2021. The IPO Committee has been authorized to approve and decide upon all activities in connection with the Issue, including, but not limited to, to approve the Draft Red Herring Prospectus, the Red Herring Prospectus and the Prospectus, to decide the terms and conditions of the Issue, to appoint various intermediaries, negotiating and executing Issue related agreements and to submit applications and documents to relevant statutory and other authorities from time to time. The terms of reference of the IPO Committee of our Company include the following:

- (i) To decide on the size, timing, pricing and all the terms and conditions of the issue and transfer of the Equity Shares including the number of the Equity Shares to be offered pursuant to the Offer (including any reservation, green shoe option and any rounding off in the event of any oversubscription), price and any discount as allowed under applicable laws that may be fixed and determined in accordance with the applicable law, and to accept any amendments, modifications, variations or alterations thereto;
- (ii) To make applications to seek clarifications and obtain approvals from, where necessary, the Securities and Exchange Board of India (“**SEBI**”), the Reserve Bank of India (“**RBI**”), the Registrar of Companies and/or any other governmental or statutory/regulatory authorities as may be required in connection with the Offer and accept on behalf of the Board such conditions and modifications/amendments/alterations/corrections in the DRHP, RHP, and the Prospectus as may be

prescribed or imposed by any of the above mentioned authorities while granting such approvals, permissions and sanctions as may be required;

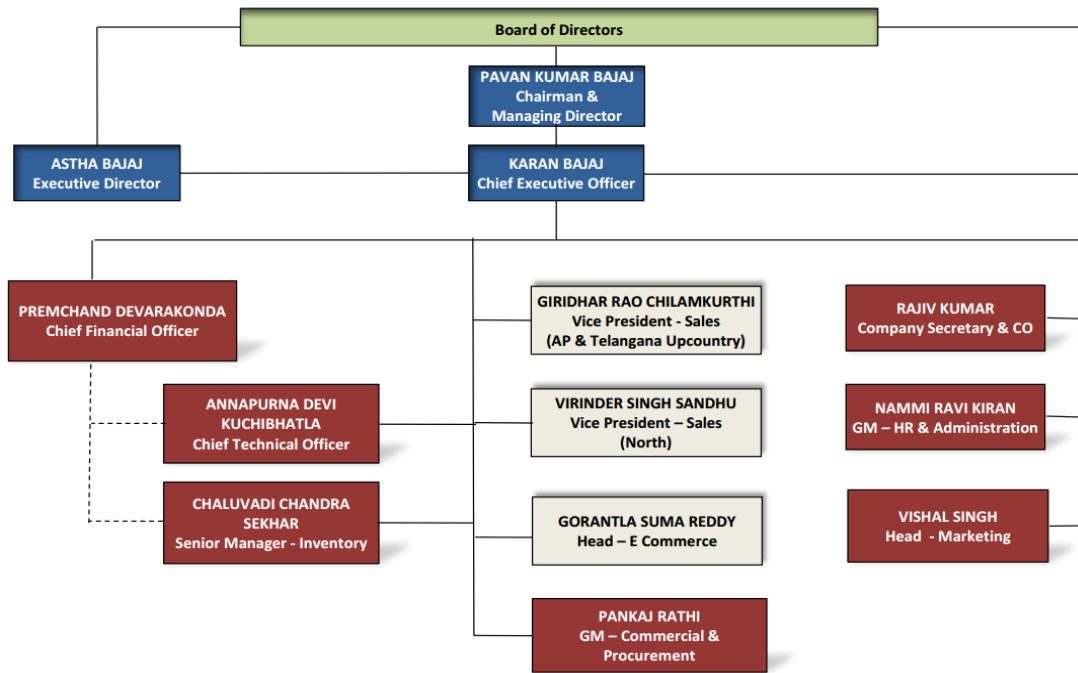
- (iii) If deemed appropriate, to invite the existing shareholders of the Company to participate in the Offer by offering for sale the Equity Shares held by them at the same price as in the Offer;
- (iv) To take all actions as may be necessary in connection with the Offer, including extending the Bid/Offer period, revision of the Price Band, in accordance with the Applicable Laws;
- (v) To appoint and enter into arrangements with the book running lead managers for the Offer (“**BRLMs**”), underwriters to the Offer, syndicate members to the Offer, brokers to the Offer, advisors to the Offer, escrow collection bank(s) to the Offer, registrars to the Offer, sponsor bank, refund bank(s) to the Offer, public offer account bank(s) to the Offer, advertising agencies, legal counsels each to the Company and the BRLMs and any other agencies or persons or intermediaries to the Offer and to negotiate and finalise and amend the terms of their appointment, including but not limited to execution of the BRLMs’ mandate letter, negotiation, finalisation, execution and, if required, amendment of the Offer agreement with the BRLMs and the underwriting agreement with the underwriters;
- (vi) To negotiate, finalise, settle, execute and deliver or arrange the delivery of Offer agreement, registrar agreement, syndicate agreement, underwriting agreement, cash escrow agreement, share escrow agreement, monitoring agency agreement and all other documents, deeds, agreements, memorandum of understanding, and any notices, supplements, amendments and corrigenda thereto, as may be required or desirable and other instruments whatsoever with the registrar to the Offer, legal advisors, auditors, Stock Exchanges, BRLMs and any other agencies/intermediaries in connection with the Offer with the power to authorise one or more officers of the Company to negotiate, execute and deliver all or any of the aforesaid documents;
- (vii) To decide the pricing, the terms and conditions of the issue of the Equity Shares, all other related matters regarding the Pre-IPO Placement if any, including the execution of the relevant documents with the investors, in consultation with the BRLMs, and rounding off, if any, in the event of oversubscription and in accordance with Applicable Laws;
- (viii) To decide in consultation with the BRLMs on the size, timing, pricing, discount, reservation and all the terms and conditions of the Offer, including the price band, bid period, Offer price, and to accept any amendments, modifications, variations or alterations thereto;
- (ix) to finalise, settle, approve, adopt, deliver and arrange for, in consultation with the BRLMs, submission of the draft red herring prospectus (“**DRHP**”), the red herring prospectus (“**RHP**”) and the prospectus (including amending, varying or modifying the same, as may be considered desirable or expedient), the preliminary and final international wrap and any amendments, supplements, notices, addenda or corrigenda thereto for the offer of Equity Shares and take all such actions in consultation with the BRLMs as may be necessary for the submission and filing of these documents including incorporating such alterations/corrections/modifications as may be required by SEBI, RoC, or any other relevant governmental and statutory authorities or in accordance with all Applicable Law;
- (x) To seek, if required, the consent of the lenders of the Company, industry data providers, parties with whom the Company has entered into various commercial and other agreements, all concerned government and regulatory authorities in India or outside India, and any other consents that may be required in relation to the Offer or any actions connected therewith;
- (xi) To open and operate bank account(s) of the Company in terms of the cash escrow agreement, sponsor bank agreement, as applicable for handling of refunds for the Offer and to authorise one or more officers of the Company to execute all documents/deeds as may be necessary in this regard;
- (xii) To authorise and approve in consultation with the BRLMs the incurring of expenditure in relation to the Offer and payment of fees, commissions, brokerage, remuneration and reimbursement of expenses in connection with the Offer;
- (xiii) To authorise any concerned person on behalf of the Company to give such declarations, affidavits, certificates, consents and authorities as may be required from time to time in relation to the Offer;

- (xiv) To approve suitable policies in relation to the Offer such as policies on insider trading, whistle-blowing, risk management, and any other policies as may be required under Applicable Laws and the listing agreement to be entered into by the Company with the relevant stock exchanges;
- (xv) To approve any corporate governance requirements, code of conduct for the Board, officers and other employees of the Company that may be considered necessary by the Board or the IPO Committee or as may be required under Applicable Laws or the listing agreement to be entered into by the Company with the relevant stock exchanges in connection with the Offer;
- (xvi) To authorise and approve notices, advertisements in relation to the Offer in consultation with the relevant intermediaries appointed for the Offer;
- (xvii) To open and operate bank accounts of the Company in terms of Section 40(3) of the Companies Act or as may be required by the regulations issued by SEBI and to authorise one or more officers of the Company to execute all documents/deeds as may be necessary in this regard;
- (xviii) To determine and finalise the bid opening and bid closing dates (including bid opening and closing dates for anchor investors), floor price/price band for the Offer, the Offer price for anchor investors, approve the basis for allocation/allotment and confirm allocation/allotment of the Equity Shares to various categories of persons as disclosed in the DRHP, the RHP and the Prospectus, and do all such acts and things as may be necessary and expedient for, and incidental and ancillary to the Offer including any alteration, addition or making any variation in relation to the Offer in consultation with the BRLMs;
- (xix) To issue receipts/allotment letters/confirmation of allocation notes either in physical or electronic mode representing the underlying Equity Shares in the capital of the Company with such features and attributes as may be required and to provide for the tradability and free transferability thereof as per market practices and regulations, including listing on the Stock Exchanges, with power to authorise one or more officers of the Company to sign all or any of the aforesaid documents;
- (xx) To withdraw the DRHP or the RHP or not to proceed with the Offer at any stage, if considered necessary and expedient, in accordance with Applicable Laws;
- (xxi) To make applications for listing of Equity Shares on the recognised Stock Exchanges for listing of the equity shares of the Company and to execute and to deliver or arrange the delivery of necessary documentation to the concerned Stock Exchanges and to take all such other actions as may be necessary in connection with obtaining such listing, including, without limitation, entering into the listing agreements;
- (xxii) To do all such deeds and acts as may be required to dematerialise the Equity Shares of the Company and to sign and/or modify, as the case may be, agreements and/or such other documents as may be required with National Securities Depository Limited, Central Depository Services (India) Limited, registrar and transfer agents and such other agencies, as may be required in this connection with power to authorise one or more officers of the Company to execute all or any of the aforesaid documents;
- (xxiii) To do all such acts, deeds, matters and things and execute all such other documents, etc., as it may, in its absolute discretion, deem necessary or desirable for the Offer, in consultation with the BRLMs, including without limitation, determining the anchor investor portion and allocation to anchor investors, finalising the basis of allocation and allotment of Equity Shares to the successful allottees and credit of Equity Shares to the demat accounts of the successful allottees in accordance with Applicable Laws;
- (xxiv) To settle all questions, difficulties or doubts that may arise in regard to the Offer, including such issues or allotment of the equity shares as aforesaid and matters incidental thereto in consultation with the BRLMs and to delegate the powers conferred hereinunder subject to such restrictions and limitations as it may deem fit and in the interest of the Company and to do all such acts and deeds in connection therewith and incidental thereto, as the Committee may be deemed necessary and permissible under Applicable Laws to the officials of the Company;

- (xxv) To take such action, give such directions, as may be necessary or desirable as regards the Offer and to do all such acts, matters, deeds and things, including but not limited to the allotment of Equity Shares against the valid applications received in the Offer, as are in the best interests of the Company;
- (xxvi) To negotiate, finalise, settle, execute and deliver any and all other documents or instruments and doing or causing to be done any and all acts or things as the IPO Committee may deem necessary, appropriate or advisable in order to carry out the purposes and intent of the foregoing or in connection with the Offer and any documents or instruments so executed and delivered or acts and things done or caused to be done by the IPO Committee shall be conclusive evidence of the authority of the IPO Committee in so doing;
- (xxvii) To submit undertaking/certificates or provide clarifications to the Securities Exchange Board of India and the Stock Exchanges where the Equity Shares of the Company are proposed to be listed; and
- (xxviii) To authorize and empower officers of the Company, (each, an “**Authorized Officer(s)**”), for and on behalf of the Company, to execute and deliver, on a several basis, any agreements and arrangements as well as amendments or supplements thereto that the Authorized Officer(s) consider necessary, appropriate or advisable, in connection with the Offer, including, without limitation, engagement letter(s), memoranda of understanding, the listing agreement(s) with the stock exchanges(s), the registrar’s agreements, the offer agreement with the BRLMs and (other entities as appropriate), the underwriting agreement, the syndicate agreement with the BRLMs and syndicate members, the stabilization agreement, the cash escrow and sponsor bank agreement, the share escrow agreement, confirmation of allocation notes, allotment advice, placement agents, registrar to the Offer, bankers to the Company, managers, underwriters, escrow agents, accountants, auditors, legal counsel, depositories, advertising agency(ies), syndicate members, brokers, escrow collection bankers, auditors, grading agency, monitoring agency and such persons or agencies as may be involved in or concerned with the Offer by the BRLMs and to do or cause to be done any and all such acts or things that the Authorized Officer(s) may deem necessary, appropriate or desirable in order to carry out the purpose and intent of the foregoing resolutions for the Offer, and any such agreements or documents so executed and delivered and acts and things done by any such Authorized Officer(s) shall be conclusive evidence of the authority of the Authorized Officer and the Company in so doing.

# Management Organisation Chart

EMIL | Organizational structure



## Key Managerial Personnel

In addition to Pavan Kumar Bajaj, Karan Bajaj and Astha Bajaj, our Executive Directors, the following persons are our Key Managerial Personnel as on the date of this Red Herring Prospectus. For details see “-*Brief Biographies of Directors*” and “-*Remuneration to Executive Directors*” on pages 192 and 193, respectively. The details of our other Key Managerial Personnel are as follows:

**Premchand Devarakonda** is the Chief Financial Officer of our Company. He has been associated with our Company since October 30, 2019 and was appointed the Chief Financial Officer with effect from March 2, 2020. His term of office is till his resignation or termination of service by our Company. He holds a bachelor’s degree in commerce from Andhra University. He is a fellow member of the Institute of Chartered Accountants of India and has also cleared the final examination and the information systems audit test held by the Institute of Chartered Accountants of India. In the past, he was associated with M/s. Manoj & Prem Associates, Chartered Accountants in the capacity of a partner, Services & Trade Company in the capacity of manager-internal audit and Coromandel Fertilisers Limited in the capacity of manager – management audit and Services & Trade Company LLC in the capacity of an Executive Director. During the Financial Year 2022, he was paid gross salary of ₹ 7.97 million.

**Giridhar Rao Chilamkurthi** is the Vice President - Sales of our Company. He has been associated with our Company since June 06, 2019. His term of office is till his resignation or termination of service by our Company. He holds a bachelor’s degree in science and a master’s degree in business administration from Nagarjuna University. Prior to joining our Company, he was associated with Tirumala Music Centre Private Limited in the capacity of a chief operating officer from 2014 to 2019. During the Financial Year 2022, he was paid gross salary of ₹ 4.78 million.

**Rajiv Kumar** is the Company Secretary and Compliance Officer of our Company. He has been associated with our Company since September 10, 2018. His term of office is till his resignation or termination of service by our Company. He holds a bachelor’s degree in commerce from University of Delhi and a master’s degree in business administration from Amity University. He is an associate member of the Institute of Company Secretaries of India. Prior to joining our Company, he was associated with GENPACT India as a process associate from 2006 to 2011 for a period of four years and with SNJ Synthetics Limited as a company secretary from 2016 to 2017 for a period of more than one year. During the Financial Year 2022, he was paid gross salary of ₹ 2.19 million.

**Annapurna Devi Kuchibhatla** is the Chief Technical Officer of our Company. She has been associated with our Company since January 27, 2020. Her term of office is till her resignation or termination of service by our Company. She holds a bachelor’s degree in science from Nagarjuna University and a master’s degree in computer applications from Padmavati Mahila Visva Vidyalayam. She has received a certificate from Carnegie Mellon University on completion of requirements of professional education series and is also a certified information systems auditor. Prior to joining our Company, she was associated with LV Prasad Eye Institute in the capacity of a chief technical officer from 2009 to 2015 and in the capacity of consultant (chief technical officer) from 2015 to 2020. During the Financial Year 2022, she was paid gross salary of ₹ 3.96 million.

**Gorantla Suma Reddy** is the Head- E-commerce of our Company. She has been associated with our Company since December 01, 2016. Her term of office is till her resignation or termination of service by our Company. She has cleared the examination of bachelor of commerce and master’s of business administration from Osmania University. Prior to joining our Company, she was associated with Saisanj Retail Private Limited in the capacity of a vendor manager. During the Financial Year 2022, she was paid gross salary of ₹ 1.82 million.

**Nammi Ravi Kiran** is the General Manager-HR and Administration of our Company. He has been associated with our Company since November 17, 2017. His term of office is till his resignation or termination of service by our Company. He holds a provisional bachelor’s degree in computer applications from Madurai Kamaraj University and has completed a post graduate diploma in business management (marketing management with human resource management). Prior to joining our Company, he was associated with Mahathi Software Private Limited in the capacity of a human resource manager from March 2017 until November 2017. During the Financial Year 2022, he was paid gross salary of ₹ 2.04 million.

**Chaluvadi Chandra Sekhar** is the Senior Manager- Inventory of our Company. He has been associated with our Company since March 08, 2019. His term of office is till his resignation or termination of service by our Company. He holds a bachelor’s degree in arts from Andhra University and has received a provisional pass certificate for passing the examination of the degree course of master’s in science (I.T.) from Kuvempu University. Prior to joining our Company, he was associated with Innovative Retail Concepts Private Limited in the capacity of an inventory head from 2018 to 2019. During the Financial Year 2022, he was paid gross salary of ₹ 1.09 million.



**Pankaj Rathi** is the General Manager- Commercial and Procurement of our Company. He has been associated with our Company since August 22, 2017. His term of office is till his resignation or termination of service by our Company. He holds a bachelor's degree in commerce from Maharshi Dayanand Saraswati University and has received a certificate from Association of Chartered Certified Accountants (“ACCA”) for completing the strategic professional ACCA examinations. He has also cleared the final examination held by the Institute of Chartered Accountants of India. Prior to joining our Company, he was associated with ProArch IT Solutions Private Limited in the capacity of an associate general manager (finance) from 2016 to 2017. During the Financial Year 2022, he was paid gross salary of ₹ 3.07 million.

**Vishal Singh** is the Head- Marketing of our Company. He has been associated with our Company since August 28, 2020. His term of office is till his resignation or termination of service by our Company. He holds a bachelor's degree in commerce from Veer Bahadur Singh Purvanchal University and has completed post graduate diploma in management (marketing management) from Vishwa Vishwani Institute of Systems and Management. Prior to joining our Company, he was associated with Bennett Coleman & Company Limited in the capacity of a manager in response department from 2011 to 2020. During the Financial Year 2022, he was paid gross salary of ₹ 1.80 million.

**Virinder Singh Sandhu** is the Vice President, Sales – North of our Company. He has been associated with our Company since January 15, 2022. His term of office is till his resignation or termination of service by our Company. He holds a bachelor's degree in engineering (electronics branch) from University of Pune. Prior to joining our Company, he was associated with Panasonic India Private Limited in the capacity of Dy. General manger from January 5, 2015 to January 10, 2022. During the Financial Year 2022, he was paid gross salary of ₹ 1.24 million.

#### **Status of Key Managerial Personnel**

All our Key Management Personnel are permanent employees of our Company.

#### **Relationship between our Key Managerial Personnel and Directors**

Except as stated below, none of our Key Management Personnel and Directors are related to each other:

Karan Bajaj is the son of Pavan Kumar Bajaj and husband of Astha Bajaj.

#### **Shareholding of Key Managerial Personnel**

Except as disclosed “*Our Management - Shareholding of Directors in our Company*” on page 195, none of our Key Managerial Personnel hold any Equity Shares in our Company.

<b>Sr. No.</b>	<b>Name</b>	<b>Number of Equity Shares</b>
1.	Pavan Kumar Bajaj	152,057,999
2.	Karan Bajaj	147,878,566
3.	Astha Bajaj	13,287
	<b>Total</b>	<b>299,949,852</b>

#### **Bonus or Profit-Sharing Plans of the Key Managerial Personnel**

None of our Key Managerial Personnel are party to any bonus or profit-sharing plan of our Company.

#### **Interests of Key Managerial Personnel**

Except as disclosed in “*Our Management - Interest of Directors*” on page 196, our Key Management Personnel do not have any interest in our Company other than to the extent of the remuneration or benefits to which they are entitled to as per their terms of appointment and reimbursement of expenses incurred by them during the ordinary course of business.

The Key Management Personnel may be regarded as interested in the Equity Shares held by them, if any, and to the extent of any dividend payable to them and other distributions in respect of such Equity Shares.

#### **Changes in the Key Managerial Personnel**

In addition to the changes in our Board with respect to our Executive Directors as set forth under “*Our Management – Changes in the Board in the last three years*” on page 196, the changes in the Key Managerial Personnel in the last three years are as follows:

<b>Name</b>	<b>Designation</b>	<b>Date of change</b>	<b>Reason for change</b>
Virinder Singh Sandhu	Vice President, Sales – North	January 15, 2022	Appointed as Vice President, Sales - North
Ramesh Madhupalli	Chief Financial Officer	July 24, 2021	Resigned as the Chief Financial Officer
Vishal Singh	Head- Marketing	August 28, 2020	Appointed as the Head- Marketing
Premchand Devarakonda	Chief Financial Officer	March 2, 2020	Appointed as the Chief Financial Officer
Annapurna Devi Kuchibhatla	Chief Technical Officer	January 27, 2020	Appointed as Chief Technical Officer
Aravind Devarakonda	Chief Financial Officer	September 26, 2019	Resigned as the Chief Financial Officer

#### **Service Contracts with Directors and Key Managerial Personnel**

Except as disclosed in “*Our Management – Terms of appointment of our Directors - Remuneration to Executive Directors*” on page 193, no officer of our Company, including our Directors and the Key Managerial Personnel have entered into a service contract including termination/ retirement benefits with our Company pursuant to which they are entitled to any benefits upon termination of employment.

#### **Contingent and deferred compensation payable to our Directors and Key Managerial Personnel**

There is no contingent or deferred compensation accrued for Financial Year 2022 and payable to our Directors and Key Managerial Personnel, which does not form a part of their remuneration.

#### **Payment or benefit to Key Managerial Personnel**

Except as disclosed in this section, no non-salary amount or benefit has been paid or given to any of our Key Managerial Personnel within the two preceding years or is intended to be paid or given.

## OUR PROMOTERS AND PROMOTER GROUP

### Our Promoters



Pavan Kumar Bajaj and Karan Bajaj are the Promoters of our Company.

As on date of this Red Herring Prospectus, our Promoters' shareholding in our Company is as follows:

Sr. No.	Name of Promoter	Number of Equity Shares	% of pre-Issue issued, subscribed and paid-up Equity Share capital
1.	Pavan Kumar Bajaj	152,057,999	50.69%
2.	Karan Bajaj	147,878,566	49.29%
	<b>Total</b>	<b>299,936,565</b>	<b>99.98%</b>

For details of the build-up of the Promoters' shareholding in our Company, see “*Capital Structure – Build-up of the shareholding of our Promoters' in our Company*”, on pages 79.

### Details of our Individual Promoters

	<p><b><i>Pavan Kumar Bajaj</i></b></p> <p>Pavan Kumar Bajaj, aged 67 years, is the Chairman and Managing Director of our Company. He is an Indian national. For details of his educational qualifications, personal address, date of birth, experience, positions and posts held in the past, other directorships, other ventures, business, financial activities and special achievements, see “<i>Our Management</i>” on page 190.</p> <p>His driving license number is AP00920110016253. His PAN is ADQPB9127L and Aadhar card number is 9671 3451 6663.</p>
	<p><b><i>Karan Bajaj</i></b></p> <p>Karan Bajaj, aged 35 years, is the Chief Executive Officer and Whole-time Director of our Company. He is an Indian national. For details of his educational qualifications, personal address, date of birth, experience, positions and posts held in the past, other directorships, other ventures, business, financial activities and special achievements, see “<i>Our Management</i>” on page 190.</p> <p>His driving license number is DLFAP009336592005. His PAN is AKLPB3840N and Aadhar card number is 6052 9620 3543.</p>

Our Company confirms that the permanent account numbers, bank account numbers and the passport numbers of Pavan Kumar Bajaj and Karan Bajaj has been submitted to the Stock Exchanges at the time of filing of the Draft Red Herring Prospectus.

### Changes in the management and control of our Company

There has not been any change in the management or control of our Company in five years immediately preceding the date of this Red Herring Prospectus.

### Interest of our Promoters

Our Promoters are interested in our Company to the extent: (1) that they have promoted our Company; (2) of their

shareholding and the shareholding of their relatives in our Company and the dividend payable, if any, and other distributions in respect of the Equity Shares held by them or their relatives; (3) of being Executive Directors and Key Management Personnel of our Company and the remuneration payable by our Company to them; (4) of their relatives having been appointed to places of profit in our Company; (5) that they have provided personal guarantees for the loans availed by our Company; and (6) that our Company has undertaken transactions with them, or their relatives or entities in which our Promoters hold shares. In addition, the Promoters are interested to the extent of reimbursement paid to them. For details, see “*Capital Structure*”, “*History and Certain Corporate Matters*”, “*Our Management*”, “*Financial Statements - Restated Financial Information - Note 34 - Related party disclosures*” and “*Financial Indebtedness*” on pages 78, 185, 190, 263 and 309, respectively.

Except as stated below and in “*Financial Statements - Restated financial Information - Note 34 - Related party disclosures*” on page 263, our Promoters are not interested in the properties acquired or proposed to be acquired by our Company in the three years preceding the date of filing of this Red Herring Prospectus:

Our Company has entered into sale cum rectification deeds dated February 06, 2021, June 10, 2020 and June 23, 2020 February 11, 2022 and February 14, 2022 with our Promoter, Chairman and Managing Director, Pavan Kumar Bajaj, to convey the title of the following properties held by him in the capacity of a partner of the *erstwhile* M/s. Bajaj Electronics to our Company without payment of any consideration:

- a) Municipal No. 11-13-1376/4/1, Commercial Building known as “Pinnacle One Complex”, on Plot No. 1, Survey Number 7C, Saroor Nagar Village and Mandal, Ranga Reddy District, Telangana;
- b) Part of basement, ground floor, first floor and second floor, House No. 15-31-83 on Plot No. 3-MIG, Survey Numbers 1058 and 1059, Dharmareddy Colony, Phase- I, Kukatpally village and Municipality, Balanagar Mandal, Ranga Reddy district;
- c) Municipal Nos. 1-7-178, 182 to 184, commercial building complex known as “Paradise Pearl”, Mahatma Gandhi Road, Penderghast, Secunderabad; and
- d) Municipal Door Nos. 1-12-118/14, 1-12-118/14/A, 1-12-118/14/ B&C Commercial Building known as “Manikonda Plaza” on Plot No. LIG-B-14, in Survey Number 461 to 469, Dr. A.S. Rao Nagar, under GHMC Kapra Circle, Keesara Mandal, Medchal-Malkajgiri, Rangareddy District, Telangana, India
- e) 8-2-545/L1, known as “PREM PARVAT by PVP” , in Town Survey Nos.20/1 and 20/2, situated at Road No. 7, Banjara Hills, Hyderabad.
- f) Ground Floor, Shop No.19, M.C.H. No.6-3-456/ B/19 of the Multi-Storied Building Known as “MODEL HOUSE”, MCH No. 6-3-456/ A/1 to 9, situated at Panjagutta, Hyderabad.

Except as stated in this Red Herring Prospectus and in “*Financial Statements - Restated financial Information - Note 34 - Related party disclosures*” on page 263 our Promoters are not interested in any transaction in acquisition of land, construction of building or supply of machinery.

Our Promoters are not interested as a member of a firm or a company, and no sum has been paid or agreed to be paid to our Promoters or to such firm or company in cash or shares or otherwise by any person either to induce any of our Promoters to become, or qualify them as a director, or otherwise for services rendered by any of our Promoters or by such firm or company in connection with the promotion or formation of our Company.

Our Company has entered into leave and license agreements with Pavan Kumar Bajaj, Karan Bajaj and Renu Bajaj, who is the wife of Pavan Kumar Bajaj, with respect to the usage of various commercial properties located in Hyderabad, Telangana, wherein our Corporate Office is located. For details, see “*Financial Statements - Restated Financial Information - Note 34 - Related party disclosures*” on page 263 and “*Our Business*” – “*Property*” at page 178. Except as stated in “*Financial Statements - Restated Financial Information - Note 34 - Related party disclosures*” on page 263 and disclosed in “*Our Promoters and Promoter Group*” on page 211, there has been no payment of any amount or benefit given to our Promoters or Promoter Group during the two years preceding the date of filing of this Red Herring Prospectus nor is there any intention to pay any amount or give any benefit to our Promoters or Promoter Group as on the date of filing of this Red Herring Prospectus.

## Companies or firms with which our Promoters have disassociated in the last three years

Our Promoters have not disassociated themselves from any company or firm during the three years preceding the date of filing of this Red Herring Prospectus.

## Confirmations

Our Promoters have not been declared as Wilful Defaulters or fraudulent borrowers.

Our Promoters and members of our Promoter Group have not been debarred from accessing the capital market for any reasons by SEBI or any other authorities.

Our Promoters are not promoter or director of any other Company which is debarred from accessing capital markets.

Our Promoters, Pavan Kumar Bajaj, Karan Bajaj and member of our Promoter Group, Renu Bajaj have executed a deed of personal guarantee dated July 28, 2021 in favour of Bajaj Finance Limited to extend personal guarantees for the short term revolving loan credit facility amounting to ₹ 1,000 million availed by our Company. Further, our Promoters, Pavan Kumar Bajaj, Karan Bajaj and member of our Promoter Group, Renu Bajaj have also issued a letter of continuing guarantee dated July 1, 2021 and supplementary letter of continuing guarantee dated April 21, 2022 in favour of HDFC Bank Limited to extend personal guarantees for the working capital and term loan facilities availed from the said bank amounting to ₹ 5,674.87 million. Additionally, our Promoters, Pavan Kumar Bajaj and Karan Bajaj have executed a deed of personal guarantee dated June 7, 2022 in favour of Bajaj Finance Limited to extend personal guarantees for the term loan (loan against property) amounting to ₹ 266.00 million availed by our Company. Our Promoters, Pavan Kumar Bajaj and Karan Bajaj have also executed a deed of personal guarantee dated June 9, 2022 in favour of Axis Bank Limited to extend personal guarantees for the term loan amounting to ₹ 400 million availed by our Company. In addition to the above, our Promoters Pavan Kumar Bajaj and Karan Bajaj have executed a deed of personal guarantee dated May 19, 2022 in favour of ICICI Bank Limited to extend personal guarantees for the working capital facilities amounting to ₹ 200.00 million and term loan amounting to ₹ 1,200.00 million availed by our Company.

Other than as disclosed in this chapter and in the chapter titled “*Financial Indebtedness*” at page 309 of this Red Herring Prospectus, no material guarantees have been given to third parties by our Promoters with respect to Equity Shares of our Company.

Except as disclosed in “*Financial Statements -Restated Financial Information - Note 34 - Related party disclosures*” on page 263 our Promoters are not involved in any other ventures. Further, our Promoters are not involved in any venture that is in the same line of activities or business as that of our Company.

## Promoter Group

Persons constituting the Promoter Group of our Company in terms of Regulation 2(1) (pp) of the SEBI ICDR Regulations except the Promoters are set out below:

*Natural persons forming part of our Promoter Group (other than our Promoters):*

Sr. No.	Name of the individuals	Relationships
<b>Pavan Kumar Bajaj</b>		
1.	Renu Bajaj	Spouse
2.	Prem Bajaj	Brother
3.	Praveen Bajaj	Brother
4.	Kanwal Bajaj	Brother
5.	Rakhee Kapoor	Sister
6.	Seema Narula	Sister
7.	Isha Sameer Kalra	Daughter
8.	Lata Puri	Spouse's sister
<b>Karan Bajaj</b>		
1.	Astha Bajaj	Spouse
2.	Kabir Bajaj	Son

<b>Sr. No.</b>	<b>Name of the individuals</b>	<b>Relationships</b>
3.	Renu Bajaj	Mother
4.	Isha Sameer Kalra	Sister
5.	Devina Vijay Bhardwaj	Spouse's mother

*Entities forming part of our Promoter Group (other than our Promoters):*

<b>Sr. No.</b>	<b>Name of the entities</b>
1.	Sameto AG Drive Private Limited
2.	M/s. Box Food Company
3.	Bajaj Associates
4.	Intervein Pharmaceutical Solutions Private Limited

## **OUR GROUP COMPANIES**

In accordance with the SEBI ICDR Regulations and the applicable accounting standards, for the purpose of identification of ‘group companies’, our Company has considered (i) such companies (other than our Subsidiaries) with which there were related party transactions during the period for which Restated Financial Information has been disclosed in this Red Herring Prospectus, as covered under the applicable accounting standards; and (ii) any other companies which are considered material by our Board.

Accordingly, for (i) above, all such companies (other than our Subsidiaries) with which there were related party transactions during the periods covered in the Restated Financial Information, as covered under the applicable accounting standards, shall be considered as Group Companies in terms of the SEBI ICDR Regulations.

Further, in respect of point (ii) above, our Board has in its meeting held on April 14, 2021 passed a resolution to consider such companies as “material” with which there were transactions in the most recent financial year, which, exceed 5% of the total consolidated restated revenue of our Company, as per the Restated Financial Information.

Based on the parameters outlined above, our Company does not have any group companies as on the date of this Red Herring Prospectus.

## DIVIDEND POLICY

As on the date of this Red Herring Prospectus, the Company does not have a formal dividend policy. The declaration and payment of dividends will be recommended by the Board of Directors and approved by the Shareholders, at their discretion, subject to the provisions of the Articles of Association and applicable law, including the Companies Act (together with applicable rules issued thereunder). Any future determination as to the declaration and payment of dividends, if any, will be at the discretion of the Board and will depend on a number of factors, including but not limited to, consolidated net operating profit after tax, working capital requirements, capital expenditure requirements, cash flow required to meet contingencies, outstanding borrowings and applicable taxes including dividend distribution tax payable by our Company. For details in relation to the risks involved in this regard, see “*Risk Factors – Our Company has not paid any dividends in the past and we may not be able to pay dividends in the future.*” on page 49. In addition, our ability to pay dividends may be impacted by a number of factors, including restrictive covenants under loan or financing arrangements our Company is currently availing of or may enter into to finance our fund requirements for our business activities. For details, see the section entitled “*Financial Indebtedness*” on page 309. The Company has not declared and paid any dividends on the Equity Shares in any of the three Financial Years preceding the filing of this Red Herring Prospectus and until the filing of this Red Herring Prospectus.



**SECTION V: FINANCIAL INFORMATION**

**FINANCIAL STATEMENTS**

*[The remainder of this page has been intentionally left blank.]*

## INDEPENDENT AUDITOR'S EXAMINATION REPORT ON RESTATED CONSOLIDATED FINANCIAL INFORMATION

The Board of Directors  
**Electronics Mart India Limited**  
M. No 6-3-666/A1 to 7  
3rd Floor, Opposite NIMS Hospital  
Punjagutta Main Road  
Hyderabad – 500 082

Dear Sirs,

1. We have examined the attached Restated Consolidated Financial Information of **Electronics Mart India Limited** (the “Company” or the “Issuer”) and its subsidiaries, Cloudnine Retail Private Limited and EMIL CSR Foundation (the Company and its subsidiaries together referred to as the “Group”) comprising:
  - a. the Restated Consolidated Statement of Assets and Liabilities of the Group as at 30 June 2022, 31 March 2022, 31 March 2021 and 31 March 2020;
  - b. the Restated Consolidated Statements of Profit and Loss (including other comprehensive income), the Restated Consolidated Statement of Changes in Equity, the Restated Consolidated Cash Flow Statement of the Group for the three months period ended 30 June 2022 and for the years ended 31 March 2022, 31 March 2021 and 31 March 2020; and
  - c. the Summary of Significant Accounting Policies, and other explanatory information.

These statements, collectively, the “Restated Consolidated Financial Information” are approved by the Board of Directors of the Company at their meeting held on 15 September 2022 for the purpose of inclusion in the Red Herring Prospectus (“RHP”) and Prospectus prepared by the Company in connection with its proposed Initial Public Offer of equity shares (“IPO”) in terms of the requirements of:

- a. Section 26 of Part I of Chapter III of the Companies Act, 2013 (the “Act”);

- b. The Securities and Exchange Board of India (Issue of Capital and Disclosure Requirements) Regulations, 2018, as amended ("ICDR Regulations"); and
  - c. The Guidance Note on Reports in Company Prospectuses (Revised 2019) issued by the Institute of Chartered Accountants of India ("ICAI"), as amended from time to time (the "Guidance Note").
2. The Company's Board of Directors is responsible for the preparation of the Restated Consolidated Financial Information for the purpose of inclusion in the RHP and Prospectus to be filed with Securities and Exchange Board of India ("SEBI"), National Stock Exchange of India Limited and BSE Limited (collectively referred as the "Stock Exchanges") and Registrar of Companies, Telangana at Hyderabad ("ROC"), in connection with the proposed IPO. The Restated Consolidated Financial Information have been prepared by the management of the Company in accordance with the basis of preparation stated in note 2(a) to the Restated Consolidated Financial Information. The responsibility of the respective Board of Directors of the companies included in the Group includes designing, implementing and maintaining adequate internal control relevant to the preparation and presentation of the Restated Consolidated Financial Information. The respective Board of Directors are also responsible for identifying and ensuring that the Group complies with the Act, ICDR Regulations and the Guidance Note.
  3. We have examined such Restated Consolidated Financial Information taking into consideration:
    - a. The terms of reference and terms of our engagement agreed upon with you in accordance with our engagement letter dated 14 May 2022 read with addendum to engagement letter dated 9 September 2022 in connection with the proposed IPO of equity shares of the Company;
    - b. The Guidance Note. The Guidance Note also requires that we comply with the ethical requirements of the Code of Ethics issued by the ICAI;
    - c. Concepts of test checks and materiality to obtain reasonable assurance based on verification of evidence supporting the Restated Consolidated Financial Information; and
    - d. The requirements of Section 26 of the Act and the ICDR Regulations. Our work was performed solely to assist you in meeting your responsibilities in relation to your compliance with the Act, the ICDR Regulations and the Guidance Note in connection with the IPO.
  4. These Restated Consolidated Financial Information have been compiled by the management from:
    - a. Audited special purpose interim consolidated Ind AS financial statements of the Group as at and for the three months period ended 30 June 2022 prepared in accordance with Indian Accounting Standard (Ind AS) 34 "Interim Financial Reporting", specified under section 133 of the Act and other accounting principles generally accepted in India, except for the comparative figures that have not been included in the special purpose interim consolidated financial statements as per the requirements of Ind AS 34, since the special purpose interim consolidated financial statements were prepared for use for limited purposes (the "Special Purpose Interim Consolidated Ind AS Financial Statements") which have been approved by the Board of Directors at their meeting held on 15 September 2022.
    - b. Audited Consolidated Ind AS financial statements of the Group as at and for the years ended 31 March 2022, 31 March 2021 and 31 March 2020 prepared in accordance with the Indian Accounting Standards (referred to as "Ind AS") as prescribed under Section 133 of the Act read with Companies (Indian Accounting Standards) Rules 2015, as amended, and other accounting principles generally accepted in India, which have been approved by the Board of Directors at their meeting held on 26 May 2022, 23 August 2021 and 29 October 2020, respectively.

5. For the purpose of our examination, we have relied on auditors' reports issued by us dated 15 September 2022, 26 May 2022, 23 August 2021 and 29 October 2020 on the special purpose interim consolidated financial statements of the Group as at and for the three months period ended 30 June 2022 and the consolidated financial statements of the Group as at and for the years ended 31 March 2022, 31 March 2021 and 31 March 2020, respectively as referred in Paragraph 4 above.
6. Based on our examination and according to the information and explanations given to us, we report that the Restated Consolidated Financial Information:
  - a. have been prepared after incorporating adjustments for the changes in accounting policies, material errors and regrouping/reclassifications retrospectively in the financial years ended 31 March 2022, 31 March 2021 and 31 March 2020, to reflect the same accounting treatment as per the accounting policies and grouping/classifications followed as at and for the three months period ended 30 June 2022;
  - b. does not contain any qualifications requiring adjustments. However, those qualifications in the Companies (Auditor's Report) Order, 2020 and Companies (Auditor's Report) Order, 2016 issued by the Central Government of India in terms of sub section (11) of section 143 of the Act, which do not require any corrective adjustments in the Restated Consolidated Financial Information have been disclosed in Note 36 (3) to the Restated Consolidated Financial Information; and
  - c. have been prepared in accordance with the Act, ICDR Regulations and the Guidance Note.
7. The Restated Consolidated Financial Information do not reflect the effects of events that occurred subsequent to the respective dates of the reports on the audited financial statements mentioned in paragraph 4 above.
8. This report should not in any way be construed as a reissuance or re-dating of any of the previous audit reports issued by us, nor should this report be construed as a new opinion on any of the financial statements referred to herein.
9. We have no responsibility to update our report for events and circumstances occurring after the date of the report.
10. Our report is intended solely for use of the Board of Directors for inclusion in the RHP and Prospectus to be filed with SEBI, relevant Stock Exchanges and ROC in connection with the proposed IPO. Our report should not be used, referred to, or distributed for any other purpose except with our prior consent in writing. Accordingly, we do not accept or assume any liability or any duty of care for any other purpose or to any other person to whom this report is shown or into whose hands it may come without our prior consent in writing.

For **Walker Chandiook & Co LLP**

Chartered Accountants

Firm's Registration No.: 001076N/N500013

**Sanjay Kumar Jain**

Partner

Membership No.: 207660

UDIN: 22207660ASHSML5940

Place: Hyderabad

Date: 15 September 2022

**Electronics Mart India Limited**  
**Restated Consolidated Statement of Assets and Liabilities**  
*(All amounts in ₹ in millions, unless otherwise stated)*

	Notes	As at		As at 31 March	
		30 June 2022	2022	2021	2020
<b>ASSETS</b>					
<b>Non-current assets</b>					
Property, plant and equipment	4	4,324.93	2,794.73	2,754.65	2,229.38
Right-of-use assets	35(c)	5,040.92	5,049.14	3,975.47	3,482.39
Capital work-in-progress	5	165.68	238.44	20.44	24.27
Other intangible assets	6	5.53	5.58	6.35	3.04
Financial assets					
- Loans	7(a)	-	-	-	4.15
- Other non-current financial assets	8(a)	319.50	292.13	250.14	190.22
Deferred tax assets (net)	27	188.23	176.27	115.76	67.50
Non-current tax assets	26(c)	56.47	56.56	47.69	86.27
Other non-current assets	9(a)	33.71	141.15	31.50	171.58
		<b>10,134.97</b>	<b>8,754.00</b>	<b>7,202.00</b>	<b>6,258.80</b>
<b>Current assets</b>					
Inventories	10	4,732.95	6,138.21	4,813.69	4,017.81
Financial assets					
- Trade receivables	11	1,010.78	1,079.33	953.92	845.98
- Cash and cash equivalents	12	196.99	343.99	350.21	870.73
- Loans	7(b)	13.70	13.13	9.54	9.29
- Other current financial assets	8(b)	37.42	1.53	1.71	2.43
Other current assets	9(b)	1,429.00	1,917.23	1,904.20	1,470.97
		<b>7,420.84</b>	<b>9,493.42</b>	<b>8,033.27</b>	<b>7,217.21</b>
<b>Total assets</b>		<b>17,555.81</b>	<b>18,247.42</b>	<b>15,235.27</b>	<b>13,476.01</b>
<b>EQUITY AND LIABILITIES</b>					
<b>Equity</b>					
Equity share capital	13	3,000.03	3,000.03	3,000.03	3,000.03
Other equity	14	3,379.70	2,965.08	1,919.15	1,330.73
<b>Equity attributable to equity holders of holding company</b>		<b>6,379.73</b>	<b>5,965.11</b>	<b>4,919.18</b>	<b>4,330.76</b>
<b>Liabilities</b>					
<b>Non-current liabilities</b>					
Financial liabilities					
- Borrowings	15(a)	1,438.53	551.64	621.30	629.70
- Lease liabilities	35(a)	5,266.93	5,238.55	4,016.83	3,365.51
Provisions	16	1.82	7.04	20.51	12.56
		<b>6,707.28</b>	<b>5,797.23</b>	<b>4,658.64</b>	<b>4,007.77</b>

**Electronics Mart India Limited**  
**Restated Consolidated Statement of Assets and Liabilities**

*(All amounts in ₹ in millions, unless otherwise stated)*

	Notes	As at		As at 31 March	
		30 June 2022	2022	2021	2020
<b>Current liabilities</b>					
Financial liabilities					
- Borrowings	15(b)	3,320.58	5,384.77	4,858.15	4,575.75
- Lease liabilities	35(a)	276.97	258.92	182.46	145.51
- Trade payables	17				
- total outstanding dues of micro enterprises and small enterprises		11.87	6.19	-	-
- total outstanding dues of creditors other than micro enterprises and small enterprises		233.44	241.87	75.86	66.62
- Other current financial liabilities	18	367.99	324.71	358.22	239.61
Other current liabilities	19	121.59	198.02	164.38	109.99
Current tax liabilities	26(d)	136.36	70.60	18.38	-
		<b>4,468.80</b>	<b>6,485.08</b>	<b>5,657.45</b>	<b>5,137.48</b>
<b>Total equity and liabilities</b>		<b>17,555.81</b>	<b>18,247.42</b>	<b>15,235.27</b>	<b>13,476.01</b>

The accompanying notes form an integral part of these Restated Consolidated Financial Information.

This is the Restated Consolidated Statement of Assets and

Liabilities referred to in our report of even date.

For **Walker Chandio & Co LLP**

Chartered Accountants

Firm's Registration No.: 001076N/N500013

For and on behalf of the Board of Directors of

**Electronics Mart India Limited**

**Sanjay Kumar Jain**

Partner

Membership No.: 207660

**Pavan Kumar Bajaj**

Managing Director

DIN: 07899635

**Karan Bajaj**

Wholetime Director & CEO

DIN: 07899639

**Premchand Devarakonda**

Chief Financial Officer

**Rajiv Kumar**

Company Secretary

Place: Hyderabad

Date: 15 September 2022

Place: Hyderabad

Date: 15 September 2022

**Electronics Mart India Limited**  
**Restated Consolidated Statement of Profit and Loss**  
*(All amounts in ₹ in millions, unless otherwise stated)*

	Notes	For three months period ended		For the year ended 31 March	
		30 June 2022	2022	2021	2020
		Revenue from operations	20	14,084.45	43,493.16
Other income	21	18.01	37.55	54.92	65.40
<b>Total income</b>		<b>14,102.46</b>	<b>43,530.71</b>	<b>32,073.68</b>	<b>31,790.17</b>
<b>Expenses</b>					
Purchases of stock-in-trade		10,710.09	38,878.39	28,469.14	27,762.26
Changes in inventories of stock-in-trade	22	1,405.26	(1,324.52)	(795.88)	(740.09)
Employee benefits expense	23	216.52	788.03	614.33	586.32
Finance costs	24	238.16	846.14	716.74	633.75
Depreciation and amortization expense	4, 6, 35	199.30	713.21	581.38	507.62
Other expenses	25	782.16	2,231.88	1,692.35	1,839.87
<b>Total expenses</b>		<b>13,551.49</b>	<b>42,133.13</b>	<b>31,278.06</b>	<b>30,589.73</b>
<b>Profit before tax and exceptional item</b>		<b>550.97</b>	<b>1,397.58</b>	<b>795.62</b>	<b>1,200.44</b>
Exceptional item	39		-	-	(78.65)
<b>Profit before tax</b>		<b>550.97</b>	<b>1,397.58</b>	<b>795.62</b>	<b>1,121.79</b>
<b>Tax expense</b>	26(a)				
(a) Current tax expense		156.35	419.18	257.67	349.45
(b) Deferred tax benefit		(11.96)	(60.51)	(48.26)	(43.74)
<b>Profit for the period/year attributable to the Shareholders of the Company</b>		<b>406.58</b>	<b>1,038.91</b>	<b>586.21</b>	<b>816.08</b>
<b>Other comprehensive income/(loss)</b>					
Items that will not be reclassified subsequently to profit or loss					
(a) Remeasurement gain/(loss) on the defined benefit plans		8.04	7.02	2.21	(4.64)
<b>Total other comprehensive income/(loss), net of tax</b>		<b>8.04</b>	<b>7.02</b>	<b>2.21</b>	<b>(4.64)</b>
<b>Total comprehensive income for the period/ year attributable to the Shareholders of the Company</b>		<b>414.62</b>	<b>1,045.93</b>	<b>588.42</b>	<b>811.44</b>
<b>Earnings per equity share (EPES):</b>					
Basic and Diluted (in absolute ₹ terms)*		1.36	3.46	1.95	2.72
Weighted average number of equity shares considered for computation of EPES		30,00,03,000	30,00,03,000	30,00,03,000	30,00,03,000
Nominal value of equity share (in absolute ₹ terms)		10	10	10	10

\*EPES for the three months period ended 30 June 2022 has not been annualised

The accompanying notes form an integral part of these Restated Consolidated Financial Information.  
This is the Restated Consolidated Statement of Profit and Loss referred to in our report of even date.

For **Walker Chandio & Co LLP**  
Chartered Accountants  
Firm's Registration No.: 001076N/N500013

For and on behalf of the Board of Directors of  
**Electronics Mart India Limited**

**Sanjay Kumar Jain**  
Partner  
Membership No.: 207660

**Pavan Kumar Bajaj**  
Managing Director  
DIN: 07899635

**Karan Bajaj**  
Wholetime Director & CEO  
DIN: 07899639

**Premchand Devarakonda**  
Chief Financial Officer

**Rajiv Kumar**  
Company Secretary

Place: Hyderabad  
Date: 15 September 2022

Place: Hyderabad  
Date: 15 September 2022

**Electronics Mart India Limited**  
**Restated Consolidated Statement of Changes in Equity**  
*(All amounts in ₹ in millions, unless otherwise stated)*

**(a) Equity share capital**

	Number of shares	Amount
Equity shares of ₹10 each issued, subscribed and fully paid-up		
<b>As at 1 April 2019</b>	<b>30,00,03,000</b>	<b>3,000.03</b>
Issued during the year	-	-
<b>As at 31 March 2020</b>	<b>30,00,03,000</b>	<b>3,000.03</b>
Issued during the year	-	-
<b>As at 31 March 2021</b>	<b>30,00,03,000</b>	<b>3,000.03</b>
Issued during the year	-	-
<b>As at 31 March 2022</b>	<b>30,00,03,000</b>	<b>3,000.03</b>
Issued during the period	-	-
<b>As at 30 June 2022</b>	<b>30,00,03,000</b>	<b>3,000.03</b>

**(b) Other Equity**

	Reserves and Surplus	Other Comprehensive Income - Actuarial gain/(loss)	Total
	Retained earnings		
<b>Balance as at 1 April 2019</b>	<b>518.58</b>	<b>0.71</b>	<b>519.29</b>
Profit for the year	816.08	-	816.08
Other comprehensive loss for the year	-	(4.64)	(4.64)
<b>Balance as at 31 March 2020</b>	<b>1,334.66</b>	<b>(3.93)</b>	<b>1,330.73</b>
Profit for the year	586.21	-	586.21
Other comprehensive income for the year	-	2.21	2.21
<b>Balance as at 31 March 2021</b>	<b>1,920.87</b>	<b>(1.72)</b>	<b>1,919.15</b>
Profit for the year	1,038.91	-	1,038.91
Other comprehensive income for the year	-	7.02	7.02
<b>Balance as at 31 March 2022</b>	<b>2,959.78</b>	<b>5.30</b>	<b>2,965.08</b>
Profit for the period	406.58	-	406.58
Other comprehensive income for the period	-	8.04	8.04
<b>Balance as at 30 June 2022</b>	<b>3,366.36</b>	<b>13.34</b>	<b>3,379.70</b>

This is the Restated Consolidated Statement of Changes in Equity referred to in our report of even date.

For **Walker Chandiook & Co LLP**  
Chartered Accountants  
Firm's Registration No.: 001076N/N500013

For and on behalf of the Board of Directors of  
**Electronics Mart India Limited**

**Sanjay Kumar Jain**  
Partner  
Membership No.: 207660

**Pavan Kumar Bajaj**  
Managing Director  
DIN: 07899635

**Karan Bajaj**  
Wholtime Director & CEO  
DIN: 07899639

**Premchand Devarakonda**  
Chief Financial Officer

**Rajiv Kumar**  
Company Secretary

Place: Hyderabad  
Date: 15 September 2022

Place: Hyderabad  
Date: 15 September 2022



**Electronics Mart India Limited**  
**Restated Consolidated Cash Flow Statement**

*(All amounts in ₹ in millions, unless otherwise stated)*

	For three months		For the year ended 31 March	
	30 June 2022	2022	2021	2020
<b>Cash flow from operating activities</b>				
Profit before tax	550.97	1,397.58	795.62	1,121.79
<b>Adjustments to reconcile profit before tax to net cash flows:</b>				
- Depreciation and amortization expense	199.30	713.21	581.38	507.62
- Provision for employee benefits	2.82	14.07	10.07	8.23
- Bad debts written-off	-	-	47.56	19.46
- Advances written-off	-	3.58	5.83	13.95
- Liabilities no longer required written back	-	-	(8.44)	(40.55)
- Gain on de-recognition of right-of-use assets	(10.04)	(2.37)	(1.88)	-
- Rent concessions	-	(3.67)	(16.38)	-
- Loss on sale of property, plant and equipment	-	-	-	78.65
- Interest expense	226.98	820.94	700.76	622.35
- Interest income	(5.78)	(20.00)	(15.34)	(13.90)
<b>Adjustments for working capital :</b>				
Increase in loans	(0.57)	(3.59)	(31.98)	(28.96)
(Increase)/decrease in other assets	488.23	(16.61)	(439.08)	(432.36)
(Increase)/decrease in other financial assets	16.24	(22.12)	-	-
(Increase)/decrease in inventories	1,405.26	(1,324.52)	(795.88)	(740.09)
(Increase)/decrease in trade receivables	68.55	(125.41)	(155.49)	(22.03)
Increase/(decrease) in trade payables	(2.75)	172.20	9.24	(296.21)
(Increase)/decrease in financial liabilities	58.04	(24.59)	100.37	(6.01)
Increase/(decrease) in other current liabilities and provisions	(76.43)	13.12	54.49	(4.29)
<b>Cash generated from operations</b>	<b>2,920.82</b>	<b>1,591.82</b>	<b>840.85</b>	<b>787.66</b>
Income taxes paid, net	(90.50)	(375.83)	(200.71)	(427.60)
<b>Net cash generated from operating activities</b>	<b>2,830.32</b>	<b>1,215.99</b>	<b>640.14</b>	<b>360.06</b>
<b>Cash flow from investing activities</b>				
Purchase of property, plant and equipment, including intangible assets	(1,417.09)	(609.11)	(544.19)	(643.98)
Proceeds from sale of property, plant and equipment	-	-	-	50.00
Security deposits towards right-of-use assets	(12.32)	(69.71)	(47.27)	(48.51)
Movement in bank deposits	(38.80)	(2.94)	(12.20)	(61.26)
Interest received	(34.92)	3.25	4.21	0.26
<b>Net cash used in investing activities</b>	<b>(1,503.13)</b>	<b>(678.51)</b>	<b>(599.45)</b>	<b>(703.49)</b>
<b>Cash flow from financing activities</b>				
Repayment of long-term borrowings	(17.93)	(121.57)	(104.86)	(100.49)
Proceeds from long-term borrowings	1,056.50	-	120.70	186.69
Proceeds from/(repayment of) short-term borrowings, net	(2,215.87)	578.53	258.16	1,348.65
Payment of lease liabilities	(64.41)	(190.97)	(134.68)	(114.18)
Interest paid	(232.48)	(809.69)	(700.53)	(614.24)
<b>Net cash generated from/(used in) financing activities</b>	<b>(1,474.19)</b>	<b>(543.70)</b>	<b>(561.21)</b>	<b>706.43</b>

*(This space has been intentionally left blank)*

**Electronics Mart India Limited**  
**Restated Consolidated Cash Flow Statement**

*(All amounts in ₹ in millions, unless otherwise stated)*

	For three months	For the year ended 31 March		
	period ended			
	30 June 2022	2022	2021	2020
Net increase/(decrease) in cash and cash equivalents	(147.00)	(6.22)	(520.52)	363.00
Cash and cash equivalents at the beginning of the period/year	343.99	350.21	870.73	507.73
<b>Cash and cash equivalents at the end of the Period/ year (refer note 12)</b>	<b>196.99</b>	<b>343.99</b>	<b>350.21</b>	<b>870.73</b>

This is the Restated Consolidated Cash Flow Statement referred to in our report of even date.

For **Walker Chandiook & Co LLP**

Chartered Accountants

Firm's Registration No.: 001076N/N500013

For and on behalf of the Board of Directors of

**Electronics Mart India Limited**

**Sanjay Kumar Jain**

Partner

Membership No.: 207660

**Pavan Kumar Bajaj**

Managing Director

DIN: 07899635

**Karan Bajaj**

Wholetime Director & CEO

DIN: 07899639

**Premchand Devarakonda**

Chief Financial Officer

**Rajiv Kumar**

Company Secretary

Place: Hyderabad

Date: 15 September 2022

Place: Hyderabad

Date: 15 September 2022

## Electronics Mart India Limited

### Summary of the significant accounting policies and other explanatory information

(All amounts in ₹ in millions, unless otherwise stated)

#### 1. Group Overview

Electronics Mart India Limited (“EMIL”, “Holding Company” or “the Company”) together with its subsidiaries Cloudnine Retail Private Limited and EMIL CSR Foundation (Holding Company and its subsidiaries collectively termed as “the Group”) is engaged in the business of organized retail sale of consumer electronics and durable products. The Group operates through a chain of retail stores located in the state of Telangana, Andhra Pradesh, and National Capital Region (NCR). The Company was incorporated in September 2018 by way of a conversion of an erstwhile partnership firm M/s Bajaj Electronics. The registered office of the Company is located at D. No.: 6-1-91, Shop No. 10, Ground Floor, Telephone Bhavan, Secretariat Road, Saifabad, Hyderabad, Telangana – 500004 and the corporate office of the Company is located at 6-3-666/A1 to 7, 3<sup>rd</sup> Floor, Opp. NIMS Hospital, Punjagutta Main Road, Hyderabad, Telangana – 500 082.

These Restated Consolidated Financial Information have been prepared by the Group as a going concern based on relevant Indian Accounting Standards (Ind AS) and were approved by the Board of Directors and authorized for issue on 15 September 2022. The functional currency of the Group is ‘Indian National Rupee’. All financial information present in Indian rupees have been rounded-off to two decimal places to the nearest million except share data or as otherwise stated.

#### 2. Summary of significant accounting policies

##### (a) Basis of preparation

These Restated Consolidated Financial Information comprises of:

- (i) the Restated Consolidated Statement of Assets and Liabilities as at 30 June 2022, 31 March 2022, 31 March 2021 and 31 March 2020;
- (ii) the Restated Consolidated Statement of Profit and Loss (including other comprehensive income), the Restated Consolidated Cash Flow Statement and the Restated Consolidated Statement of Changes in Equity for the three months period ended 30 June 2022 and years ended 31 March 2022, 31 March 2021 and 31 March 2020; and
- (iii) the summary of the significant accounting policies and other explanatory information.

The Restated Consolidated Financial Information have been prepared by the management of the Company in connection with the proposed listing of the equity shares of the Company by way of Initial Public Offering, to be filed by the Company with the Securities and Exchange Board of India (“SEBI”) and the National Stock Exchange of India Limited and BSE Limited (the ‘Stock Exchanges’) in accordance with the requirements of:

- Section 26 read with applicable provisions within Rules 4 to 6 of the Companies (Prospectus and Allotment of Securities) Rules, 2014 to the Companies Act, 2013 (Act);
- Relevant provision of ICDR Regulations 2018, issued by SEBI as amended in pursuance of the Securities and Exchange Board of India Act, 1992; and
- The Guidance note on Reports in Company Prospectus (Revised 2019) issued by the Institute of Chartered Accountant of India (ICAI), as amended (the “Guidance Note”).

The Ministry of Corporate Affairs (“MCA”) through a notification dated 24 March 2021, amended Division II of Schedule III to the Companies Act, 2013, pursuant thereto, the amendments are applicable for the financial period beginning on or after 1 April 2021. Accordingly, and in consideration of the Guidance Note on Division II - Ind AS Schedule III to Companies Act, 2013 (revised January 2022) issued by the ICAI, management has provided relevant disclosures in these Restated Consolidated Financial Information, to the extent applicable.

The Restated Consolidated Financial Information have been compiled by management from Audited Special Purpose Consolidated Interim Financial Statements of the Group for the three months period ended 30 June 2022 and the Audited Consolidated Financial Statements for the year ended 31 March 2022, 31 March 2021 and 31 March 2020 prepared in accordance with Ind AS as prescribed under Section 133 of the Act read with Companies (Indian Accounting Standards) Rules 2015, as amended and other accounting principles generally accepted in India.

## Electronics Mart India Limited

### Summary of the significant accounting policies and other explanatory information

(All amounts in ₹ in millions, unless otherwise stated)

#### 2. Summary of significant accounting policies (continued)

The Restated Consolidated Financial Information have been prepared on a historical cost convention and on an accrual basis, except for financial instruments/financial assets measured at fair value or amortized cost; employee defined benefit assets/ liability recognized as the net total of the fair value of plan assets, and actuarial losses/gains, and the present value of defined benefit obligation.

In the Restated Consolidated Financial Information:

- i. material amounts relating to adjustments for previous year on account of changes in accounting policies have been appropriately adjusted to ensure consistency of presentation, disclosures and the accounting policies for all the years presented in line with the audited special purpose consolidated interim financial statements of the Group for the three months period ended 30 June 2022;
- ii. adjustments were made for reclassification of the corresponding items of income, expenses, assets and liabilities, in order to bring them in line with the groupings as per the audited special purpose consolidated interim financial statements of the Group for the three months period ended 30 June 2022 prepared under Ind AS and the requirements of the Securities and Exchange Board of India (Issue of Capital and Disclosure Requirements) Regulations, 2018, as amended (the 'ICDR Regulations'); and
- iii. the resultant tax impact on above adjustments has been appropriately adjusted in deferred taxes in the respective years to which they relate.

#### (b) Basis of Consolidation:

##### i. Subsidiaries:

Subsidiaries are all entities that are controlled by the Company. Control exists when the Company is exposed to or has rights to variable returns from its involvement with the entity and has the ability to affect those returns through power over the entity. In assessing control, potential voting rights are considered only if the rights are substantive. The financial statements of subsidiaries are included in these Restated Consolidated Financial Information from the date that control commences until the date that control ceases. For the purpose of preparing these Restated Consolidated Financial Information, the accounting policies of subsidiaries have been changed where necessary to align them with the policies adopted by the Company, wherever applicable.

##### ii. Transactions eliminated on consolidation:

Intra-group balances and transactions, and any unrealized income and expenses arising from intragroup transactions, are eliminated in full while preparing these Restated Consolidated Financial Information. Unrealized gains or losses arising from transactions with equity accounted investees are eliminated against the investment to the extent of the Company's interest in the investee.

##### iii. Loss of Control:

Upon loss of control, the Company derecognizes the assets and liabilities of the subsidiary, any noncontrolling interests and the other components of equity related to the subsidiary. Any surplus or deficit arising on the loss of control is recognised in the restated consolidated Statement of Profit and Loss. If the Company retains any interest in the previous subsidiary, then such interest is measured at fair value at the date that control is lost. Subsequently, it is accounted for as an equity-accounted investee or as a fair value through other comprehensive income (FVTOCI) or fair value through profit and loss (FVTPL) financial asset, depending on the level of influence retained.

- (c) These Restated Consolidated Financial Information have been prepared on the basis of the financial statements of the following wholly owned subsidiaries, in India:

S.No.	Names of the subsidiaries	Date of Incorporation
1.	Cloudnine Retail Private Limited	29 August 2019
2.	EMIL CSR Foundation	25 February 2021

## Electronics Mart India Limited

### Summary of the significant accounting policies and other explanatory information

(All amounts in ₹ in millions, unless otherwise stated)

#### 2. Summary of significant accounting policies (continued)

Details of subsidiaries included in the preparation of the consolidated financial statements for the three months period/years:

Names of the subsidiaries	30 June 2022	31 March 2022	31 March 2021	31 March 2020
1. Cloudnine Retail Private Limited	Yes	Yes	Yes	Yes
2. EMIL CSR Foundation	Yes	Yes	Yes	Not applicable

The subsidiaries are yet to commence their principal activities.

#### (d) Use of estimate

The preparation of Restated Consolidated Financial Information requires the management to make accounting estimates, assumptions and judgements that affect the reported amounts of assets and liabilities on the date of consolidated financial statements, disclosure of contingent liabilities as at the date of the consolidated financial statements, and the reported amounts of income and expenses during the reported period. Estimates and underlying assumptions are reviewed on an ongoing basis. Revisions to accounting estimates are recognized in the period in which the estimates are revised.

#### (e) Operating cycle and current and non-current classification

The operating cycle is the time between the acquisition of assets for processing and their realisation in cash and cash equivalents. The Group has ascertained its operating cycle as twelve months for the purpose of current/non-current classification of assets and liabilities.

The Group presents assets and liabilities in the balance sheet based on current/ non-current classification. An asset is treated as current when it is:

- Expected to be realized or intended to be sold or consumed in normal operating cycle,
- Held primarily for the purpose of trading,
- Expected to be realized within twelve months after the reporting period, or
- Cash or cash equivalent unless restricted from being exchanged or used to settle a liability for at least twelve months after the reporting period.

The Group classifies all other assets as non-current.

A liability is current when:

- it is expected to be settled in normal operating cycle,
- it is held primarily for the purpose of trading,
- it is due to be settled within twelve months after the reporting period, or
- there is no unconditional right to defer the settlement of the liability for at least twelve months after the reporting period.

The Group classifies all other liabilities as non-current.

Deferred tax assets and liabilities are classified as non-current assets and liabilities.

## Electronics Mart India Limited

### Summary of the significant accounting policies and other explanatory information

*(All amounts in ₹ in millions, unless otherwise stated)*

#### 2. Summary of significant accounting policies (continued)

##### (f) Fair value measurement

A number of the Group's accounting policies and disclosures require the measurement of fair values, for both financial and non-financial assets and liabilities.

Fair value is the price that would be received to sell an asset or paid to transfer a liability in an orderly transaction between market participants at the measurement date.

In estimating the fair value of an asset or liability, the Group takes into account the characteristics of the asset or liability if market participants would take those characteristics into account when pricing the asset or liability at the measurement date.

Fair values are categorized into different levels in a fair value hierarchy based on the inputs used in the valuation techniques as follows:

- Level 1: quoted prices (unadjusted) in active markets for identical assets or liabilities.
- Level 2: inputs other than quoted prices included in Level 1 that are observable for the asset or liability, either directly (i.e. as prices) or indirectly (i.e. derived from prices).
- Level 3: inputs for the asset or liability that are not based on observable market data (unobservable inputs).

When measuring the fair value of an asset or a liability, the Group uses observable market data as far as possible. If the inputs used to measure the fair value of an asset or a liability fall into different levels of the fair value hierarchy, then the fair value measurement is categorized in its entirety in the same level of the fair value hierarchy as the lowest level input that is significant to the entire measurement.

The Group recognises transfers between levels of the fair value hierarchy at the end of the reporting period during which the change has occurred.

For the purpose of fair value disclosures, the Group has determined classes of assets and liabilities on the basis of the nature, characteristics and risks of the asset or liability and the level of the fair value hierarchy as explained above.

##### (g) Property, plant and equipment

Property, plant and equipment are stated at cost less accumulated depreciation and impairment losses, if any. Cost comprises of purchase price, freight, non-refundable taxes and duties, specified foreign exchange gains or losses and any other cost attributable to bring the asset to its working condition for its intended use. Expenditure directly relating to construction activity is capitalized if the recognition criteria are met. Indirect expenditure is capitalized to the extent those relate to the construction activity or is incidental thereto. Such cost includes the cost of replacing part of the plant and equipment and borrowing costs for long-term construction projects if the recognition criteria are met. All other repair and maintenance costs are recognised in profit or loss as incurred.

Gain or losses arising from derecognition of an item of property, plant and equipment are measured as the difference between the net disposal proceeds and the carrying amount of the asset and are recognized in the Statement of Profit and Loss when the asset is derecognized.

## Electronics Mart India Limited

### Summary of the significant accounting policies and other explanatory information

(All amounts in ₹ in millions, unless otherwise stated)

#### 2. Summary of significant accounting policies (continued)

Depreciable amount for assets is the cost of an asset, or other amount substituted for cost, less its estimated residual value. Depreciation on property, plant and equipment is provided on Straight Line Method over their estimated useful lives as estimated by the management. The details of useful lives as assessed by the management and as prescribed in the Schedule II to the Companies Act, 2013 is as follows:

Particulars	Management estimates (No. of years)	Schedule II (No. of years)
Buildings	60 years	60 years
Plant and equipment	15 years	15 years
Furniture and fixtures	8 years	10 years
Vehicles	8 - 10 years	8 - 10 years
Office equipment	5 years	5 years
Electrical installations and equipment	8 - 10 years	10 years
Computers and data processing units	3 - 6 years	3 - 6 years
Other equipments	15 years	15 years

Leasehold improvements are depreciated on Straight-Line Method over the lease period or the useful lives as determined by management, whichever is lower.

Capital work-in-progress includes cost of property, plant and equipment that are not ready for their intended use.

Capital work-in-progress are not depreciated as these assets are not yet available for use.

#### (h) Intangible assets

Intangible assets in the nature of computer software are measured on initial recognition at cost. Following initial recognition, intangible assets are carried at cost less any accumulated amortization and accumulated impairment losses. Gains or losses arising from derecognition of an intangible asset are measured as the difference between the net disposal proceeds and the carrying amount of the asset and are recognised in the Statement of Profit and Loss when the asset is derecognised.

##### *Amortization of intangible assets*

Intangible assets are amortized on a Straight-Line Method over the estimated useful life. The intangible assets are amortized over a period of three years from the date when the asset is available for use, as estimated by management. If the persuasive evidence exists to the affect that useful life of an intangible asset exceeds three years, the Group amortizes the intangible asset over the best estimate of its useful life.

#### (i) Impairment of non-financial assets

At each reporting date, the Group assesses whether there is any indication that an asset may be impaired, based on internal or external factors. If any such indication exists, the Group estimates the recoverable amount of the asset or the cash generating unit. If such recoverable amount of the asset or cash generating unit to which the asset belongs is less than its carrying amount, the carrying amount is reduced to its recoverable amount. The reduction is treated as an impairment loss and is recognized in the Statement of Profit and Loss. If, at the reporting date there is an indication that a previously assessed impairment loss no longer exists, the recoverable amount is reassessed and the asset is reflected at the recoverable amount. Impairment losses previously recognized are accordingly reversed in the Statement of Profit and Loss.

## Electronics Mart India Limited

### Summary of the significant accounting policies and other explanatory information

(All amounts in ₹ in millions, unless otherwise stated)

## 2. Summary of significant accounting policies (continued)

### (j) Financial instruments

A financial instrument is any contract that gives rise to a financial asset of one entity and a financial liability or equity instrument of another entity.

#### Financial assets

##### *Initial recognition and measurement*

All financial assets are recognised initially at fair value plus, in the case of financial assets not recorded at fair value through profit or loss ('FVTPL'), transaction costs that are attributable to the acquisition of the financial asset. Purchases or sales of financial assets that require delivery of assets within a time frame established by regulation or convention in the market place (regular way trades) are recognised on the trade date, i.e., the date that the Group commits to purchase or sell the asset.

##### *Subsequent measurement*

For purposes of subsequent measurement, financial assets are classified to the following category:

- Debt instruments at amortized cost

##### *Debt instruments at amortized cost*

A 'debt instrument' is measured at the amortized cost if both the following conditions are met:

- The asset is held within a business model whose objective is to hold assets for collecting contractual cash flows, and
- Contractual terms of the asset give rise on specified dates to cash flows that are solely payments of principal and interest (SPPI) on the principal amount outstanding.

After initial measurement, financial assets are subsequently measured at amortized cost using the effective interest rate (EIR) method. Amortized cost is calculated by taking into account any discount or premium on acquisition and fees or costs that are an integral part of the EIR. The EIR amortization is included in finance income in the statement of profit and loss. The losses arising from impairment are recognised in the Statement of Profit and Loss.

#### Cash and cash equivalents

Cash and cash equivalents represent cash and bank balances and fixed deposits with banks with original maturity of less than three months. Cash and cash equivalent are readily convertible into known amounts of cash and are subject to an insignificant risk of changes in value.

#### Trade receivables

Trade receivables are recognised initially at fair value and subsequently measured at amortized cost using the effective interest method, less provision for impairment.

##### *De-recognition*

The Group de-recognises a financial asset only when the contractual rights to the cash flows from the asset expires or it transfers the financial asset and substantially all the risks and rewards of ownership of the asset.

When the Group has transferred its rights to receive cash flows from an asset or has entered into a pass-through arrangement, it evaluates if and to what extent it has retained the risks and rewards of ownership. When it has neither transferred nor retained substantially all of the risks and rewards of the asset, nor transferred control of the asset, the Group continues to recognize the transferred asset to the extent of the Group's continuing involvement. In that case, the Group also recognises an associated liability. The transferred asset and the associated liability are measured on a basis that reflects the rights and obligations that the Group has retained.



## Electronics Mart India Limited

### Summary of the significant accounting policies and other explanatory information

(All amounts in ₹ in millions, unless otherwise stated)

#### 2. Summary of significant accounting policies (continued)

Continuing involvement that takes the form of a guarantee over the transferred asset is measured at the lower of the original carrying amount of the asset and the maximum amount of consideration that the Group could be required to repay.

#### Impairment of financial assets

In accordance with Ind-AS 109, the Group applies expected credit loss (ECL) model for measurement and recognition of impairment loss for following financial assets and credit risk exposures:

- a) Financial assets that are debt instruments, and are measured at amortized cost e.g., loans, deposits, other advances and bank balances; and
- b) Trade receivables

The Group follows 'simplified approach' for recognition of impairment loss allowance on trade receivables. The application of simplified approach does not require the Group to track changes in credit risk. Rather, it recognises impairment loss allowance based on lifetime ECLs at each reporting date, right from its initial recognition.

For recognition of impairment loss on other financial assets and risk exposure, the Group determines that whether there has been a significant increase in the credit risk since initial recognition. If credit risk has not increased significantly, 12-month ECL is used to provide for impairment loss. However, if credit risk has increased significantly, lifetime ECL is used. If, in a subsequent period, credit quality of the instrument improves such that there is no longer a significant increase in credit risk since initial recognition, then the entity reverts to recognising impairment loss allowance based on 12-month ECL.

Lifetime ECL are the expected credit losses resulting from all possible default events over the expected life of a financial instrument. The 12-month ECL is a portion of the lifetime ECL which results from default events that are possible within 12 months after the reporting date.

ECL is the difference between all contractual cash flows that are due to the Group in accordance with the contract and all the cash flows that the Group expects to receive. When estimating the cash flows, the Group is required to consider –

- All contractual terms of the financial assets (including prepayment and extension) over the expected life of the assets, and
- Cash flows from the sale of collateral held or other credit enhancements that are integral to the contractual terms.

#### Financial Liabilities

##### *Initial recognition and measurement*

All financial liabilities are recognised initially at fair value and, in the case of loans and borrowings and payables, net of directly attributable transaction costs.

The Group's financial liabilities include trade and other payables, loans and borrowings.

##### *Subsequent measurement*

The measurement of financial liabilities depends on their classification, as described below:

## Electronics Mart India Limited

### Summary of the significant accounting policies and other explanatory information

(All amounts in ₹ in millions, unless otherwise stated)

#### 2. Summary of significant accounting policies (continued)

##### Loans and borrowings

After initial recognition, interest-bearing loans and borrowings are subsequently measured at amortized cost using the EIR method. Gains and losses are recognised in statement of profit and loss when the liabilities are derecognised as well as through the EIR amortization process.

Amortized cost is calculated by taking into account any discount or premium on acquisition and fees or costs that are an integral part of the EIR. The EIR amortization is included as finance costs in the Statement of Profit and Loss.

##### Trade and other payables

These amounts represent liabilities for goods and services provided to the Group prior to the end of period/financial years which are unpaid. The amounts are unsecured and are usually paid as per agreed terms. Trade and other payables are presented as current liabilities unless payment is not due within 12 months after the reporting period. They are recognised initially at their fair value and subsequently measured at amortized cost using the effective interest method.

##### De-recognition

A financial liability is de-recognised when the obligation under the liability is discharged or cancelled or expires. When an existing financial liability is replaced by another from the same lender on substantially different terms, or the terms of an existing liability are substantially modified, such an exchange or modification is treated as the derecognition of the original liability and the recognition of a new liability. The difference in the respective carrying amounts is recognised in the Statement of Profit and Loss.

##### Offsetting of financial instruments

Financial assets and financial liabilities are offset and the net amount is reported in the balance sheet if there is a currently enforceable legal right to offset the recognised amounts and there is an intention to settle on a net basis, to realise the assets and settle the liabilities simultaneously.

#### (k) Taxes

Tax expense comprises of current and deferred tax.

##### i) Current income tax

Current income tax assets and liabilities are measured at the amount expected to be recovered from or paid to the taxation authorities. The tax rates and tax laws used to compute the amount are those that are enacted or substantively enacted, at the reporting date. Current taxes are recognised in statement of profit and Loss, except when they relate to items that are recognised in Other Comprehensive Income or directly in equity in which case, the income taxes are recognised in Other Comprehensive Income or directly in equity respectively.

The Group recognises interest levied on income tax as interest expenses.

##### ii) Deferred tax

Deferred tax is provided using the Balance Sheet method on temporary differences between the tax bases of assets and liabilities and their carrying amounts for financial reporting purposes at the reporting date. Deferred tax liabilities are recognised for all taxable temporary differences.

Deferred tax assets are recognised for all deductible temporary differences and any unused tax losses. Deferred tax assets are recognised to the extent that it is probable that future taxable profit will be available against which the deductible temporary differences and unused tax losses can be utilized.

## Electronics Mart India Limited

### Summary of the significant accounting policies and other explanatory information

(All amounts in ₹ in millions, unless otherwise stated)

#### 2. Summary of significant accounting policies (continued)

The carrying amount of deferred tax assets is reviewed at each reporting date and reduced to the extent that it is no longer probable that sufficient future taxable profit will be available to allow all or part of the deferred tax asset to be utilized. Unrecognized deferred tax assets are re-assessed at each reporting date and are recognised to the extent that it has become probable that future taxable profits will allow the deferred tax asset to be recovered. Deferred tax assets and liabilities are measured at the tax rates that are expected to apply in the period/year when the asset is realized or the liability is settled, based on tax rates (and tax laws) that have been enacted or substantively enacted at the reporting date.

Deferred tax relating to items recognised outside profit or loss is recognised outside profit or loss (either in other comprehensive income or in equity). Deferred tax assets and deferred tax liabilities are offset if a legally enforceable right exists to set off current tax assets against current tax liabilities and the deferred taxes relate to the same taxable entity and the same taxation authority.

##### (l) Inventories

Inventory is valued at lower of cost and net realizable value.

Cost includes purchase price, duties and taxes (other than those subsequently recoverable by the Group from the concerned revenue authorities), freight inwards and other expenditure incurred in bringing such inventories to their present location and condition. Trade discounts, rebates and other similar items are deducted in determining the costs of purchase. In determining the cost, weighted average cost method is used. The carrying cost of inventories are appropriately written down when there is a decline in the net realisable value of such materials. Net realizable value is the estimated selling price in the ordinary course of business, less estimated costs of completion and the estimated costs necessary to make the sale.

##### (m) Borrowing costs

Borrowing costs consists of interest, ancillary costs and other costs in connection with the borrowing of funds.

Borrowing costs attributable to acquisition and/or construction of qualifying assets are capitalised as a part of the cost of such assets, up to the date such assets are ready for their intended use. Other borrowing costs are charged to the Statement of Profit and Loss.

##### (n) Provisions and contingencies

###### *Provisions*

A provision is recognised when the Group has a present obligation (legal or constructive) as a result of past event i.e., it is probable that an outflow of resources embodying economic benefits will be required to settle the obligation and a reliable estimate can be made of the amount of the obligation. If the effect of the time value of money is material, provisions are discounted using a current pre-tax rate that reflects, when appropriate, the risks specific to the liability. When discounting is used, the increase in the provision due to the passage of time is recognised as a finance cost.

###### *Contingencies*

Contingent liability is disclosed for:

- Possible obligations which will be confirmed only by future events not wholly within the control of the Group; or
- Present obligations arising from past events where it is not probable that an outflow of resources will be required to settle the obligation or a reliable estimate of the amount of the obligation cannot be made.

Contingent liabilities and assets are not recognised in consolidated financial statements. A disclosure of the contingent liability is made when there is a possible or a present obligation that may, but probably will not, require an outflow of resources.

## Electronics Mart India Limited

### Summary of the significant accounting policies and other explanatory information

(All amounts in ₹ in millions, unless otherwise stated)

## 2. Summary of significant accounting policies (continued)

### (o) Revenue recognition

Revenue is recognised to the extent that it is probable that the economic benefits will flow to the Group and the revenue can be reliably measured, regardless of when the payment is being made. Revenue is measured at the fair value of the consideration received or receivable, taking into account contractually defined terms of payment and excluding taxes or duties collected on behalf of the government. The Group has concluded that it is the principal in all of its revenue arrangements since it is the primary obligor in all the revenue arrangements as it has pricing latitude and is also exposed to inventory and credit risks.

Revenue is recognized on satisfaction of performance obligation upon transfer of control of promised products or services to customers in an amount that reflects the consideration the Group expects to receive in exchange for those products or services.

Given the nature of business, the period between the transfer of goods and payment by customer is generally immediate and is less than one year for wholesale sales, accordingly management has determined that there is no adjustment needed to the transaction price for time value of money.

The Group satisfies a performance obligation and recognises revenue over time, if one of the following criteria is met:

- i. the customer simultaneously receives and consumes the benefits provided by the Group's performance as the Group performs; or
- ii. the Group's performance creates or enhances an asset that the customer controls as the asset is created or enhanced; or
- iii. the Group's performance does not create an asset with an alternative use to the Group and an entity has an enforceable right to payment for performance completed to date.

For performance obligations where one of the above conditions are not met, revenue is recognised at the point in time at which the performance obligation is satisfied.

Revenue in excess of invoicing are classified as contract asset while collections in excess of revenues are classified as contract liabilities.

Further, at the time of revenue recognition, the entity also determines whether there are any material unsatisfied performance obligations and determines the portion of the aggregate consideration, if any, that needs to be allocated and deferred.

Specifically, the following basis is adopted for various sources of income:

#### *Sale of goods*

Revenue from sale of goods comprises the sale of consumer electronics and durables and is recognised at a point in time, on satisfaction of performance obligation upon transfer of control of promised products which generally coincides with delivery. Amounts disclosed as revenue are net of returns, trade allowances, rebates and exclusive of goods and services tax.

#### *Commission and incentives*

Revenue in relation to commission and incentives are recognized when the right to receive and performance of agreed contractual task has been completed in accordance with the terms of agreements entered.

## Electronics Mart India Limited

### Summary of the significant accounting policies and other explanatory information

(All amounts in ₹ in millions, unless otherwise stated)

#### 2. Summary of significant accounting policies (continued)

##### (p) Retirement and other employee benefits

Provident fund and employee state insurance fund are defined contribution schemes and is charged to the Statement of Profit and Loss of the period/year when the contributions to the respective funds are due. There are no other obligations other than the contribution payable to the respective authorities.

Gratuity is a defined benefit obligation and is provided for on the basis of an actuarial valuation as per the projected unit credit method made at the end of each period/financial year.

Remeasurements, comprising of actuarial gains and losses, the effect of the asset ceiling, excluding amounts included in net interest on the net defined benefit liability and the return on plan assets (excluding amounts included in net interest on the net defined benefit liability), are recognised immediately in the balance sheet with a corresponding debit or credit to retained earnings through OCI in the period in which they occur. Remeasurements are not reclassified to statement of profit and loss in subsequent periods.

##### (q) Leases

The Group assesses at contract inception whether a contract is, or contains, a lease. That is, if the contract conveys the right to control the use of an identified asset for a period of time in exchange for consideration.

The Group applies a single recognition and measurement approach for all leases, except leases of low-value assets. The Group recognises lease liabilities to make lease payments and right-of-use assets representing the right to use the underlying assets.

###### i. Right-of-use assets:

The Group recognises right-of-use assets at the commencement date of the lease (i.e., the date the underlying asset is available for use). Right-of-use assets are measured at cost, less any accumulated depreciation and impairment losses, and adjusted for any remeasurement of lease liabilities. The cost of right-of-use assets includes the amount of lease liabilities recognised, initial direct costs incurred, and lease payments made at or before the commencement date less any lease incentives received. Right-of-use assets are depreciated on a Straight-Line basis over the balance lease term.

If ownership of the leased asset transfers to the Group at the end of the lease term or the cost reflects the exercise of a purchase option, depreciation is calculated using the estimated useful life of the asset.

The right-of-use assets are also subject to impairment. Refer to the accounting policies in section (i) Impairment of non-financial assets.

###### ii. Lease liabilities:

At the commencement date of the lease, the Group recognises lease liabilities measured at the present value of lease payments to be made over the lease term. The lease payments include fixed payments (including in-substance fixed payments) less any lease incentives receivable, variable lease payments that depend on an index or a rate, and amounts expected to be paid under residual value guarantees. The lease payments also include the exercise price of a purchase option reasonably certain to be exercised by the Group and payments of penalties for terminating the lease, if the lease term reflects the Group exercising the option to terminate. Variable lease payments that do not depend on an index or a rate are recognised as expenses (unless they are incurred to produce inventories) in the period in which the event or condition that triggers the payment occurs.

In calculating the present value of lease payments, the Group uses its incremental borrowing rate at the lease commencement date because the interest rate implicit in the lease is not readily determinable. After the commencement date, the amount of lease liabilities is increased to reflect the accretion of interest and reduced for the lease payments made. In addition, the carrying amount of lease liabilities is remeasured if there is a modification, a change in the lease term, a change in the lease payments (e.g., changes to future payments resulting from a change in an index or rate used to determine such lease payments) or a change in the assessment of an option to purchase the underlying asset.

## Electronics Mart India Limited

### Summary of the significant accounting policies and other explanatory information

(All amounts in ₹ in millions, unless otherwise stated)

#### 2. Summary of significant accounting policies (continued)

##### iii. Short-term leases and leases of low-value assets:

The Group applies the short-term lease recognition exemption to its short-term leases i.e., those leases that have a lease term of 12 months or less from the commencement date and do not contain a purchase option. It also applies the lease of low-value assets recognition exemption to leases that are considered to be low value. Lease payments on short-term leases and leases of low-value assets are recognised as expense on a Straight-Line basis over the lease term.

##### (r) Cash flow statement

Cash flows are reported using the indirect method, whereby profit before tax is adjusted for the effects of transactions of a non-cash nature, any deferrals or accruals of past or future operating cash receipts or payment and items of income or expenses associated with investing or financing cash flows. The cash flows from operating, investing and financing activities of the Group are segregated.

##### (s) Segment reporting

The management has assessed the identification of reportable segments in accordance with the requirements of Ind AS 108 'Operating Segment' and believes that the Group has only one reportable segment namely "retailing and wholesale of electronic household items and accessories through its stores and online platforms". Operating segments are reported in a manner consistent with the internal reporting provided to the Chief Executive Officer, and the Managing Director, who together constitute as Chief Operating Decision Maker ("CODM").

##### (t) Dividends

Annual dividend distribution to the shareholders is recognised as a liability in the period in which the dividend is approved by the shareholders. Any interim dividend paid is recognised on approval by Board of Directors.

##### (u) Earnings per equity share

Basic earnings per equity share are calculated by dividing the profit for the period attributable to equity shareholders by the weighted average number of equity shares outstanding during the period.

For the purpose of calculating diluted earnings per equity share, the profit for the period attributable to equity shareholders and the weighted average number of equity shares outstanding during the period are adjusted for the effects of all dilutive potential equity shares.

#### 3. Significant accounting judgments, estimates and assumptions

The preparation of the Group's financial statements requires management to make judgements, estimates and assumptions that affect the reported amounts of revenues, expenses, assets and liabilities, and the accompanying disclosures, and the disclosure of contingent liabilities. Uncertainties, about these assumptions and estimates could result in outcomes that require a material adjustment to the carrying amount of assets or liabilities affected in future periods. The key assumptions concerning the future and other key sources of estimation uncertainties, at the reporting date, that have a significant risk of causing a material adjustment to the carrying amounts of assets and liabilities within the next financial year, are described below:

##### Judgements

In the process of applying the Group's accounting policies, management has made the following judgments, which have the most significant effect on the amounts recognised in the consolidated financial statements:

## Electronics Mart India Limited

### Summary of the significant accounting policies and other explanatory information

*(All amounts in ₹ in millions, unless otherwise stated)*

#### 3. Significant accounting judgments, estimates and assumptions (continued)

##### Leases

###### (1) Lease term:

Ind AS 116 requires lessees to determine the lease term as the non-cancellable period of a lease adjusted with any option to extend or terminate the lease, if the use of such option is reasonably certain. The Group makes an assessment on the expected lease term on a lease-by-lease basis and thereby assesses whether it is reasonably certain that any options to extend or terminate the contract will be exercised. In evaluating the lease term, the Group considers factors such as any significant leasehold improvements undertaken over the lease term, costs relating to the termination of the lease and the importance of the underlying asset to Group's operations taking into account the location of the underlying asset and the availability of suitable alternatives. The lease term in future periods is reassessed to ensure that the lease term reflects the current economic circumstances. After considering current and future economic conditions, the Group has concluded that no changes are required to lease period relating to the existing lease contracts.

###### (2) Discount rate:

The Group cannot readily determine the interest rate implicit in the lease, therefore, it uses its incremental borrowing rate (IBR) to measure lease liabilities. The IBR is the rate of interest that the Group would have to pay to borrow over a similar term, and with a similar security, the funds necessary to obtain an asset of a similar value to the right-of-use asset in a similar economic environment. The IBR therefore reflects what the Group 'would have to pay', which requires estimation when no observable rates are available or when they need to be adjusted to reflect the terms and conditions of the lease. The Group estimates the IBR using observable inputs such as comparable interest rates for similar instruments and availing a quote from lenders, if required.

##### Estimates and assumptions

The key assumptions concerning the future and other key sources of estimation uncertainty at the reporting date, that have a significant risk of causing a material adjustment to the carrying amounts of assets and liabilities within the next financial year, are described below. The Group based its assumptions and estimates on parameters available when the consolidated financial statements were prepared. Existing circumstances and assumptions about future developments, however, may change due to market changes or circumstances arising that are beyond the control of the Group. Such changes are reflected in the assumptions when they occur.

##### Deferred income taxes

The assessment of the probability of future taxable profit in which deferred tax assets can be utilized is based on the Group's latest approved forecast, which is adjusted for significant non-taxable profit and expenses and specific limits to the use of any unused tax loss. The tax rules in the jurisdiction in which the Group operates are also carefully taken into consideration. If a positive forecast of taxable profit indicates the probable use of a deferred tax asset, especially when it can be utilized without a time limit, that deferred tax asset is usually recognized in full.

##### Current income taxes

Significant judgments are involved in determining the provision for income taxes including judgment on whether tax positions are probable of being sustained in tax assessments. A tax assessment can involve complex issues, which can only be resolved over extended time periods. The recognition of taxes that are subject to certain legal or economic limits or uncertainties is assessed individually by management based on the specific facts and circumstances.

##### Allowance for slow moving, damaged and obsolete inventory

An allowance for inventory to write down to the lower of cost or net realisable value is made by management based on the estimates of the selling price and direct cost to sell the slow moving/damaged inventory. The write down is included in the operating results.

## Electronics Mart India Limited

### Summary of the significant accounting policies and other explanatory information

*(All amounts in ₹ in millions, unless otherwise stated)*

#### 3. Significant accounting judgments, estimates and assumptions (continued)

##### **Life time expected credit loss on trade and other receivables:**

Trade receivables do not carry any interest and are stated at their transaction value as reduced by life time expected credit losses (“LTECL”). As a practical expedient, the Group uses a provision matrix to determine impairment loss allowance on portfolio of its trade receivables. The provision matrix is based on its historically observed default rates over the expected life of the trade receivables and is adjusted for forward-looking estimates. At every reporting date, the historical observed default rates are updated and changes in the forward-looking estimates are analyzed. ECL impairment loss allowance (or reversal) for the period is recognized as income/expense in the statement of profit and loss (P&L). This amount is reflected under the head other expenses/other income in the P&L. ECL is presented as an allowance, i.e., as an integral part of the measurement of those assets in the balance sheet. The allowance reduces the net carrying amount. Until the asset meets write-off criteria, the Group does not reduce impairment allowance from the gross carrying amount.

##### **Impairment of non-financial assets**

The Group assesses at each reporting date whether there is an indication that an asset may be impaired. If any indication exists, the Group estimates the asset’s recoverable amount. An asset’s recoverable amount is the higher of an asset’s or Cash Generating Units (CGU’s) fair value less costs of disposal and its value in use. It is determined for an individual asset, unless the asset does not generate cash inflows that are largely independent of those from other assets or a group of assets. Where the carrying amount of an asset or CGU exceeds its recoverable amount, the asset is considered impaired and is written down to its recoverable amount.

In assessing value in use, the estimated future cash flows are discounted to their present value using pre-tax discount rate that reflects current market assessments of the time value of money and the risks specific to the asset. In determining fair value less costs of disposal, recent market transaction are taken into account, if no such transactions can be identified, an appropriate valuation model is used.

##### **Impairment of financial assets**

The impairment provisions for financial assets are based on assumptions about risk of default and expected cash loss rates. The Group uses judgement in making these assumptions and selecting the inputs to the impairment calculation, based on Group’s past history, existing market conditions as well as forward looking estimates at the end of each reporting period.

##### **Employee benefits plan**

The cost of defined benefit gratuity plan as well as the present value of the gratuity obligation are determined using actuarial valuations. The actuarial valuation involves making various assumptions. These include the determination of the discount rates, expected rates of return of assets, future salary increase and mortality rates. Due to the complexity of the valuation, the underlying assumptions, defined benefit obligations are highly sensitive to changes in these assumptions. All assumptions are reviewed at each reporting date.

##### **Depreciation on property, plant and equipment:**

Depreciation on property, plant and equipment is calculated on a Straight-Line Method basis based on the useful lives estimated by the management. Management has reviewed the useful lives and residual values and assessed that no changes are necessary from the previously estimated useful lives and residual values of the property, plant and equipment.



**Electronics Mart India Limited**
**Summary of the significant accounting policies and other explanatory information**
*(All amounts in ₹ in millions, unless otherwise stated)*
**4 Property, plant and equipment**

	Land#	Buildings#	Plant and equipment	Furniture and fixtures	Vehicles	Office equipment	Electrical installations and equipment	Computers and data processing units	Leasehold improvements	Other equipments	Total
<b>Gross carrying amount</b>											
<b>As at 1 April 2019</b>	476.28	757.43	30.64	135.89	20.99	40.44	30.01	14.95	345.93	0.01	1,852.57
Additions during the year	81.39	306.87	20.80	80.19	56.43	8.25	71.46	6.06	75.49	-	706.94
Adjustments during the year*	-	(12.40)	-	-	-	-	-	-	-	-	(12.40)
Deletions during the year	(90.34)	-	-	-	-	-	-	-	-	-	(90.34)
<b>As at 31 March 2020</b>	467.33	1,051.90	51.44	216.08	77.42	48.69	101.47	21.01	421.42	0.01	2,456.77
Additions during the year	33.92	309.13	12.49	68.49	24.86	18.57	41.10	13.36	187.81	-	709.73
<b>As at 31 March 2021</b>	501.25	1,361.03	63.93	284.57	102.28	67.26	142.57	34.37	609.23	0.01	3,166.50
Additions during the year	2.10	12.83	6.27	36.07	5.33	16.94	22.52	14.90	142.32	-	259.28
<b>As at 31 March 2022</b>	503.35	1,373.86	70.20	320.64	107.61	84.20	165.09	49.27	751.55	0.01	3,425.78
Additions during the period	1,453.43	20.07	1.97	23.23	-	3.48	16.96	0.67	67.48	-	1,587.29
<b>As at 30 June 2022</b>	1,956.78	1,393.93	72.17	343.87	107.61	87.68	182.05	49.94	819.03	0.01	5,013.07
<b>Accumulated depreciation</b>											
<b>Up to 31 March 2019</b>	-	5.77	1.22	11.06	1.87	8.49	1.48	4.57	36.63	-	71.09
Charge for the year	-	15.84	3.08	28.87	9.00	14.54	7.23	7.46	70.28	-	156.30
<b>Up to 31 March 2020</b>	-	21.61	4.30	39.93	10.87	23.03	8.71	12.03	106.91	-	227.39
Charge for the year	-	21.22	4.17	34.82	11.64	12.43	12.99	6.45	80.74	-	184.46
<b>Up to 31 March 2021</b>	-	42.83	8.47	74.75	22.51	35.46	21.70	18.48	187.65	-	411.85
Charge for the year	-	23.42	4.69	40.85	13.34	12.50	17.14	9.93	97.33	-	219.20
<b>Up to 31 March 2022</b>	-	66.25	13.16	115.60	35.85	47.96	38.84	28.41	284.98	-	631.05
Charge for the period	-	5.86	1.26	9.64	3.42	3.02	4.91	2.55	26.43	-	57.09
<b>Up to 30 June 2022</b>	-	72.11	14.42	125.24	39.27	50.98	43.75	30.96	311.41	-	688.14
<b>Net carrying amount</b>											
<b>As at 30 June 2022</b>	1,956.78	1,321.82	57.75	218.63	68.34	36.70	138.30	18.98	507.62	0.01	4,324.93
<b>As at 31 March 2022</b>	503.35	1,307.61	57.04	205.04	71.76	36.24	126.25	20.86	466.57	0.01	2,794.73
<b>As at 31 March 2021</b>	501.25	1,318.20	55.46	209.82	79.77	31.80	120.87	15.89	421.58	0.01	2,754.65
<b>As at 31 March 2020</b>	467.33	1,030.29	47.14	176.15	66.55	25.66	92.76	8.98	314.51	0.01	2,229.38

\*Represents the balance of capital creditors which has been written back during the year ended 31 March 2020.

# Land and Buildings includes assets with gross carrying values of ₹194.54 as at 30 June 2022 ; 31 March 2022 : ₹194.54; 31 March 2021: ₹233.18; 31 March 2020: ₹320.86 and ₹264.83 as at 30 June 2022; 31 March 2022: ₹264.83; 31 March 2021: ₹373.69; 31 March 2020: ₹683.39 respectively, which were acquired by the Holding Company pursuant to the conversion of partnership firm viz Bajaj Electronics, with effect from 10 September 2018. Management has taken necessary steps and are presently in the process of incorporating the Holding Company's name in the title deeds of these immovable properties. During the year ended 31 March 2022, management has completed the name change in respect of title deeds amounting to ₹147.50 million.

**Electronics Mart India Limited**
**Summary of the significant accounting policies and other explanatory information**
*(All amounts in ₹ in millions, unless otherwise stated)*
**5 Capital work-in-progress**

	As at		As at 31 March	
	30 June 2022	2022	2021	2020
Capital work-in-progress	165.68	238.44	20.44	24.27
	<b>165.68</b>	<b>238.44</b>	<b>20.44</b>	<b>24.27</b>

**(a) Capital work-in-progress (CWIP) ageing schedule**

	Amount in CWIP for a period of				Total
	Less than 1 year	1-2 years	2-3 years	More than 3 years	
<b>Projects in progress:</b>					
As at 30 June 2022	165.68	-	-	-	165.68
As at 31 March 2022	238.44	-	-	-	238.44
As at 31 March 2021	20.44	-	-	-	20.44
As at 31 March 2020	24.27	-	-	-	24.27

(b) There are no projects temporarily suspended as at 30 June 2022, 31 March 2022, 31 March 2021 and 31 March 2020.

(c) The Group has no capital work-in-progress whose completion is overdue or has exceeded its cost compared to its original plan as at 30 June 2022, 31 March 2022, 31 March 2021 and 31 March 2020.

**6 Other intangible assets**

	Computer Software	Trademarks	Total
<b>Gross carrying amount</b>			
<b>As at 1 April 2019</b>	<b>21.01</b>	<b>1.18</b>	<b>22.19</b>
Additions during the year	0.49	-	0.49
<b>As at 31 March 2020</b>	<b>21.50</b>	<b>1.18</b>	<b>22.68</b>
Additions during the year	4.83	-	4.83
<b>As at 31 March 2021</b>	<b>26.33</b>	<b>1.18</b>	<b>27.51</b>
Additions during the year	1.97	0.03	2.00
<b>As at 31 March 2022</b>	<b>28.30</b>	<b>1.21</b>	<b>29.51</b>
Additions during the period	0.73	-	0.73
<b>As at 30 June 2022</b>	<b>29.03</b>	<b>1.21</b>	<b>30.24</b>
<b>Accumulated amortization</b>			
<b>Up to 31 March 2019</b>	<b>9.90</b>	<b>0.19</b>	<b>10.09</b>
Charge for the year	9.21	0.34	9.55
<b>Up to 31 March 2020</b>	<b>19.11</b>	<b>0.53</b>	<b>19.64</b>
Charge for the year	1.18	0.34	1.52
<b>Up to 31 March 2021</b>	<b>20.29</b>	<b>0.87</b>	<b>21.16</b>
Charge for the year	2.66	0.11	2.77
<b>Up to 31 March 2022</b>	<b>22.95</b>	<b>0.98</b>	<b>23.93</b>
Charge for the period	0.78	-	0.78
<b>Up to 30 June 2022</b>	<b>23.73</b>	<b>0.98</b>	<b>24.71</b>
<b>Net carrying amount</b>			
<b>As at 30 June 2022</b>	<b>5.30</b>	<b>0.23</b>	<b>5.53</b>
<b>As at 31 March 2022</b>	<b>5.35</b>	<b>0.23</b>	<b>5.58</b>
<b>As at 31 March 2021</b>	<b>6.04</b>	<b>0.31</b>	<b>6.35</b>
<b>As at 31 March 2020</b>	<b>2.39</b>	<b>0.65</b>	<b>3.04</b>

**Electronics Mart India Limited**
**Summary of the significant accounting policies and other explanatory information**
*(All amounts in ₹ in millions, unless otherwise stated)*
**7 Loans**

	As at		As at 31 March	
	30 June 2022	2022	2021	2020
<b>(a) Non-current</b>				
<b>(Unsecured, considered good)</b>				
Loans to employees	-	-	-	4.15
	-	-	-	<b>4.15</b>
<b>(b) Current</b>				
<b>(Unsecured, considered good)</b>				
Loans to:				
- employees	13.65	13.08	9.49	9.24
- others	0.05	0.05	0.05	0.05
	<b>13.70</b>	<b>13.13</b>	<b>9.54</b>	<b>9.29</b>

**Note:** There are no dues from Directors or other officers of the group either severally or jointly with any other person or from firms or private companies in which any director is a partner, a director, or a member.

**8 Other financial assets**

	As at		As at 31 March	
	30 June 2022	2022	2021	2020
<b>(a) Non-current</b>				
<b>(Unsecured, considered good)</b>				
Fixed deposits with maturity period of more than 12 months	0.87	0.87	0.80	0.80
Margin money deposits*	114.32	75.52	72.65	60.45
Interest accrued	-	-	-	0.01
Security deposits with:				
- related party	3.75	3.64	3.27	2.93
- others	200.56	212.10	173.42	126.03
	<b>319.50</b>	<b>292.13</b>	<b>250.14</b>	<b>190.22</b>
<b>(b) Current</b>				
<b>(Unsecured, considered good)</b>				
Interest accrued	2.42	1.53	1.71	2.43
Other receivables	35.00	-	-	-
	<b>37.42</b>	<b>1.53</b>	<b>1.71</b>	<b>2.43</b>

\*Represents deposits held as security against loans availed by the Group.

**9 Other assets**

	As at		As at 31 March	
	30 June 2022	2022	2021	2020
<b>(a) Non-current</b>				
<b>(Unsecured, considered good)</b>				
Capital advances*	33.71	141.15	31.50	171.58
	<b>33.71</b>	<b>141.15</b>	<b>31.50</b>	<b>171.58</b>
<b>(b) Current</b>				
<b>(Unsecured, considered good)</b>				
Advance to vendors	673.28	732.80	910.06	501.12
Balances with government authorities	624.07	1,088.94	935.83	909.45
Prepaid expenses	87.08	67.80	21.84	21.18
Other advances	44.57	27.69	36.47	39.22
	<b>1,429.00</b>	<b>1,917.23</b>	<b>1,904.20</b>	<b>1,470.97</b>

\*Includes advances outstanding to the tune of ₹Nil as at 30 June 2022; 31 March 2022: ₹Nil; 31 March 2021: ₹Nil; 31 March 2020: ₹55.66; being personally guaranteed by Key Managerial Personnel ('KMP') (refer note 34(b)).

**10 Inventories**

	As at		As at 31 March	
	30 June 2022	2022	2021	2020
<b>Valued at the lower of cost or net realisable value</b>				
Stock-in-trade*	4,732.95	6,138.21	4,813.69	4,017.81
	<b>4,732.95</b>	<b>6,138.21</b>	<b>4,813.69</b>	<b>4,017.81</b>

\*Net of ₹71.73 as at 30 June 2022; 31 March 2022: ₹71.73; 31 March 2021: ₹68.04; 31 March 2020 ₹46.39 representing adjustment towards net realisable value and slow moving inventories.

**Electronics Mart India Limited**

**Summary of the significant accounting policies and other explanatory information**

(All amounts in ₹ in millions, unless otherwise stated)

**11 Trade receivables**

	As at		As at 31 March	
	30 June 2022	2022	2021	2020
Trade receivables considered good - secured	-	-	-	-
Trade receivables considered good - unsecured	1,010.78	1,079.33	953.92	845.98
Trade receivables which have significant increase in credit risk	-	-	-	-
Trade receivables - Credit impaired	-	-	-	-
	<b>1,010.78</b>	<b>1,079.33</b>	<b>953.92</b>	<b>845.98</b>

(i) There are no dues from Directors or other officers of the group either severally or jointly with any other person or from firms or private companies in which any director is a partner, a director, or a member.

(ii) Trade receivables are non-interest bearing and are generally on terms of 30 to 60 days.

**(a) Trade receivables ageing schedule**

(i) *Trade receivables, unsecured, considered good and undisputed:*

Trade receivables considered good*	As at		As at 31 March	
	30 June 2022	2022	2021	2020
Unbilled dues#	918.05	852.51	138.19	108.28
< 6 months	70.86	216.56	765.34	699.32
6 months to 1 year	13.16	4.20	31.33	38.38
1 - 2 Years	3.99	3.81	17.43	-
2 - 3 Years	4.19	1.81	1.59	-
> 3 Years	0.53	0.44	0.04	-
	<b>1,010.78</b>	<b>1,079.33</b>	<b>953.92</b>	<b>845.98</b>

(ii) *Trade receivables, disputed:*

\*There are no disputed trade receivables outstanding as on any of the period/year as stated above.

# Represents incentive income and commission income accrued as per the agreed terms.

**12 Cash and cash equivalents**

	As at		As at 31 March	
	30 June 2022	2022	2021	2020
<b>Cash and cash equivalents</b>				
Balances with banks				
- on current accounts*	176.37	303.87	304.09	867.48
Cash on hand	20.62	40.12	46.12	3.25
	<b>196.99</b>	<b>343.99</b>	<b>350.21</b>	<b>870.73</b>
<b>Bank balances other than above</b>				
Margin money deposits**	114.32	75.52	72.65	60.45
Fixed deposits with maturity period of more than 12 months	0.87	0.87	0.80	0.80
Less: Amounts reclassified to other non-current financial assets	(115.19)	(76.39)	(73.45)	(61.25)
	-	-	-	-
	<b>196.99</b>	<b>343.99</b>	<b>350.21</b>	<b>870.73</b>

\*Includes a sum of ₹18.45, ₹Nil, ₹Nil, ₹Nil representing unspent CSR amount transferred to a special account in accordance with the relevant provisions of the Act as at 30 June 2022, 31 March 2022, 31 March 2021 and 31 March 2020, respectively. Further, there are no other restrictions with regard to cash and cash equivalents.

\*\*Represents deposits held as a security against loans availed by the Group.

**Electronics Mart India Limited**
**Summary of the significant accounting policies and other explanatory information**
*(All amounts in ₹ in millions, unless otherwise stated)*
**13 Equity share capital**

	As at							
	30 June 2022		31 March 2022		31 March 2021		31 March 2020	
	Number of shares	Amount	Number of shares	Amount	Number of shares	Amount	Number of shares	Amount
<b>Authorized</b>								
Equity shares of ₹10 each	1,00,00,00,000	10,000.00	1,00,00,00,000	10,000.00	1,00,00,00,000	10,000.00	1,00,00,00,000	10,000.00
	<b>1,00,00,00,000</b>	<b>10,000.00</b>	<b>1,00,00,00,000</b>	<b>10,000.00</b>	<b>1,00,00,00,000</b>	<b>10,000.00</b>	<b>1,00,00,00,000</b>	<b>10,000.00</b>
<b>Issued, subscribed and fully paid-up</b>								
Equity shares of ₹10 each	30,00,03,000	3,000.03	30,00,03,000	3,000.03	30,00,03,000	3,000.03	30,00,03,000	3,000.03
	<b>30,00,03,000</b>	<b>3,000.03</b>	<b>30,00,03,000</b>	<b>3,000.03</b>	<b>30,00,03,000</b>	<b>3,000.03</b>	<b>30,00,03,000</b>	<b>3,000.03</b>

**(a) Reconciliation of equity shares outstanding at the beginning and end of the reporting period/year:**

	30 June 2022		31 March 2022		31 March 2021		31 March 2020	
	Number of shares	Amount	Number of shares	Amount	Number of shares	Amount	Number of shares	Amount
	<b>Equity shares of ₹10 each</b>							
Balance at the beginning and end of the period/year	<b>30,00,03,000</b>	<b>3,000.03</b>	<b>30,00,03,000</b>	<b>3,000.03</b>	<b>30,00,03,000</b>	<b>3,000.03</b>	<b>30,00,03,000</b>	<b>3,000.03</b>

**(b) Terms/rights attached to equity shares**

The Company has only one class of equity shares having a par value of ₹10 per share. Each holder of equity shares is entitled to one vote per share. The Company declares and pays dividend in Indian rupees. The dividend proposed by the Board of Directors, if any, is subject to the approval of the shareholders in the ensuing general meeting.

In the event of liquidation of the Group, the holders of equity shares will be entitled to receive remaining assets. The distribution will be in proportion to the number of equity shares held by the shareholders.

**(c) Details of shareholders holding more than 5% shares in the Company**

	As at							
	30 June 2022		31 March 2022		31 March 2021		31 March 2020	
	Number of shares	% of holding	Number of shares	% of holding	Number of shares	% of holding	Number of shares	% of holding
<b>Equity shares of ₹10 each fully paid up</b>								
Pavan Kumar Bajaj	15,20,57,999	50.69%	15,20,57,999	50.69%	15,20,57,999	50.69%	15,20,57,999	50.69%
Karan Bajaj	14,78,78,566	49.29%	14,78,78,566	49.29%	14,78,78,566	49.29%	14,78,78,566	49.29%

**(d) Details of equity shares issued without payment being received in cash:**

During the year ended 31 March 2019, the Company had issued 300,003,000 equity shares of ₹10 each fully paid up to the partners of the erstwhile partnership firm M/s. Bajaj Electronics pursuant to conversion of the said firm into the Company on 10 September 2018.

**(e) Shareholding of promoters**

For the purpose of reporting of the Shareholding of promoters, Mr. Pavan Kumar Bajaj and Mr. Karan Bajaj have been considered as promoters as defined under the Provisions of the Companies Act, 2013. Further, please refer to note 13(c) above which represents the holding of promoters and % of holding, which remain unchanged for all the periods presented.

**Electronics Mart India Limited**
**Summary of the significant accounting policies and other explanatory information**
*(All amounts in ₹ in millions, unless otherwise stated)*
**14 Other equity**

	As at		As at 31 March	
	30 June 2022	2022	2021	2020
<b>Retained Earnings</b>				
At the beginning of the period/year	2,959.78	1,920.87	1,334.66	518.58
Add: Profit for the period/year	406.58	1,038.91	586.21	816.08
<b>At the end of the period/year</b>	<b>3,366.36</b>	<b>2,959.78</b>	<b>1,920.87</b>	<b>1,334.66</b>
<b>Other comprehensive income/(loss)</b>				
Actuarial gain/(loss) on employment benefits:				
At the beginning of the period/year	5.30	(1.72)	(3.93)	0.71
Add: Other comprehensive income/(loss) for the period/ year	8.04	7.02	2.21	(4.64)
<b>At the end of the period/year</b>	<b>13.34</b>	<b>5.30</b>	<b>(1.72)</b>	<b>(3.93)</b>
	<b>3,379.70</b>	<b>2,965.08</b>	<b>1,919.15</b>	<b>1,330.73</b>

**15 Borrowings**

	As at		As at 31 March	
	30 June 2022	2022	2021	2020
<b>(a) Non-current borrowings</b>				
<b>Secured</b>				
Term loans from				
- Banks (refer notes 15(i) and (ii))	1,392.53	618.82	60.90	114.80
- Financial institutions (refer notes 15(i) and (ii))	264.86	-	679.49	609.75
	<b>1,657.39</b>	<b>618.82</b>	<b>740.39</b>	<b>724.55</b>
Less: Current maturities of non-current borrowings	(218.86)	(67.18)	(119.09)	(94.85)
	<b>1,438.53</b>	<b>551.64</b>	<b>621.30</b>	<b>629.70</b>
<b>(b) Current borrowings</b>				
<b>Secured, loans repayable on demand</b>				
Working capital loans from:				
- Banks (refer note 15(iii)(1))	1,355.66	2,684.83	2,655.59	2,535.78
- Financial institutions (refer note 15(iii)(2))	995.80	995.80	-	-
Current maturities of non-current borrowings	218.86	67.18	119.09	94.85
	<b>2,570.32</b>	<b>3,747.81</b>	<b>2,774.68</b>	<b>2,630.63</b>
<b>Unsecured, loans repayable on demand</b>				
- Banks (refer note 15(iv)(a))	289.99	270.87	554.43	340.30
- Financial institutions (refer note 15(iv)(b))	460.27	1,366.09	1,529.04	1,604.82
	<b>750.26</b>	<b>1,636.96</b>	<b>2,083.47</b>	<b>1,945.12</b>
	<b>3,320.58</b>	<b>5,384.77</b>	<b>4,858.15</b>	<b>4,575.75</b>

**Electronics Mart India Limited**
**Summary of the significant accounting policies and other explanatory information**
*(All amounts in ₹ in millions, unless otherwise stated)*
**15 Borrowings** (continued)

**Changes in liabilities arising from financing activities:**

The below section sets out an analysis of liabilities arising from financing activities and the movements for each of the period/ years presented:

	As at		As at 31 March	
	30 June 2022	2022	2021	2020
Lease liabilities (refer note 35)	5,543.90	5,497.47	4,199.29	3,511.02
Current borrowings	3,101.72	5,317.59	4,739.06	4,480.90
Non-current borrowings	1,657.39	618.82	740.39	724.55
Interest accrued (refer note 18)	19.27	24.77	13.52	13.29
<b>Liabilities arising from financing activities</b>	<b>10,322.28</b>	<b>11,458.65</b>	<b>9,692.26</b>	<b>8,729.76</b>

	Liabilities from financing activities				
	Lease liabilities	Interest accrued	Current borrowings	Non-current borrowings	Total
<b>As at 1 April 2019</b>	<b>3,047.46</b>	<b>5.18</b>	<b>3,132.25</b>	<b>638.35</b>	<b>6,823.24</b>
Cash inflows/(outflows), net	(114.18)	-	1,348.65	86.20	1,320.67
Interest expense for the year	316.59	305.76	-	-	622.35
Interest paid during the year	(316.59)	(297.65)	-	-	(614.24)
Other non-cash movements					
- Lease liabilities recognised during the year	577.74	-	-	-	577.74
<b>As at 31 March 2020</b>	<b>3,511.02</b>	<b>13.29</b>	<b>4,480.90</b>	<b>724.55</b>	<b>8,729.76</b>
Cash inflows/(outflows), net	(134.68)	-	258.16	15.84	139.32
Interest expense for the year	370.85	329.91	-	-	700.76
Interest paid during the year	(370.85)	(329.68)	-	-	(700.53)
Rent concessions during the year	(16.38)	-	-	-	(16.38)
Other non-cash movements					
- Lease liabilities recognised during the year	863.07	-	-	-	863.07
- Lease liabilities derecognised during the year	(23.74)	-	-	-	(23.74)
<b>As at 31 March 2021</b>	<b>4,199.29</b>	<b>13.52</b>	<b>4,739.06</b>	<b>740.39</b>	<b>9,692.26</b>
Cash inflows/(outflows), net	(190.97)	-	578.53	(121.57)	265.99
Interest expense for the year	462.40	358.54	-	-	820.94
Interest paid during the year	(462.40)	(347.29)	-	-	(809.69)
Rent concessions during the year	(3.67)	-	-	-	(3.67)
Other non-cash movements					
- Lease liabilities recognised during the year	1,513.35	-	-	-	1,513.35
- Lease liabilities derecognised during the year	(20.53)	-	-	-	(20.53)
<b>As at 31 March 2022</b>	<b>5,497.47</b>	<b>24.77</b>	<b>5,317.59</b>	<b>618.82</b>	<b>11,458.65</b>
Cash inflows/(outflows), net	(64.52)	-	(2,215.87)	1,038.57	(1,241.82)
Interest expense for the period	129.22	97.76	-	-	226.98
Interest paid during the period	(129.22)	(103.26)	-	-	(232.48)
Rent concessions during the period	-	-	-	-	-
Other non-cash movements					
- Lease liabilities recognised during the period	159.92	-	-	-	159.92
- Lease liabilities derecognised during the period	(48.97)	-	-	-	(48.97)
<b>As at 30 June 2022</b>	<b>5,543.90</b>	<b>19.27</b>	<b>3,101.72</b>	<b>1,657.39</b>	<b>10,322.28</b>

*(This space has been intentionally left blank)*

**Electronics Mart India Limited**
**Summary of the significant accounting policies and other explanatory information**
*(All amounts in ₹ in millions, unless otherwise stated)*
**15 Borrowings (continued)**
**(i) Terms and conditions of secured term loans from banks and financial institutions and nature of security:**

S. No.	Name	As at		As at 31 March		Interest rate (%)				Repayment terms	
		30 June 2022	2022	2021	2020	30 June 2022	31 March 2022	31 March 2021	31 March 2020		
1	HDFC Bank Limited (HDFC Bank) (refer note a(i))	80.20	82.74	-	-			NA	NA	Repayable in 84 EMI's starting from 7 August 2021	
2	HDFC Bank (refer note a(i))	73.72	76.05	-	-	MCLR* + 0.75% i.e. 8% p.a.		NA	NA	Repayable in 84 EMI's starting from 7 August 2021	
3	HDFC Bank (refer note a(i))	85.89	88.42	-	-				NA	NA	Repayable in 88 EMI's starting from 7 August 2021
4	HDFC Bank (refer note a(i))	71.74	73.79	-	-				NA	NA	Repayable in 90 EMI's starting from 7 August 2021
5	HDFC Bank (refer note a(i))	128.31	131.60	-	-				NA	NA	Repayable in 97 EMI's starting from 7 August 2021
6	HDFC Bank (refer note a(i))	113.23	114.42	-	-				NA	NA	Repayable in 170 EMI's starting from 7 August 2021
7	HDFC Bank (refer note a(i))	49.44	51.80	-	-			NA	NA	Repayable in 63 EMI's starting from 7 August 2021	
8	HDFC Bank Limited* (refer note a(iii))	-	-	-	8.88	NA	NA	NA	Ranging from 10.75% to 11.30% p.a.	Repayable in 61 EMI's starting from 7 December 2015	
9	HDFC Bank Limited* (refer note a(iii))	-	-	-	20.95	NA	NA	NA	Ranging from 10.30% to 11.05% p.a.	Repayable in 20 equal quarterly installments starting from 7 January 2017	
10	Kotak Mahindra Bank Limited (KMBL) (refer note a(ii))	-	-	50.52	65.65	NA	NA	Current KMBL Floating Rate less KMBL LIBOR; currently in the range of 8.29% to 9.94% p.a.	Current KMBL Floating Rate less KMBL LIBOR; currently in the range of 8.94% to 9.94% p.a.	Repayable in 61 EMI's starting from 10 February 2019	
11	KMBL (refer note a(ii))	-	-	9.72	18.09	NA	NA			Repayable in 36 EMI's starting from 10 May 2019	
12	KMBL (refer note a(ii))	-	-	0.66	1.23	NA	NA			Repayable in 36 EMI's starting from 10 May 2019	
13	ICICI Bank (refer note a(iv))	500.00	-	-	-	MCLR* + 0.65% i.e. 7.90% p.a.	NA	NA	NA	Repayable in 22 QEMI's starting from 23 August 2022	
14	ICICI Bank (refer note a(iv))	90.00	-	-	-	MCLR* + 0.65% i.e. 7.90% p.a.	NA	NA	NA	Repayable in 22 QEMI's starting from 23 August 2022	
15	AXIS Bank (refer note a(iv))	200.00	-	-	-	MCLR* + 0.60% i.e. 8% p.a.	NA	NA	NA	Repayable in 72 EMI's starting from 31 July 2022	
16	Bajaj Finance Limited (BFL) (refer note a(iv))	143.77	-	-	-	Current BFL Floating Reference Rate less Spread i.e. 20.9% - 12.90% p.a.	NA	NA	NA	Repayable in 180 EMI's starting from 2 May 2022	
17	BFL (refer note a(iv))	121.09	-	-	-	Current BFL Floating Reference Rate less Spread i.e. 20.9% - 12.90% p.a.	NA	NA	NA	Repayable in 180 EMI's starting from 2 June 2022	
18	BFL (refer note a(v))	-	-	60.59	68.18	NA	NA	Current BFL Floating Reference Rate less Spread i.e. 20.15% - 9.65% p.a.	Current BFL Floating Reference Rate less Spread i.e. 20.15% - 9.65% p.a.	Repayable in 120 EMI's starting from 2 October 2016	
19	BFL (refer note a(v))	-	-	92.23	100.61	NA	NA	Current BFL Floating Reference Rate less Spread i.e. 20.15% - 11.65% p.a.	Current BFL Floating Reference Rate less Spread i.e. 20.15% - 11.65% p.a.	Repayable in 122 EMI's starting from 2 January 2018	
20	BFL (refer note a(v))	-	-	84.77	92.47	NA	NA			Repayable in 122 EMI's starting from 2 January 2018	
21	BFL (refer note a(v))	-	-	97.92	106.30	NA	NA			Repayable in 123 EMI's starting from 2 September 2018	



**Electronics Mart India Limited**
**Summary of the significant accounting policies and other explanatory information**
*(All amounts in ₹ in millions, unless otherwise stated)*
**15 Borrowings** (continued)

S. No.	Name	As at		As at 31 March		Interest rate (%)		Repayment terms		
		30 June 2022	2022	2021	2020	30 June 2022	31 March 2022			
22	BFL (refer note a(v))	-	-	81.38	87.87	NA	NA	Current BFL Floating Reference Rate less Spread i.e. 20.8% - 10.8% p.a.	Current BFL Floating Reference Rate less Spread i.e. 20.8% - 10.8% p.a.	Repayable in 122 EMI's starting from 2 December 2018
23	BFL (refer note a(v))	-	-	143.79	154.32	NA	NA	Current BFL Floating Reference Rate less Spread i.e. 20.90% - 11.15% p.a.	Current BFL Floating Reference Rate less Spread i.e. 20.90% - 11.15% p.a.	Repayable in 120 EMI's starting from 2 September 2019
24	BFL (refer note a(v))	-	-	118.81	-	NA	NA	Current BFL Floating Reference Rate less Spread i.e. 20.90% - 11.65% p.a.	NA	Repayable in 180 EMI's starting from 2 October 2020
		<b>1,657.39</b>	<b>618.82</b>	<b>740.39</b>	<b>724.55</b>					

\*Marginal cost of funds based lending rate.

**Term loans outstanding to the tune of:**

(a)(i) ₹602.53 as at 30 June 2022; 31 March 2022: ₹618.82; 31 March 2021: ₹Nil; 31 March 2020: ₹Nil; from HDFC Bank is secured:

(I) First exclusive charge on:

- stock and book debts (including credit card receivables) of the Company;
- all the movable property, plant and equipment of the Company; and
- extension of exclusive charge on the current assets.

(II) Mortgage against specific buildings owned by the Company.

(III) Personal guarantee of Pavan Kumar Bajaj, Karan Bajaj and Renu Bajaj.

(a)(ii) ₹Nil as at 30 June 2022; 31 March 2022: ₹Nil; 31 March 2021: ₹60.90; 31 March 2020: ₹84.97 from Kotak Mahindra Bank Limited is secured through first and exclusive charge by way of mortgage against specific building owned by the Company. Additionally, secured by Personal guarantee of Pavan Kumar Bajaj, Karan Bajaj and Renu Bajaj.

(a)(iii) ₹Nil as at 30 June 2022; 31 March 2022: ₹Nil; 31 March 2021: ₹Nil; 31 March 2020: ₹29.83; from HDFC Bank Limited is secured through first and exclusive charge by way of mortgage against specific buildings owned by the Company. Additionally, secured by Personal guarantee of Pavan Kumar Bajaj, Karan Bajaj and Renu Bajaj.

(a)(iv) ₹590.00, ₹200.00 and ₹264.86 as at 30 June 2022 from ICICI Bank, Axis Bank and BFL, respectively is secured:

(I) By way of mortgage against specific buildings owned by the Company

(II) Personal guarantees of Pavan Kumar Bajaj and Karan Bajaj.

Additionally, loan from ICICI Bank is also secured against exclusive charge on debt service reserve account (DSRA).

(a)(v) From Bajaj Finance Limited outstanding to the tune of ₹Nil as at 30 June 2022; 31 March 2022: ₹Nil; 31 March 2021: ₹679.49; 31 March 2020: ₹609.75 is secured through first and exclusive charge by way of mortgage against specific buildings owned by the Company. Additionally, secured by Personal guarantee of Pavan Kumar Bajaj, Karan Bajaj and Renu Bajaj.

**Electronics Mart India Limited**

**Summary of the significant accounting policies and other explanatory information**

(All amounts in ₹ in millions, unless otherwise stated)

**15 Borrowings** (continued)

**(ii) Maturity profile of long-term borrowings:**

	As at		As at 31 March	
	30 June 2022	2022	2021	2020
Within 1 year	218.86	67.18	119.09	94.85
1-2 years	225.35	72.75	64.13	91.16
2-5 years	711.41	250.82	234.38	238.35
More than 5 years	501.77	228.07	322.79	300.19
	<b>1,657.39</b>	<b>618.82</b>	<b>740.39</b>	<b>724.55</b>

**(iii) Terms and conditions of working capital loans from banks and financial institution and nature of security:**

S. No.	Name	As at		As at 31 March		Repayment terms	Types of security
		30 June 2022	2022	2021	2020		
1	HDFC Bank Limited (HDFC)#	1,355.66	2,684.83	2,655.59	2,535.78	Payable on demand	(i) First exclusive charge on: - stock and book debts (including credit card receivables) of the Company; - all the movable property, plant and equipment of the Company; and - extension of exclusive charge on the current assets.
2	Bajaj Finance Limited (BFL)^	995.80	995.80	-	-	Payable on demand	(i) First pari-passu charge with HDFC on: - hypothecation of stocks, book debts and property, plant and equipment; - certain specific buildings pledged with HDFC; and - minimum collateral cover for immovable assets to be maintained at 0.35 times during the tenor of the facility.
		<b>2,351.46</b>	<b>3,680.63</b>	<b>2,655.59</b>	<b>2,535.78</b>		

# Working capital loans from HDFC carries an interest rate of :- 30 June 2022: MCLR\*+0.75% p.a.; 31 March 2022: MCLR\*+0.75% p.a.; 31 March 2021: MCLR\*+0.75% p.a.; 31 March 2020: MCLR\*+0.75% p.a.

\*Marginal cost of funds based lending rate.

^ Working capital loans from BFL carries an interest rate of :- 30 June 2022: 8% p.a.; 31 March 2022: 8% p.a.; 31 March 2021: Nil; 31 March 2020: Nil.

**Note:** The aforementioned working capital loans from banks and financial institution are personally guaranteed by Pavan Kumar Bajaj, Karan Bajaj and Renu Bajaj. Further, the working capital facility availed from HDFC bank is also secured by way of pledge of certain personal properties of Pavan Kumar Bajaj, Karan Bajaj and Renu Bajaj.

**(iv) Terms and conditions of unsecured loans**

(a) The Group has availed unsecured loans amounting to ₹289.99 as at 30 June 2022; ₹270.87 as at 31 March 2022; 31 March 2021: ₹554.43; 31 March 2020: ₹340.30 from IDFC First Bank Limited for meeting the working capital requirements carrying an interest rate of :- 30 June 2022: 9.50% p.a.; 31 March 2022: 9.50% p.a.; 31 March 2021: 9.50% p.a.; 31 March 2020: 9.50% p.a. These amounts are repayable on demand.

(b) The Group has availed unsecured loans amounting to ₹460.27 as at 30 June 2022; 31 March 2022 : ₹1,366.09 ; 31 March 2020: ₹1,529.04; 31 March 2020: ₹1,604.82 from Bajaj Finance Limited for meeting the working capital requirements carrying an interest rate of :- 30 June 2022: 12.75% p.a.; 31 March 2022: 12.75% p.a.; 31 March 2021: 12.75% p.a.; 31 March 2020: 12.75% p.a. These amounts are repayable on demand.

**Electronics Mart India Limited**
**Summary of the significant accounting policies and other explanatory information**
*(All amounts in ₹ in millions, unless otherwise stated)*
**16 Provisions**

	As at		As at 31 March	
	30 June 2022	2022	2021	2020
<b>Non-current</b>				
Provision for employee benefits				
- Gratuity, funded (refer note 23(b))	1.82	7.04	20.51	12.56
	<b>1.82</b>	<b>7.04</b>	<b>20.51</b>	<b>12.56</b>

**17 Trade payables**

	As at		As at 31 March	
	30 June 2022	2022	2021	2020
<b>Trade payables</b>				
- total outstanding dues of micro enterprises and small enterprises (refer note (b))	11.87	6.19	-	-
- total outstanding dues of creditors other than micro enterprises and small enterprises	233.44	241.87	75.86	66.62
	<b>245.31</b>	<b>248.06</b>	<b>75.86</b>	<b>66.62</b>

(a) Trade payables are non-interest bearing and are normally settled based on the agreed payment terms.

(b) The Group has certain dues to suppliers registered under Micro, Small and Medium Enterprises Development Act, 2006 ('MSMED Act'). The disclosures pursuant to the said MSMED Act are as follows:

	As at		For the year ended 31 March	
	30 June 2022	2022	2021	2020
(i) The principal amount remaining unpaid as at the end of the period/year	11.87	6.19	-	-
(ii) The amount of interest accrued and remaining unpaid at the end of the period/year	-	-	-	-
(iii) Amount of interest paid by the Group in terms of Section 16, of (MSMED Act 2006) along with the amounts of payments made beyond the appointed date during the period/year	-	-	-	-
(iv) The amount of further interest remaining due and payable in the succeeding years, until such date when the interest dues as above are actually paid to the small enterprises for the purpose of disallowance as a deductible expenditure under Section 23 of the (MSMED Act 2006)	-	-	-	-

**(c) Trade payables ageing schedule**

There are no trade payables which are under any dispute. Further, all the trade payables as presented above are outstanding for less than a year.

**18 Other financial liabilities**

	As at		As at 31 March	
	30 June 2022	2022	2021	2020
<b>At amortized cost</b>				
Interest accrued	19.27	24.77	13.52	13.29
Creditors for capital expenditure	15.79	25.05	45.22	18.76
Creditors for expenses	192.85	161.64	158.03	82.26
Dues to employees	140.08	113.25	141.45	117.78
Book overdraft	-	-	-	7.52
	<b>367.99</b>	<b>324.71</b>	<b>358.22</b>	<b>239.61</b>

**19 Other current liabilities**

	As at		As at 31 March	
	30 June 2022	2022	2021	2020
Statutory liabilities	24.68	35.11	31.52	41.01
Provision for Corporate Social Responsibility expenditure	28.58	24.96	19.53	-
Advances received from customers (refer (a) below)	68.33	137.95	113.33	68.98
	<b>121.59</b>	<b>198.02</b>	<b>164.38</b>	<b>109.99</b>

**(a) Advances received from customers:**

	For three months period ended		For the year ended 31 March	
	30 June 2022	2022	2021	2020
Amount of revenue recognised from amounts included in the contract liabilities at the beginning of the period/year	10.62	101.17	63.54	61.95
Performance obligations satisfied in previous years	-	-	-	-

Total contract liabilities outstanding as at 30 June 2022 will be recognised during the next 12 months.

**Electronics Mart India Limited**
**Summary of the significant accounting policies and other explanatory information**
*(All amounts in ₹ in millions, unless otherwise stated)*
**20 Revenue from operations**

	For three months period ended		For the year ended 31 March	
	30 June 2022	2022	2021	2020
<b>Revenue from contracts with customers</b>				
Sale of products - Consumer electronics and durables	13,123.74	40,623.01	30,287.94	29,776.68
<b>Other operating revenue:</b>				
- Commission income	178.78	497.85	308.87	357.26
- Incentives income	672.55	2,136.83	1,305.61	1,456.11
- Other collections from customers	109.38	235.47	116.34	134.72
	<b>14,084.45</b>	<b>43,493.16</b>	<b>32,018.76</b>	<b>31,724.77</b>

**(i) Reconciliation of revenue from sale of products with the contracted price:**

	For three months period ended		For the year ended 31 March	
	30 June 2022	2022	2021	2020
Revenue at contracted price	13,414.34	41,580.19	31,368.35	30,766.18
Less: Sales return	290.60	957.18	1,080.41	989.50
Total revenue from contracts with customers	<b>13,123.74</b>	<b>40,623.01</b>	<b>30,287.94</b>	<b>29,776.68</b>

**(ii) Disaggregation of revenues:**

Revenue based on type of customer

	For three months period ended		For the year ended 31 March	
	30 June 2022	2022	2021	2020
- Retail	12,766.97	39,581.07	29,312.84	28,991.35
- Wholesalers	202.21	642.35	530.53	505.22
- E-commerce	154.56	399.59	444.57	280.11
Total revenue from contracts with customers	<b>13,123.74</b>	<b>40,623.01</b>	<b>30,287.94</b>	<b>29,776.68</b>

(iii) The Group has operations only in India, hence there are no separately reportable geographical segments.

**21 Other income**

	For three months period ended		For the year ended 31 March	
	30 June 2022	2022	2021	2020
<b>Other non-operating income:</b>				
(i) Interest income on:				
- Bank deposits	0.97	3.07	3.48	2.69
- Security deposits	4.81	16.93	11.86	11.21
(ii) Rent concessions	-	3.67	16.38	-
(iii) Liabilities no longer required, written back	-	-	8.44	40.55
(iv) Miscellaneous income	12.23	13.88	14.76	10.95
	<b>18.01</b>	<b>37.55</b>	<b>54.92</b>	<b>65.40</b>

**22 Changes in inventories of stock-in-trade**

	For three months period ended		For the year ended 31 March	
	30 June 2022	2022	2021	2020
Stock-in-trade at the beginning of the period/year	6,138.21	4,813.69	4,017.81	3,277.72
Less: Stock-in-trade at the end of the period/year	4,732.95	6,138.21	4,813.69	4,017.81
	<b>1,405.26</b>	<b>(1,324.52)</b>	<b>(795.88)</b>	<b>(740.09)</b>

**Electronics Mart India Limited**
**Summary of the significant accounting policies and other explanatory information**
*(All amounts in ₹ in millions, unless otherwise stated)*
**23 Employee benefits expense**

	For three months period ended		For the year ended 31 March	
	30 June 2022	2022	2021	2020
Salaries and wages	200.45	711.28	569.19	543.74
Contribution to provident and other funds (note (a))	10.40	37.43	29.03	26.52
Gratuity (note (b))	2.82	14.07	10.07	8.23
Staff welfare expenses	2.85	25.25	6.04	7.83
	<b>216.52</b>	<b>788.03</b>	<b>614.33</b>	<b>586.32</b>

**(a) Defined contribution plan**

The Group contributed :- 30 June 2022: ₹8.63; 31 March 2022: ₹30.83; 31 March 2021: ₹24.01; 31 March 2020: ₹21.78 to provident fund and 30 June 2022: ₹1.77 ; 31 March 2022: ₹6.60 ; 31 March 2021: ₹5.02; 31 March 2020: ₹4.74 towards employee state insurance fund.

**(b) Defined benefit plan**

- (i) The Group provides for gratuity for employees in India as per the Payment of Gratuity Act, 1972. Under the gratuity plan, every employee who has completed at least five years of service gets a gratuity on departure @ 15 days of last drawn salary for each completed year of service. The level of benefits provided depends on the member's length of service and salary at retirement age.

The amounts recognized in the statement of profit and loss are as follows:

	For three months period ended		For the year ended 31 March	
	30 June 2022	2022	2021	2020
Current service cost	2.70	12.67	9.22	7.98
Net interest cost (net of interest on plan assets)	0.12	1.40	0.85	0.25
<b>Total amount recognised in the statement of profit and loss</b>	<b>2.82</b>	<b>14.07</b>	<b>10.07</b>	<b>8.23</b>

The amounts recognized in the other comprehensive income are as follows:

	For three months period ended		For the year ended 31 March	
	30 June 2022	2022	2021	2020
Actuarial (gains) / losses	(8.04)	(7.02)	(2.21)	4.64
<b>Total amount recognised in the other comprehensive income</b>	<b>(8.04)</b>	<b>(7.02)</b>	<b>(2.21)</b>	<b>4.64</b>

Changes in present value of defined benefit obligation:

	As at		As at 31 March	
	30 June 2022	2022	2021	2020
period/year	57.63	48.91	40.09	25.58
Current service cost	2.70	12.67	9.22	7.98
Interest cost	1.02	3.80	2.72	2.20
Benefits paid	(0.11)	(0.73)	(0.91)	(0.31)
Re-measurement of actuarial (gains) / losses on obligation	(8.13)	(7.02)	(2.21)	4.64
<b>period/year</b>	<b>53.11</b>	<b>57.63</b>	<b>48.91</b>	<b>40.09</b>

The fair value of defined benefit plan assets estimated as at:

	As at		As at 31 March	
	30 June 2022	2022	2021	2020
Fair value of plan assets at the beginning of the period/year	50.59	28.40	27.53	25.58
Add: Contributions made	-	20.52	-	-
Less: Benefits Paid	(0.11)	(0.73)	(1.00)	-
Add: Interest income	0.81	2.40	1.87	1.95
<b>Fair value of plan assets at the end of the period/year</b>	<b>51.29</b>	<b>50.59</b>	<b>28.40</b>	<b>27.53</b>

**Electronics Mart India Limited**
**Summary of the significant accounting policies and other explanatory information**
*(All amounts in ₹ in millions, unless otherwise stated)*
**23 Employee benefits expense (continued)**
**(b) Defined benefit plan (continued)**
**Reconciliation of present value of obligation and the fair value of plan assets**

	As at		As at 31 March	
	30 June 2022	2022	2021	2020
Present value of defined benefit obligation at end of the period/year	53.11	57.63	48.91	40.09
Fair value of plan assets at the end of the period/year	51.29	50.59	28.40	27.53
<b>Net liability recognised in the balance sheet</b>	<b>1.82</b>	<b>7.04</b>	<b>20.51</b>	<b>12.56</b>

The assumptions used in accounting for the gratuity plan are set out as below:

	For three months period ended		For the year ended 31 March	
	30 June 2022	2022	2021	2020
Discount rate	7.75%	7.30%	6.85%	6.80%
Retirement age	58 years	58 years	58 years	58 years
Salary escalation	8.00%	8.00%	8.00%	8.00%
Attrition rate	3.38%	3.26%	1.69%	3.68%
Mortality rate	100% of IALM 2012-14	100% of IALM 2012-14	100% of IALM 2012-14	100% of IALM 2012-14

The estimates of future salary increase considered in actuarial valuation take account of inflation, seniority, promotions and other relevant factors such as supply and demand in the employment market. The group evaluates these assumptions annually based on its long-term plans of growth and industry standards.

**Impact on defined benefit obligation - (decrease)/increase**

	As at		As at 31 March	
	30 June 2022	2022	2021	2020
<b>Assumptions</b>				
Sensitivity level				
- Discount rate : 1.00% increase	(6.22)	(7.08)	(7.01)	(4.97)
- Discount rate : 1.00% decrease	7.52	8.60	8.81	6.04
- Future salary : 1.00% increase	7.05	7.98	8.14	5.57
- Future salary : 1.00% decrease	(5.97)	(6.75)	(6.62)	(4.69)
- Attrition rate : 50.00% increase	(0.28)	(0.80)	(0.65)	(1.06)
- Attrition rate : 50.00% decrease	0.27	0.93	0.84	1.29
- Mortality rate : 10.00% increase	(0.01)	-	0.05	(0.01)
- Mortality rate : 10.00% decrease	(0.01)	-	0.07	0.01

The sensitivity analyses above have been determined based on a method that extrapolates the impact on defined benefit obligation as a result of reasonable changes in key assumptions occurring at the end of the reporting period/year.

**Defined benefit liability and employer contributions**

The following contributions and undiscounted future benefit payments are expected:

	As at		As at 31 March	
	30 June 2022	2022	2021	2020
<b>Expected future benefit payments</b>				
Within 1 year	3.37	2.23	0.93	1.34
2 - 5 years	11.42	12.89	7.54	9.18
6 - 10 years	17.02	17.27	11.01	11.58
Beyond 10 years	155.36	163.71	161.60	102.16

**Electronics Mart India Limited**
**Summary of the significant accounting policies and other explanatory information**
*(All amounts in ₹ in millions, unless otherwise stated)*
**24 Finance costs**

	For three months period ended		For the year ended 31 March	
	30 June 2022	2022	2021	2020
Interest expense on:				
- Financial liabilities measured at amortized cost	97.76	358.54	329.91	305.76
- Lease liabilities	129.22	462.40	370.85	316.59
Other borrowing costs	11.18	25.20	15.98	11.40
	<b>238.16</b>	<b>846.14</b>	<b>716.74</b>	<b>633.75</b>

**25 Other expenses**

	For three months period ended		For the year ended 31 March	
	30 June 2022	2022	2021	2020
Rent	3.47	4.61	10.79	9.79
Power and fuel	84.22	232.23	158.35	149.55
Rates and taxes	10.65	65.10	39.56	33.72
Insurance	2.19	10.63	7.87	12.57
Repairs and maintenance:				
- Buildings	75.73	247.63	197.18	219.61
- Others	13.60	53.44	42.09	33.10
Advertisement expenses	120.84	341.30	240.54	343.70
Business promotion expenses	26.28	43.99	55.87	131.97
Carriage outwards	7.52	20.26	18.35	9.26
Commission expenses	43.34	80.63	86.17	28.80
Communication expenses	8.72	13.45	17.79	11.84
Sales promotion expenses	353.13	1,018.10	665.02	719.56
Travelling and conveyance	4.70	9.89	5.79	15.77
Postage and courier charges	3.50	6.91	7.53	7.68
Printing and stationery	6.01	20.55	18.28	15.56
Professional and consultancy charges	5.26	13.81	22.51	27.85
Payments to auditor:				
- As auditor*	0.92	3.65	4.56	5.30
- For other services	-	-	-	3.50
- Out of pocket expenses	-	-	-	0.01
Water charges	2.57	7.34	6.11	5.45
Bad debts written-off	-	-	47.56	19.46
Advances written-off	-	3.58	5.83	13.95
Director's Sitting fee	1.50	1.79	0.72	0.72
Donations	0.01	1.89	0.27	-
Corporate social responsibility (refer note a)	5.66	18.33	19.53	-
Miscellaneous expenses	2.34	12.77	14.08	21.15
	<b>782.16</b>	<b>2,231.88</b>	<b>1,692.35</b>	<b>1,839.87</b>

\* Includes amounts billed towards cost overrun amounting to ₹2.00 for the year ended 31 March 2020.

\*excluding audit and certification fees amounting to ₹2.50 and ₹12.87 transferred to prepaid expenses, for three months period ended 30 June 2022 and year ended 31 March 2022, respectively.

*(This space has been intentionally left blank)*

**Electronics Mart India Limited**
**Summary of the significant accounting policies and other explanatory information**
*(All amounts in ₹ in millions, unless otherwise stated)*
**(a) Details of CSR expenditure**

	For three months period ended		For the year ended 31 March	
	30 June 2022	2022	2021	2020
a. Gross amount required to be spent by the group during the year*#	5.66	18.33	19.53	NA
b. Amount spent during the period/ year on:				
(i) Construction/acquisition of any asset	-	4.58	-	-
(ii) On purposes other than (i) above	2.04	0.60	-	-
c. Shortfall at the end of the period/year	3.62	13.15	19.53	-
d. Total of previous years shortfall	24.96	11.81	NA	-
e. Details of related party transactions	NA	NA	NA	-
f. Where a provision is made with respect to a liability incurred by entering into a contractual obligation, the movements in the provision during the period should be shown separately	NA	NA	NA	-

**g. Reason for shortfall:**

For three months period ended 30 June 2022 and year ended 31 March 2022, 31 March 2021: The Company was in the process of identifying prospective project as per schedule VII of the Companies Act, 2013.

**h. Nature of CSR activities undertaken by the Company.:**

- (i) Healthcare support
- (ii) Education
- (iii) Rural development

*\*Duly accrued in accordance with the accounting principles.*

*#The Group has time untill end of FY 2022-23 for spending the shortfall in amount required to be spent by the Group during the three months period ended 30 June 2022.*

**26 Income taxes**
**(a) Income tax expense recognised in the statement of profit and loss**

	For three months period ended		For the year ended 31 March	
	30 June 2022	2022	2021	2020
<b>Statement of profit and loss</b>				
Current tax expense	156.35	419.18	257.67	349.45
Deferred tax benefit	(11.96)	(60.51)	(48.26)	(43.74)
	<b>144.39</b>	<b>358.67</b>	<b>209.41</b>	<b>305.71</b>

**(b) Reconciliation of tax expense and the accounting profit multiplied by India's domestic tax rate:**

	For three months period ended		For the year ended 31 March	
	30 June 2022	2022	2021	2020
Profit before tax	550.97	1,397.58	795.62	1,121.79
At statutory income tax rate of 25.168%	138.67	351.74	200.24	282.33
<b>Reconciling items:</b>				
Permanent disallowances	1.65	6.13	5.78	4.34
Benefit under section 80JJAA	(0.31)	(1.90)	(1.54)	-
Deferred tax asset on long term capital loss, not recognised	-	-	-	23.08
Change in tax rates	-	-	-	6.65
Others	4.38	2.70	4.93	(10.69)
At the effective income tax rates	<b>144.39</b>	<b>358.67</b>	<b>209.41</b>	<b>305.71</b>



**Electronics Mart India Limited**

**Summary of the significant accounting policies and other explanatory information**

*(All amounts in ₹ in millions, unless otherwise stated)*

**26 Income taxes (continued)**

**(c) Non-current tax assets**

	As at		As at 31 March	
	30 June 2022	2022	2021	2020
Non-current tax assets	56.47	56.56	47.69	86.27

**(d) Current tax liabilities**

	As at		As at 31 March	
	30 June 2022	2022	2021	2020
Current tax liabilities	136.36	70.60	18.38	-

**27 Deferred tax assets, net**

	As at		As at 31 March	
	30 June 2022	2022	2021	2020

The tax effects of significant temporary differences that resulted in deferred tax assets and liabilities are as follows:

**Deferred tax assets/(liabilities):**

Property, plant and equipment	(36.89)	(36.21)	(29.79)	(11.49)
Right-of-use assets	(1,268.70)	(1,270.77)	(1,000.55)	(876.45)
Lease liability	1,395.29	1,383.60	1,056.88	883.65
Statutory liabilities	0.47	1.78	5.14	-
Fair valuation of security deposits	68.40	70.85	60.61	53.74
Employee payables	11.68	8.95	6.35	6.37
Other temporary tax differences	17.98	18.07	17.12	11.68
<b>Deferred tax assets, net</b>	<b>188.23</b>	<b>176.27</b>	<b>115.76</b>	<b>67.50</b>

*(This space has been intentionally left blank)*

**Electronics Mart India Limited**

**Summary of the significant accounting policies and other explanatory information**

*(All amounts in ₹ in millions, unless otherwise stated)*

**27 Deferred tax assets, net** (continued)

**Reconciliation of Deferred tax assets/(liabilities) as at and for the period/years ended:**

	Property, plant and equipment	Right-of-use assets	Lease liability	Statutory liabilities	Fair valuation of security deposits	Employee payables	Other temporary tax differences	Total
<b>As at 1 April 2019</b>	<b>(4.70)</b>	-	-	<b>10.08</b>	<b>9.66</b>	-	<b>8.71</b>	<b>23.75</b>
Benefit/(expense) for the year	(6.79)	(876.45)	883.65	(10.08)	44.08	6.37	2.97	43.74
<b>As at 31 March 2020</b>	<b>(11.49)</b>	<b>(876.45)</b>	<b>883.65</b>	-	<b>53.74</b>	<b>6.37</b>	<b>11.68</b>	<b>67.50</b>
Benefit/(expense) for the year	(18.30)	(124.10)	173.23	5.14	6.87	(0.02)	5.44	48.26
<b>As at 31 March 2021</b>	<b>(29.79)</b>	<b>(1,000.55)</b>	<b>1,056.88</b>	<b>5.14</b>	<b>60.61</b>	<b>6.35</b>	<b>17.12</b>	<b>115.76</b>
Benefit/(expense) for the year	(6.42)	(270.22)	326.72	(3.36)	10.24	2.60	0.95	60.51
<b>As at 31 March 2022</b>	<b>(36.21)</b>	<b>(1,270.77)</b>	<b>1,383.60</b>	<b>1.78</b>	<b>70.85</b>	<b>8.95</b>	<b>18.07</b>	<b>176.27</b>
Benefit/(expense) for three months period	(0.68)	2.07	11.69	(1.31)	(2.45)	2.73	(0.09)	11.96
<b>As at 30 June 2022</b>	<b>(36.89)</b>	<b>(1,268.70)</b>	<b>1,395.29</b>	<b>0.47</b>	<b>68.40</b>	<b>11.68</b>	<b>17.98</b>	<b>188.23</b>

Deferred tax assets and deferred tax liabilities have been offset wherever the group has a legally enforceable right to set-off current tax assets against current tax liabilities and where the deferred tax assets and deferred tax liabilities relate to income taxes levied by the same taxation authority.

*(This space has been intentionally left blank)*

## Electronics Mart India Limited

### Summary of the significant accounting policies and other explanatory information

(All amounts in ₹ in millions, unless otherwise stated)

#### 28 Fair value measurements

(i) Financial Assets and Financial Liabilities carried at (a) Amortized cost, and (b) at Fair Value Through Profit /Loss (P&L) and Other Comprehensive Income (OCI)

	As at		As at 31 March	
	30 June 2022	2022	2021	2020
<b>At Amortized Cost</b>				
<b>Financial Assets:</b>				
Trade receivables	1,010.78	1,079.33	953.92	845.98
Cash and bank balances	312.18	420.38	423.66	931.98
Loans	13.70	13.13	9.54	13.44
Other financial assets	241.73	217.27	178.40	131.40
	<b>1,578.39</b>	<b>1,730.11</b>	<b>1,565.52</b>	<b>1,922.80</b>
<b>Financial liabilities:</b>				
Non-current borrowings (including current maturities of non-current borrowings)	1,657.39	618.82	740.39	724.55
Current borrowings	3,101.72	5,317.59	4,739.06	4,480.90
Lease liability	5,543.90	5,497.47	4,199.29	3,511.02
Trade payables	245.31	248.06	75.86	66.62
Other financial liabilities	367.99	324.71	358.22	239.61
	<b>10,916.31</b>	<b>12,006.65</b>	<b>10,112.82</b>	<b>9,022.70</b>
At Fair Values [Through P&L and OCI]	-	-	-	-

- (ii) The management assessed that cash and bank balances, trade receivables, trade payables and other current financial liabilities approximate their carrying amounts largely due to the short-term maturities of these instruments.
- (iii) In respect of the balance of non-current financial assets and liabilities in the nature of loans and borrowings, the management has assessed the carrying value of these assets and liabilities approximates to the fair value mainly due to the interest rates are at the market rate or linked to market rate, as the case maybe.

#### 29 Financial risk management objectives and policies

The Group's activities expose it to a variety of financial risks, including market risk, credit risk and liquidity risk. The Group's primary risk management focus is to minimize potential adverse effects of market risk on its financial performance. The Group's risk management assessment and policies and processes are established to identify and analyse the risks faced by the Group, to set appropriate risk limits and controls, and to monitor such risks and compliance with the same. Risk assessment and management policies and processes are reviewed regularly to reflect changes in market conditions and the Group's activities. The Board of Directors is responsible for overseeing the Group's risk assessment and management policies and processes.

##### (a) Market risk

Market risk is the risk that the fair value of future cash flows of a financial instrument will fluctuate because of changes in market prices. Market risk for the Group comprises primarily of interest risk. Financial instruments affected by market risk include loans and borrowings. The sensitivity analysis in the following sections relate to the position as at 30 June 2022, 31 March 2022, 31 March 2021 and 31 March 2020 .

The analysis exclude the impact of movements in market variables on the carrying values of gratuity and other post-retirement obligations; provisions; and the non-financial assets.

The following assumptions have been made in calculating the sensitivity analysis:

- (1) The sensitivity of the relevant profit or loss item is the effect of the assumed changes in respective market risks. This is based on the financial assets and financial liabilities held as at 30 June 2022, 31 March 2022, 31 March 2021 and 31 March 2020 .

##### Interest rate risk

Interest rate risk is the risk that the fair value or future cash flows of a financial instrument will fluctuate because of changes in market interest rates. The Group's variable rate borrowing is subject to interest rate risk. Below is the details of exposure to variable rate instruments:

Particulars	As at		As at 31 March	
	30 June 2022	2022	2021	2020
<b>Fixed rate instruments</b>				
Financial liabilities	1,746.06	2,632.76	2,083.47	1,945.12
<b>Variable rate instruments</b>				
Financial liabilities	3,013.05	3,303.65	3,395.98	3,260.33

**Electronics Mart India Limited****Summary of the significant accounting policies and other explanatory information***(All amounts in ₹ in millions, unless otherwise stated)***29 Financial risk management objectives and policies (continued)****(a) Market risk (continued)****Interest rate risk (continued)**

The following table demonstrates the sensitivity to a reasonably possible change in interest rates on that portion of borrowings affected. With all other variables held constant, the group's profit before tax (PBT) is affected through the impact on floating rate borrowings, as follows:

Particulars*	For three months period ended		For the year ended 31 March	
	30 June 2022	2022	2021	2020
	Interest rates increase by 100bps - PBT decreases by	7.53	33.04	33.96
Interest rates decrease by 100bps - PBT increases by	(7.53)	(33.04)	(33.96)	(32.60)

\* Holding all other variables constant.

**(b) Credit risk**

Credit risk is the risk of loss that may arise on outstanding financial instruments when a counterparty defaults on its obligations. The Group's exposure to credit risk arises primarily from loans extended, security deposits, balances with bankers and trade and other receivables. The Group's objective is to seek continual revenue growth while minimising losses incurred due to increased credit risk exposure. The credit risk has always been managed by the group through credit approvals, establishing credit limits, and continuously monitoring the credit worthiness of the customers to whom the group grants credit terms in the normal course of business. Outstanding customer receivables are regularly monitored.

**Exposure to credit risk:**

At the end of the reporting period, the Group's maximum exposure to credit risk is represented by the carrying amount of each class of financial assets recognised in the statement of financial position. No other financial assets carry a significant exposure to credit risk.

**Credit risk concentration profile:**

At the end of the reporting period, there were no significant concentrations of credit risk. The maximum exposures to credit risk in relation to each class of recognised financial assets is represented by the carrying amount of each financial assets as indicated in the balance sheet.

**Financial assets that are neither past due nor impaired:**

None of the Group's cash and bank balances, loans, security deposits were past due or impaired as at respective year end. Trade and other receivables including loans that are neither past due nor impaired are from various individual customers and reputed financial institutions.

**Financial assets that are either past due or impaired:**

The Group doesn't have any significant trade receivables or other financial assets which are either past due or impaired. The Group's exposure to credit risk is influenced mainly by the individual characteristics of each customer. However, the management also evaluates the factors that may influence the credit risk of its customer base, including the default risk. The management has established a credit policy, procedures and controls relating to customer credit risk management under which each new customer is analysed individually for creditworthiness before the group's standard payment and delivery terms and conditions are offered. The Group's receivables turnover is quick and historically, there was no significant default on account of trade and other receivables. An impairment analysis is performed at each reporting date on an individual basis. In addition, a large number of minor receivables are grouped into homogenous groups and assessed for impairment collectively. The Group has used a practical expedient by computing the expected credit loss allowance for trade receivables based on a provision matrix. The provision matrix takes into account historical credit loss experience and is adjusted for forward looking information.

**Financial instruments and cash deposits**

Credit risk from balances with banks is managed by the Group's finance team in accordance with the group's policy. Investments of surplus funds are made only with approved and reputed banks and within credit limits assigned to each bank. The amounts invested and details of relevant banks are reviewed by the Group's Board of directors on annual basis.

*(This space has been intentionally left blank)*

## Electronics Mart India Limited

### Summary of the significant accounting policies and other explanatory information

(All amounts in ₹ in millions, unless otherwise stated)

#### 29 Financial risk management objectives and policies (continued)

##### (c) Liquidity risk

Liquidity risk is the risk that the Group will not be able to meet its financial obligations as they become due. The group manages its liquidity risk by ensuring, as far as possible, that it will always have sufficient liquidity to meet its liabilities when due, under both normal and stressed conditions, without incurring unacceptable losses or risk to the Group's reputation.

Management monitors rolling forecasts of the Group's liquidity position (comprising the undrawn borrowing facilities) and cash and cash equivalents on the basis of expected cash flows. This is generally carried out by the group in accordance with practice and limits set by the management.

The table below summarises the maturity profile of the group's financial liabilities based on contractual undiscounted payments:

	As at		As at 31 March	
	30 June 2022	2022	2021	2020
<b>Less than 1 year</b>				
- Borrowings	3,320.58	5,384.77	4,858.15	4,575.75
- Trade payables	245.31	248.06	75.86	66.62
- Lease liability	779.47	757.24	579.38	484.74
- Other financial liabilities	367.99	324.71	358.22	239.61
<b>1 to 2 years</b>				
- Borrowings	225.35	72.75	64.13	91.16
- Lease liability	775.29	760.54	587.20	485.92
<b>2 to 5 years</b>				
- Borrowings	711.41	250.82	234.38	238.35
- Lease liability	2,270.26	2,250.64	1,727.10	1,445.45
<b>More than 5 years</b>				
- Borrowings	501.77	228.07	322.79	300.19
- Lease liability	5,749.88	5,817.52	4,600.05	4,101.20

##### (d) Excessive risk concentration

Concentrations arise when a number of counterparties are engaged in similar business activities, or activities in the same geographical region, or have economic features that would cause their ability to meet contractual obligations to be similarly affected by changes in economic, political or other conditions. Concentrations indicate the relative sensitivity of the group's performance to developments affecting a particular industry.

In order to avoid excessive concentrations of risk, the Group's policies and procedures include specific guidelines to focus on the maintenance of a diversified portfolio. Identified concentrations of credit risks are controlled and managed accordingly.

#### 30 Capital management

Capital includes equity and all other reserves attributable to share holders. The primary objective of the capital management is to ensure that it maintains an efficient capital structure and healthy capital ratios in order to support its business and maximise share holders value. The group manages its capital structure and make adjustments to it, in light of changes in economic conditions or its business requirements.

The Group monitors capital using a gearing ratio, which is net debt divided by equity plus net debt.

The Group includes within net debt, interest bearing loans and borrowings, less cash and bank balances.

##### Net gearing ratio:

	As at		As at 31 March	
	30 June 2022	2022	2021	2020
Borrowings*	4,759.11	5,936.41	5,479.45	5,205.45
Less: Cash and bank balances excluding earmarked balances	293.73	420.38	423.66	931.98
<b>Net debt</b>	<b>4,465.38</b>	<b>5,516.03</b>	<b>5,055.79</b>	<b>4,273.47</b>
Equity	3,000.03	3,000.03	3,000.03	3,000.03
Other equity	3,379.70	2,965.08	1,919.15	1,330.73
<b>Total equity</b>	<b>6,379.73</b>	<b>5,965.11</b>	<b>4,919.18</b>	<b>4,330.76</b>
<b>Total net debt and equity</b>	<b>10,845.11</b>	<b>11,481.14</b>	<b>9,974.97</b>	<b>8,604.23</b>
<b>Gearing ratio</b>	<b>41.17%</b>	<b>48.04%</b>	<b>50.68%</b>	<b>49.67%</b>

\*Total borrowings include non-current borrowings and current borrowings.

## Electronics Mart India Limited

### Summary of the significant accounting policies and other explanatory information

(All amounts in ₹ in millions, unless otherwise stated)

#### 30 Capital management (continued)

In order to achieve this overall objective, the Group's capital management, amongst other things, aims to ensure that it meets financial covenants attached to the interest-bearing loans and borrowings that define capital structure requirements. Breaches in meeting the financial covenants would permit the bank to immediately call loans and borrowings. There have been no breaches in the financial covenants of any interest-bearing loans and borrowing during the respective period/year ended.

There have been no changes made in the objectives, policies or processes for managing capital during the respective period/year ended.

#### 31 Segment reporting

The Group is engaged in the business of electronics retail and wholesale trade through its retail stores and online platforms to customers. The Group does not distinguish revenues, costs and expenses between segments in its internal reporting, and reports costs and expenses by nature as a whole. The CODM reviews the results when making decisions about allocating resources and assessing performance of the Group as a whole and hence, the Group has only one reportable segment. The Group operates and manages its business as a single segment mainly by facilitating the sale of products through the stores and online platforms. As the Group's long-lived assets are all located in India and the Group's revenues are derived from India, no geographical information is presented.

##### *Information about geographical areas*

The Group has operations only in India, hence there are no separately reportable geographical segments for the Group as per the requirements of Ind AS 108 – "Operating Segments".

##### *Information about major customers*

There is no single customer or customer group who accounts for more than 10% of the total revenue from contracts with customers of the Group.

#### 32 Contingent liabilities

	As at		As at 31 March	
	30 June 2022	2022	2021	2020
Claims against the group not acknowledged as debts	13.24	12.34	7.95	8.26

**Note:** The Group has received an order from the National Anti-Profiteering Authority of the Central Goods and Services Tax Act, 2017 during the year ended 31 March 2021 demanding an amount of ₹3.43 alleging certain non-compliances with the anti-profiteering regulations of the Goods and Services Act, 2017. The management has filed necessary appeals in this regard with the appropriate appellate authorities which is pending for adjudication as at the date of the financial statements. However, on the basis of its internal assessment of the nature of the allegations, the facts of the case and an independent advise received in this regard, management is confident of resolving this matter in favour of the Group.

#### 33 Commitments

The Group has contractually committed (net of advances) ₹613.91 as at 30 June 2022; 31 March 2022: ₹1,281.95; 31 March 2021: ₹23.72; 31 March 2020: ₹30.00 for purchase of property, plant and equipment.

*(This space has been intentionally left blank)*

**Electronics Mart India Limited**
**Summary of the significant accounting policies and other explanatory information**
*(All amounts in ₹ in millions, unless otherwise stated)*
**34 Related party disclosures**
**(a) Names of related parties and nature of relationship**

Names of the related parties	Nature of relationship
Cloudnine Retail Private Limited	Subsidiary Company
EMIL CSR Foundation	
Pavan Kumar Bajaj	Key managerial personnel ('KMP')
Karan Bajaj	
Astha Bajaj	
Ramesh Madhupalli (Resigned w.e.f 24 July 2021)	
Premchand Devarakonda (Appointed w.e.f. 29 October 2019)	
Aravind Devarakonda (Appointed w.e.f. 8 February 2019 till 26 September 2019)	
Prem Bajaj	Relatives of KMP
Renu Bajaj	
Seema Narula	
Anil Rajendra Nath (Appointed w.e.f. 3 December 2018)	Independent Directors
Mirza Ghulam Muhammad Baig (Appointed w.e.f. 3 December 2018)	
Suman Kumar (Resigned w.e.f 06 May 2022)	
Jyotsna Angara (Joined w.e.f 14 May 2022)	

**(b) Transactions with related parties**

	For three months period ended	For the year ended 31 March		
	30 June 2022	2022	2021	2020
<b>Pavan Kumar Bajaj</b>				
Rent paid	3.61	12.70	12.54	12.54
Sale of products	-	-	-	0.12
<b>Karan Bajaj</b>				
Rent paid	0.29	1.01	0.99	0.99
Sale of products	-	-	-	1.94
Guarantee's received	-	-	-	55.66
Loans received	-	-	-	0.05
<b>Astha Bajaj</b>				
Sale of products	-	-	-	0.06
<b>Transaction with key management personnel</b>				
Managerial Remuneration*# (Short-term employee benefits)	20.04	96.82	85.83	114.55
<b>Renu Bajaj</b>				
Rent paid	0.25	0.89	0.88	0.88
<b>Seema Narula</b>				
Rent paid	0.57	1.52	-	-
<b>Prem Bajaj</b>				
Remuneration*	0.70	2.57	2.62	2.50
<b>Mirza Ghulam Muhammad Baig</b>				
Director's sitting fees	0.65	0.68	0.27	0.28
Sale of products	-	-	-	0.11
<b>Director's sitting fees</b>				
Anil Rajendra Nath	0.50	0.63	0.30	0.24
Jyotsna Angara	0.25	-	-	-
Suman Kumar	0.10	0.49	0.16	0.21

\*Excluding employer's contribution to defined contribution plans and provision made for defined benefit plans.

#Includes medical expense reimbursement amounting to ₹Nil for the period ended 30 June 2022 and for the year ended 31 March 2022: ₹12.36, 31 March 2021: ₹Nil; 31 March 2020: ₹17.53.

**Electronics Mart India Limited**
**Summary of the significant accounting policies and other explanatory information**
*(All amounts in ₹ in millions, unless otherwise stated)*
**34 Related party disclosures (continued)**
**(c) Balances receivable/(payable)**

	As at		As at 31 March	
	30 June 2022	2022	2021	2020
Karan Bajaj	(1.42)	(1.42)	(19.06)	(27.96)
Pavan Kumar Bajaj	7.32	7.32	(2.76)	(13.81)
Astha Bajaj	(1.25)	(1.25)	(14.30)	(8.91)
Prem Bajaj	(0.21)	(0.21)	(0.20)	(0.17)
Premchand Devarakonda	(0.81)	(0.67)	(0.44)	-
Seema Narula	(0.17)	(0.17)	-	-
Ramesh Madhupalli	NA	NA	(0.34)	(0.34)
Renu Bajaj	0.59	0.59	0.60	0.74

(d) (i) All the secured non-current borrowings amounting to ₹602.53 as at 30 June 2022; 31 March 2022: ₹618.82; 31 March 2021: ₹740.39; 31 March 2020: ₹724.55 and current borrowings from HDFC Bank Limited amounting to ₹1,355.66 as at 30 June 2022; 31 March 2022: ₹2,684.83; 31 March 2021: ₹2,655.59; 31 March 2020: ₹2,535.78, have been personally guaranteed by Pavan Kumar Bajaj, Karan Bajaj and Renu Bajaj.

(ii) The working capital facility from HDFC bank is also secured by way of pledge of certain personal properties of Pavan Kumar Bajaj, Karan Bajaj and Renu Bajaj.

(iii) All secured current borrowings from Bajaj Finance Limited amounting to ₹995.80 as at 30 June 2022 ; 31 March 2022: ₹995.80 ; 31 March 2021: ₹Nil; 31 March 2020: ₹Nil, have been personally guaranteed by Pavan Kumar Bajaj and Karan Bajaj.

(iv) All the secured non-current borrowings from ICICI bank, Axis bank and Bajaj Finance Limited amounting to ₹1,054.86 as at 30 June 2022, have been personally guaranteed by Pavan Kumar Bajaj and Karan Bajaj.

Additionally, capital advances outstanding as at 31 March 2020 to the tune of ₹55.66 were personally guaranteed by Karan Bajaj.

**35 Leases**
**Transition to Ind AS 116**

Effective 1 April 2019, the Group has adopted and applied Ind AS 116 'Leases' using "modified retrospective approach" to all lease contracts existing as on 1 April 2019. The Group has recognized lease liability measured at the present value of the remaining lease payments and right-of-use (ROU) asset at an amount equal to lease liability.

On transition, the adoption of the new standard resulted in recognition of Right-of-use assets and lease liabilities of ₹3,197.85 and ₹3,047.46 respectively. The effect of this adoption is significant on the profit before tax, profit for the year and earnings per equity share. Ind AS 116 has resulted in an increase in cash inflows from operating activities and an increase in cash outflows from financing activities on account of lease payments.

The following is the summary of practical expedients elected on initial application:

1. Applied a single discount rate to a portfolio of leases of similar assets in similar economic environment with a similar term.
2. Applied the exemption not to recognize ROU assets and liabilities for leases with less than 12 months of lease term on the date of initial application.
3. Excluded the initial direct costs from the measurement of the ROU assets at the date of initial application.
4. Applied the practical expedient to grandfather the assessment of which transactions are leases. Accordingly, Ind AS 116 is applied only to contracts that were previously identified as leases under Ind AS 17.

**(a) The movement in lease liabilities during the year ended is as follows:**

Particulars	As at		As at 31 March	
	30 June 2022	2022	2021	2020
Balance at the beginning of the period/year	5,497.47	4,199.29	3,511.02	3,047.46
Add: Additions during the period/year	159.92	1,487.85	863.07	577.74
Add: Impact of reassessment of lease liability for the period/year	-	25.50	-	-
Add: Interest accrued during the period/year	129.22	462.40	370.85	316.59
Less: Payment of lease liabilities	193.74	653.37	505.54	430.77
Less: Rent concessions during the period/year	-	3.67	16.38	-
Less: De-recognised during the period/year	48.97	20.53	23.74	-
<b>Balance at the end of the period/year</b>	<b>5,543.90</b>	<b>5,497.47</b>	<b>4,199.29</b>	<b>3,511.02</b>
<b>Bifurcation of lease liability as:</b>				
Current lease liabilities	276.97	258.92	182.46	145.51
Non-current lease liabilities	5,266.93	5,238.55	4,016.83	3,365.51
	<b>5,543.90</b>	<b>5,497.47</b>	<b>4,199.29</b>	<b>3,511.02</b>



**Electronics Mart India Limited**
**Summary of the significant accounting policies and other explanatory information**
*(All amounts in ₹ in millions, unless otherwise stated)*
**35 Leases** (continued)

**(b) The details of the contractual maturities of lease liabilities as at respective period/ year ended on an undiscounted basis are as follows:**

	As at		As at 31 March	
	30 June 2022	2022	2021	2020
Less than one year	779.47	757.24	579.38	484.74
One to five years	3,045.55	3,011.18	2,314.30	1,931.37
More than five years	5,749.88	5,817.52	4,600.05	4,101.20
<b>Total</b>	<b>9,574.90</b>	<b>9,585.94</b>	<b>7,493.73</b>	<b>6,517.31</b>

The Group does not face a significant liquidity risk with regard to its current lease liabilities as the current assets are sufficient to meet the current obligations related to lease liabilities.

Rental expense recorded for short-term leases was 30 June 2022: ₹2.55; 31 March 2022: ₹1.00; 31 March 2021: ₹3.79; 31 March 2020: ₹4.97.

The future cash outflows to which the lessee is potentially exposed that are not reflected in the measurement of lease liabilities are -

1) Leases not yet commenced to which the Company is committed amounts to:- 30 June 2022: ₹1.80; 31 March 2022: ₹139.59; 31 March 2021: ₹Nil; 31 March 2020: ₹476.98.

2) Variable lease payments based on sales amounts to:-30 June 2022: ₹0.92; 31 March 2022: ₹3.61; 31 March 2021: ₹7.00; 31 March 2020: ₹4.82.

**(c) The movement in right-of-use asset during the period/ year ended is as follows:**

Particulars	For three months period ended		As at 31 March	
	30 June 2022	2022	2021	2020
Balance at the beginning of the period/year	5,049.14	3,975.47	3,482.39	3,197.85
Add: Additions during the period/ year	172.24	1,557.56	911.24	626.31
Add: Impact of reassessment of lease liability for the period/ year	-	25.50	-	-
Less: Depreciation expense accrued during the period/ year	141.43	491.24	395.40	341.77
Less: De-recognised during the period/ year	39.03	18.15	22.76	-
<b>Balance at the end of the period/ year</b>	<b>5,040.92</b>	<b>5,049.14</b>	<b>3,975.47</b>	<b>3,482.39</b>

**(d) Amounts recognised in restated consolidated statement of profit and loss**

Particulars	For three months period ended		For the year ended 31 March	
	30 June 2022	2022	2021	2020
Interest on lease liabilities	129.22	462.40	370.85	316.59
Depreciation on right-of-use assets	141.43	491.24	395.40	341.77
Rent expenses adjusted with lease liability	(193.74)	(653.37)	(505.54)	(430.77)
Rent concessions/waivers	-	(3.67)	(16.38)	-
Gain on de-recognition of leases	(9.94)	(2.38)	(1.88)	-
<b>Net impact on restated consolidated profit and loss</b>	<b>66.97</b>	<b>294.22</b>	<b>242.45</b>	<b>227.59</b>

*(This space has been intentionally left blank)*

Summary of the significant accounting policies and other explanatory information

(All amounts in ₹ in millions, unless otherwise stated)

36 Statement of restatement adjustments to consolidated audited financial statements of the Group

1. Adjustments to audit qualification: None
2. Material restatement adjustments: None
3. Non-adjusting items:

**Audit Qualifications in Annexure to Auditors' Report, which do not require any corrective adjustments in the Restated Consolidated Financial Information**

Other audit qualifications included in the Annexure to the auditors' reports issued under Companies (Auditor's Report) Order, 2020 (CARO 2020 Order), on the financial statements of the Company and its subsidiaries for the year ended 31 March 2022 and in Annexure to the auditors' reports issued under Companies (Auditor's Report) Order, 2016 (CARO 2016 Order), on the financial statements of the Company and its subsidiaries for the years ended 31 March 2021 and 31 March 2020 which do not require any corrective adjustment in the Restated Consolidated Financial Information are as follows:

**For the year ended 31 March 2022**

**Clause (i) (c) of CARO 2020 Order**

The title deeds of all the immovable properties held by the Company (other than properties where the Company is the lessee and the lease agreements are duly executed in favour of the lessee) disclosed in the financial statements are held in the name of the Company, except for the immovable properties referred below which were acquired by the Company pursuant to the conversion of partnership firm viz Bajaj Electronics, with effect from 10 September 2018. Management has taken necessary steps and presently in the process of incorporating the Company's name in the title deeds of these immovable properties.

Description of property	Gross carrying value	Held in name of	Whether promoter, director or their relative or employee	Period held	Reason for not being held in name of company
Land	16.80	Pavan Kumar Bajaj	Promoter	10 September 2018	Refer note 4 of these restated consolidated financial information.
Buildings	61.63				
Land	50.54	M/s Bajaj Electronics	Erstwhile Partnership Firm		
Buildings	114.97				
Land	127.20	M/s Bajaj Electronics, Pavan Kumar Bajaj & Karan Bajaj	Erstwhile Partnership Firm & Promoters		
Buildings	88.23				

Note: Immovable properties referred above were acquired by the Company pursuant to the conversion of partnership firm viz Bajaj Electronics, with effect from 10 September 2018. Management has taken necessary steps and presently in the process of incorporating the Company's name in the title deeds of these immovable properties. During the year ended 31 March 2022, management has completed the name change in respect of title deeds amounting to ₹147.50 million.

(This space has been intentionally left blank)

**Electronics Mart India Limited**

**Summary of the significant accounting policies and other explanatory information**

(All amounts in ₹ in millions, unless otherwise stated)

**36 Statement of restatement adjustments to consolidated audited financial statements of the Group (continued):**

**3. Non-adjusting items (continued):**

**Audit Qualifications in Annexure to Auditors' Report, which do not require any corrective adjustments in the Restated Consolidated Summary Statement (continued)**

**Clause (ii) (b) of CARO 2020 Order**

The Company has a working capital limit in excess of ₹50 sanctioned by banks and financial institutions based on the security of current assets. The quarterly statements, in respect of the working capital limits have been filed by the Company with such banks and financial institutions and such statements are in agreement with the books of account of the Company for the respective periods, except for the following:

Name of the Bank / financial institution	Quarter ended	Working capital limit sanctioned	Nature of current assets reported to Bank	Amount as per books of account	Amount disclosed as per statements	Difference	Remarks/ reason, if any
HDFC Bank Limited	30 June 2021	4,250.00	Inventories	4,559.19	4,554.34	4.85	Refer note below and note 40 of these restated consolidated financial information.
			Trade Receivables	814.38	184.17	630.21	
			Net Advances	254.59	3,239.56	(2,984.97)	
HDFC Bank Limited	30 September 2021	4,250.00	Inventories	5,974.52	6,792.69	(818.17)	
			Trade Receivables	785.44	424.21	361.23	
			Net Advances	498.31	288.25	210.06	
Bajaj Finance Limited	30 September 2021	1,745.80	Inventories	5,974.52	6,792.69	(818.17)	
			Trade Receivables	785.44	424.21	361.23	
			Net Advances	498.31	288.25	210.06	

Note: Working capital facility availed from HDFC Bank has been secured against all the current assets of the Company, though management is required to furnish information only of trade receivables, inventories and net advances [advances to vendors less trade payable] to the Bank as per the specific requirement as mentioned in the sanction letter.

Working capitals facility availed from Bajaj Finance Limited is secured against book debts and stocks only (out of total current assets).

**Clause (vii) (b) of CARO 2020 Order**

The dues outstanding in respect of income-tax, duty of customs and goods and service tax on account of any dispute, are as follows:

Name of the statute	Nature of dues	Amount	Amount paid under Protest	Period to which the amount relates	Forum where dispute is pending
Goods and Service Tax	Goods and Service Tax	3.43	1.46	1 January 2019 to 30 June 2019	High Court, New Delhi

**For the year ended 31 March 2021**

**Clause (i) (c) of CARO 2016 Order**

The title deeds of all the immovable properties (which are included under the head 'Property, plant and equipment') are held in the name of Electronics Mart India Limited (the 'Company') except for the following properties which were transferred as a result of conversion of partnership firm into the Company as stated in note 4 to the restated consolidated financial information wherein the title deeds are in the name of the erstwhile firm/partners:

Nature of property	Total number of cases	Whether leasehold /freehold	As at 31 March 2021		Remarks
			Gross carrying amount	Net carrying amount	
Land	Multiple	Freehold	233.18	233.18	None
Building	Multiple	Freehold	373.69	353.33	None

**Clause (vii) (a) of CARO 2016 Order**

Undisputed statutory dues including provident fund, employees' state insurance, income-tax, goods and service tax, duty of customs, cess and other material statutory dues, as applicable, have not been regularly deposited to the appropriate authorities and there have been significant delays in a large number of cases. Further, no undisputed amounts payable in respect thereof were outstanding at the year-end for a period of more than six months from the date they become payable.

**Electronics Mart India Limited**

**Summary of the significant accounting policies and other explanatory information**

(All amounts in ₹ in millions, unless otherwise stated)

**36 Statement of restatement adjustments to consolidated audited financial statements of the Group (continued):**

**3. Non-adjusting items (continued):**

**Audit Qualifications in Annexure to Auditors' Report, which do not require any corrective adjustments in the Restated Consolidated Summary Statement (continued)**

**Clause (vii) (b) of CARO 2016 Order**

The dues outstanding in respect of income-tax, duty of customs and goods and service tax on account of any dispute, are as follows:

Name of the statute	Nature of dues	Amount	Amount paid under Protest*	Period to which the amount relates	Forum where dispute is pending
Goods and Service Tax	Goods and Service Tax	3.43	1.46	1 January 2019 to 30 June 2019	High Court, New Delhi

\* Paid subsequent to 31 March 2021.

**For the year ended 31 March 2020**

**Clause (i) (c) of CARO 2016 Order**

The title deeds of all the immovable properties (which are included under the head 'Property, plant and equipment') are held in the name of Electronics Mart India Limited (the 'Company') except for the following properties which were transferred as a result of conversion of partnership firm into the Company as stated in note 4 to the restated consolidated financial information wherein the title deeds are in the name of the erstwhile firm/partners:

Nature of property	Total number of cases	Whether leasehold /freehold	As at 31 March 2020		Remarks, if any
			Gross carrying amount	Net carrying amount	
Land	Multiple	Freehold	320.86	320.86	None
Building	Multiple	Freehold	683.39	634.17	None

**Clause (vii) (a) of CARO 2016 Order**

Undisputed statutory dues including provident fund, employees' state insurance, income-tax, goods and service tax, duty of customs, cess and other material statutory dues, as applicable, have not been regularly deposited to the appropriate authorities and there have been significant delays in a large number of cases. Further, no undisputed amounts payable in respect thereof were outstanding at the year-end for a period of more than six months from the date they become payable.

**Clause (viii) of CARO 2016 Order**

There are no loans or borrowings payable to government and no dues payable to debenture-holders. The Company has not defaulted in repayment of loans/borrowings to financial institutions during the year. The Company has defaulted in repayment of loans/borrowings to the following banks:

Particulars	Amount of default	Period of default (in days)	Remarks, if any
<b>In case of Banks:</b>			
- HDFC Bank Limited	1.19	2	None
	1.71	8	None
- Kotak Mahindra Bank Limited	0.92	33	None
	2.55	3	None

## Electronics Mart India Limited

### Summary of the significant accounting policies and other explanatory information

*(All amounts in ₹ in millions, unless otherwise stated)*

#### **36 Statement of restatement adjustments to consolidated audited financial statements of the Group** (continued):

##### **4. Material regroupings**

Appropriate regroupings have been made in the restated consolidated financial information of assets and liabilities, statement of profit and loss and cash flow statements, wherever required, by reclassification of the corresponding items of income, expenses, assets, liabilities and cash flows, in order to align them with the accounting policies and classification as per the financial information of the Group for the period ended 30 June 2022 prepared in accordance with revised Schedule III to the Act, requirements of Ind AS 1 and other applicable Ind AS principles and the requirements of the ICDR Regulations.

#### **37 Additional disclosure as required under paragraph 2 of 'General Instructions for the preparation of Consolidated Financial Statements' of the Schedule III to the Act:**

The consolidated subsidiaries have not commenced activities, hence their share in the consolidated net assets, consolidated profit and share in consolidated other comprehensive income as at and for three months period ended 30 June 2022 and financial years ended 31 March 2022, 31 March 2021 and 31 March 2020 is negligible. Therefore, disclosures as required under paragraph 2 of the “General Instructions for Preparation of Consolidated Financial Statements” of the Schedule III to the Act, is not included in these restated consolidated financial information.

#### **38 Initial Public Offering (IPO)**

The Board of Directors (Board) of the Group in their board meeting dated 14 April 2021 has approved raising of capital for the Group through an Initial Public Offering (IPO). As part of its proposed IPO, the Company has already filed the Draft Red Herring Prospectus (DRHP) with the Securities and Exchange Board of India (SEBI) during September 2021 and is in the process of filing Red Herring Prospectus (RHP).

#### **39 Exceptional item**

A loss on account of sale of one of the buildings have been classified and presented as an exceptional item.

*(This space has been intentionally left blank)*

**Electronics Mart India Limited**
**Summary of the significant accounting policies and other explanatory information**
*(All amounts in ₹ in millions, unless otherwise stated)*
**40 Disclosures pursuant to the requirement as specified under Paragraph 6(L)(ix)(a) and (b) of the General Instruction for preparation as per Balance Sheet of Schedule III to the Act:**

For the purpose of reporting under this clause, management has provided disclosures only with respect to information on trade receivables, inventories and net advances [advances to vendors less trade payable] furnished to the lenders. The details of disagreement between current assets as furnished to the lenders and as per books as disclosed below, mainly attributed to the use of estimated information prior to completion of all the book closure activities such as accrual of incentives, valuation of inventories, recording cut-off related adjustments etc. In order to avoid such differences, management has sought and obtained extension of due date by 7 days to provide relevant and accurate current assets details to the bankers with effect from the quarter ended 31 December 2021. Further, the audited information of current assets matching with the books of account as at 31 March 2021 and 2020 were also furnished to the lenders subsequent to quarterly submissions.

Quarter ended	Inventories			Trade Receivables			Net advances		
	Amount as per Books	Amount as reported to the lenders	Short/ (Excess)	Amount as per Books	Amount as reported to the lenders	Short/ (Excess)	Amount as per Books	Amount as reported to the lenders	Short/ (Excess)
30 September 2021	5,974.52	6,792.69	(818.17)	785.44	424.21	361.23	498.31	288.25	210.06
30 June 2021	4,559.19	4,554.34	4.85	814.38	184.17	630.21	254.59	3,239.56	(2,984.97)
31 March 2021	5,793.34	5,858.10	(64.76)	953.92	625.16	328.76	834.20	2,505.95	(1,671.75)
31 December 2020	3,514.79	3,517.23	(2.44)	935.88	893.69	42.19	1,344.38	1,552.70	(208.32)
30 September 2020	4,492.57	4,563.18	(70.61)	462.73	235.89	226.84	126.30	(52.56)	178.86
30 June 2020	3,675.17	3,164.56	510.61	471.64	540.96	(69.32)	230.94	1,262.84	(1,031.90)
31 March 2020	5,518.13	4,599.87	918.26	845.98	701.92	144.06	434.50	(143.57)	578.07
31 December 2019	3,434.43	3,433.95	0.48	397.95	583.63	(185.68)	531.93	608.56	(76.63)
30 September 2019	4,375.48	4,051.46	324.02	245.41	1,276.51	(1,031.10)	(285.58)	(105.80)	(179.78)
30 June 2019	3,260.35	3,530.46	(270.11)	375.49	907.96	(532.47)	(246.22)	(76.63)	(169.59)

Note: HDFC Bank Limited and Bajaj Finance Limited (from the quarter ended 30 September 2021) have been considered as lenders for the purpose of this disclosure.

*(This space has been intentionally left blank)*

**Electronics Mart India Limited****Summary of the significant accounting policies and other explanatory information***(All amounts in ₹ in millions, unless otherwise stated)***41 Disclosure of relationship with Struck Off Companies**

Details of transactions entered into by the Group with companies struck off under section 248 of the Companies Act, 2013 or section 560 of Companies Act, 1956 are as follows:

Name of struck off Company	Nature of transactions	Balance outstanding			
		As at		As at 31 March	
		30 June 2022	2022	2021	2020
VLN Sun Broad Band (India) Private Limited	Payables	(0.02)	(0.02)	(0.02)	(0.02)
Pride Marketing Private Limited	Receivables	-	-	-	1.05
R K Ceramics Private Limited	Receivables	-	-	-	0.30
Sun Enterprises Private Limited	Payables	-	-	(0.02)	(0.11)
Vardhaman Enterprises Limited	Payables	(1.04)	(1.07)	-	(0.12)

42 (i) No funds have been advanced or loaned or invested (either from borrowed funds or share premium or any other sources or kind of funds) by the Group to or in any other persons or entities, including foreign entities ("Intermediaries") with the understanding, whether recorded in writing or otherwise, that the Intermediary shall lend or invest in party identified by or on behalf of the Company (Ultimate Beneficiaries).

(ii) The Group has not received any fund from any party (Funding Party) with the understanding that the Group shall whether, directly or indirectly lend or invest in other persons or entities identified by or on behalf of the Company ("Ultimate Beneficiaries") or provide any guarantee, security or the like on behalf of the Ultimate Beneficiaries.

This is the summary of significant accounting policies and other explanatory information referred to in our report of even date.

For **Walker Chandio & Co LLP**  
Chartered Accountants  
Firm's Registration No.: 001076N/N500013

For and on behalf of the Board of Directors of  
**Electronics Mart India Limited**

**Sanjay Kumar Jain**  
Partner  
Membership No.: 207660

**Pavan Kumar Bajaj**  
Managing Director  
DIN: 07899635

**Karan Bajaj**  
Wholtime Director & CEO  
DIN: 07899639

**Premchand Devarakonda**  
Chief Financial Officer

**Rajiv Kumar**  
Company Secretary

Place: Hyderabad  
Date: 15 September 2022

Place: Hyderabad  
Date: 15 September 2022

## OTHER FINANCIAL INFORMATION

The audited standalone financial statements of our Company for the three-month period ended June 30, 2022 and the financial years ended March 31, 2022, March 31, 2021, and March 31, 2020, together with all annexures, schedules and notes thereto (“**Audited Financial Statements**”) are available at <https://www.electronicmartindia.com/investors>. Our Company is providing a link to this website solely to comply with the requirements specified in the SEBI ICDR Regulations. The Audited Financial Statements do not constitute, (i) a part of this Red Herring Prospectus; or (ii) a prospectus, a statement in lieu of a prospectus, an offering circular, an offering memorandum, an advertisement, an offer or a solicitation of any offer or an offer document to purchase or sell any securities under the Companies Act, the SEBI ICDR Regulations, or any other applicable law in India or elsewhere in the world. The Audited Financial Statements should not be considered as part of information that any investor should consider to subscribe for or purchase any securities of our Company, or any entity in which it or its shareholders have significant influence (collectively, the “**Group**”) and should not be relied upon or used as a basis for any investment decision. None of the Group or any of its advisors, nor any BRLMs, nor any of their respective employees, directors, shareholders, affiliates, agents, advisors or representatives accept any liability whatsoever for any loss, direct or indirect, arising from any information presented or contained in the Audited Financial Statements, or the opinions expressed therein. The accounting ratios derived from Restated Consolidated Financial Information required to be disclosed under the SEBI ICDR Regulations are set forth below:

Particulars	For the three month period ended June 30, 2022	As at and for the year ended March 31, 2022	As at and for the year ended March 31, 2021	As at and for the year ended March 31, 2020
Basic earnings per share (in ₹)	1.36*	3.46	1.95	2.72
Diluted earnings per share (in ₹)	1.36*	3.46	1.95	2.72
Return on net worth (%)	6.37	17.42	11.92	18.84
Net asset value per share (in ₹)	21.27	19.88	16.40	14.44
EBITDA (in ₹ million)	970.42	2,919.38	2,038.81	2,276.41
EBITDA Margin (%)	6.89	6.71	6.37	7.18

\* Not annualised.



## CAPITALISATION STATEMENT

The following table sets forth our capitalisation as at June 30, 2022, derived from our Restated Consolidated Financial Information, and as adjusted for the Issue. This table should be read in conjunction with “*Management’s Discussion and Analysis of Financial Condition and Results of Operations*”, “*Financial Statements*” and “*Risk Factors*” on pages 274, 217 and 27, respectively.

(₹ in million)

Particulars	Pre-Issue (as at June 30, 2022)	Post Issue*
<b>Debt</b>		
Current borrowings <sup>#</sup> (A)	3,101.72	-
Non-current borrowings (including current maturities of long term borrowings) <sup>#</sup> (B)	1,657.39	-
<b>Total borrowings (C=A+B)</b>	4,759.11	-
<b>Equity</b>		
Equity share capital <sup>#</sup> (D)	3,000.03	-
Other equity <sup>#</sup> (E)	3,379.70	-
<b>Total Equity (F= D+E)</b>	<b>6,379.73</b>	-
<b>Total non-current borrowings (including current maturities of long-term borrowings) /Total equity (B/F)</b>	0.26	-
<b>Total borrowings/ Total equity (C/F)</b>	0.75	-

\* The corresponding post Offer capitalisation data for each of the amounts given in the above table is not determinable at this stage pending completion of the Book Building Process and hence the same have not been provided in the above statement.

# These terms carry the same meaning as per Schedule III to the Companies Act, 2013 (as amended).

### Notes:

1. Other Equity represents “reserves created out of the profits and securities premium account and debit or credit balance of profit and loss account, after deducting the aggregate value of the accumulated losses, deferred expenditure and miscellaneous expenditure not written off, as per the audited balance sheet, but does not include reserves created out of revaluation of assets, write-back of depreciation and amalgamation”.
2. The amounts disclosed above are based on the Restated Consolidated Financial Information as at and for the three month period ended June 30, 2022.

## MANAGEMENT'S DISCUSSION AND ANALYSIS OF FINANCIAL CONDITION AND RESULTS OF OPERATIONS

*The following discussion should be read together with the information in the section titled "Summary of Financial Information", and our Restated Consolidated Financial Information included in the section titled "Financial Statements" on pages 65 and 217, respectively. Unless the context requires otherwise, the following discussion and analysis of our financial condition and results of operations as of and for the three month period ended June 30, 2022 and for the Financial Years 2022, 2021 and 2020, is derived from our Restated Consolidated Financial Information, including the notes, annexures and schedules thereto, which have been derived from our audited financial statements as of and for the three month period ended June 30, 2022 and for the Financial Years 2022, 2021 and 2020, which are prepared and presented in accordance with Ind AS, in each case restated in accordance with the requirements of the Companies Act, 2013, the SEBI ICDR Regulations and the Guidance Note on "Reports in Company Prospectus (Revised 2019)" issued by the ICAI (the "Guidance Note"). The Ind AS differs in certain material respects from IFRS, U.S. GAAP and GAAP in other countries and other accounting principles with which prospective investors may be familiar. Our Company does not provide reconciliation of its financial information to IFRS, U.S. GAAP or GAAP in other countries. Our Company has not attempted to explain those differences or quantify their impact on the financial data included in this Red Herring Prospectus and it is urged that you consult your own advisors regarding such differences and their impact on our Company's financial information. For further details and risks, see "Risk Factors - Significant differences exist between Ind AS used to prepare our financial information and other accounting principles, such as U.S. GAAP and IFRS, which may affect investors' assessments of our Company's financial condition" on page 53. Accordingly, the degree to which the financial information included in this Red Herring Prospectus will provide meaningful information is entirely dependent on the reader's level of familiarity with Indian accounting principles, policies and practices, the Companies Act and the SEBI ICDR Regulations. Any reliance by persons not familiar with Indian accounting principles, policies and practices on the financial disclosures presented in this section should accordingly be limited.*

*Our financial year ends on March 31 of each year. Accordingly, references to "Financial Year 2022", "Financial Year 2021" and "Financial Year 2020", are to the 12-month period ended March 31 of the relevant year.*

*Statements contained in this discussion that are not historical facts may be forward-looking statements. Such statements are subject to certain risks, uncertainties and assumptions that could cause actual results to differ materially from those forward-looking statements. Under no circumstances should the inclusion of such information herein be regarded as a representation, warranty or prediction with respect to the accuracy of the underlying assumptions by us or any other person, or that these results will be achieved or are likely to be achieved. Our actual results could differ materially from those anticipated in these forward-looking statements as a result of certain factors and contingencies that could affect our financial condition, results of operations and cash flows. Prospective investors in the Equity Shares are cautioned not to place undue reliance on these forward-looking statements.*

*Unless otherwise indicated, the industry-related information contained in this section is derived from the Company Commissioned CRISIL Report. We engaged CRISIL Research, a division of CRISIL, in connection with the preparation of the Company Commissioned CRISIL Report on February 16, 2021, as amended by a letter dated August 30, 2022. Further, we commissioned and paid for such report for the purposes of confirming our understanding of the industry in connection with the Issue. For further details and risks in relation to commissioned reports, see "Risk Factors – Internal Risk Factors – This Red Herring Prospectus contains information from an industry report prepared by CRISIL, commissioned by us for the purpose of the Issue for an agreed fee." on page 48.*

*You are also advised to read the sections titled "Forward-looking Statements" and "Risk Factors" on pages 19 and 27, respectively, which discuss a number of factors or contingencies that could affect our business, financial condition and results of operations.*

### Overview

We are the 4<sup>th</sup> largest and one of the fastest growing consumer durables and electronics retailers in India and as of Financial Year 2021, we are the largest regional organised player in the southern region in revenue terms with dominance in the states of Telangana and Andhra Pradesh (*Source: Company Commissioned CRISIL Report*). We commenced our business operations in 1980 and since then there has been a steady rise in our revenue from operations. We have been one of the fastest growing consumer durable & electronics retailers in India with a

revenue CAGR of 17.90% from Financial Year 2016 to Financial Year 2021 (*Source: Company Commissioned CRISIL Report*). We have consistently demonstrated profitability with a robust operating performance. EMIL had the second highest operating margin amongst our peers in Fiscal Year 2021. (*Source: Company Commissioned CRISIL Report*). Our Company has achieved revenue from operations of ₹ 14,084.45 million for the three month period ended June 30, 2022. Our Company had achieved revenue from operations of ₹ 43,493.16 million for Financial Year 2022, ₹ 32,018.76 million in Financial Year 2021 ₹ 31,724.77 million in Financial Year 2020, representing 35.84 %, year-on-year growth and 0.93% year-on-year growth Financial Year 2022 and Financial Year 2021, respectively. As on August 31, 2022, our Company had 112 stores across 36 cities / urban agglomerates with a retail business area of 1.12 million sq. ft.

We have built a longstanding market presence with more than three decades of experience having commenced our business operations as a proprietary concern by setting up our first consumer durable and electronic retail store at Hyderabad. We converted the erstwhile sole proprietorship into a partnership firm under the name of 'M/s Bajaj Electronics' pursuant to a partnership deed dated March 25, 2011 and subsequently converted the partnership firm into a public limited company under the Companies Act, 2013 with the name 'Electronics Mart India Limited'.

We offer a diversified range of products with focus on large appliances (air conditioners, televisions, washing machines and refrigerators), mobiles and small appliances, IT and others. Our offering includes more than 6,000 SKUs across product categories from more than 70 consumer durable and electronic brands.

Our business model is a mix of ownership and lease rental model, as we focus to secure retail spaces which ensures high visibility and easy accessibility to customers. Under the ownership model, we own the underlying property including the land and building and in lease rental model, we enter into a long-term lease arrangement with the property owner(s). As of August 31, 2022, out of the total 112 stores we operate, 11 stores are owned, 93 stores are under long-term lease rental model and eight stores are partly owned and partly leased.

Despite the ongoing COVID-19 pandemic, we have continued to expand our store network. Since April 1, 2022, we opened nine stores in our clusters of operations. We have been steadily increasing our market reach to cover 14 cities in Andhra Pradesh, 20 cities in Telangana and two cities in the NCR region, as on August 31, 2022, by setting up new consumer durable and electronic retail stores and venturing into diverse and specialized product categories. We have expanded our business operations based on high potential locations and created a market presence in the tier-I and tier-II cities in Andhra Pradesh, Telangana and NCR. Between April 1, 2021 and August 31, 2022, we have set up four stores in Andhra Pradesh, eight stores in Telangana and eight stores in NCR. We have consistently increased our retail business area over the last three Financial Years from 0.76 million sq. ft in Financial Year 2020, to 0.94 million sq. ft. in Financial Year 2021, to 1.04 million sq. ft. in Financial Year 2022 and to 1.12 million sq. ft. as on August 31, 2022

We focus on deepening our presence in the regions we operate in before venturing into new markets which has led us to establish brand presence in Telangana and Andhra Pradesh markets. This enables the target customers to identify with our brand as well as with our product portfolio and aids our understanding of the market segment and the customer demand preference. We believe that this approach also enables us to achieve significant market share and dominance in the markets we operate. We plan to continue to deepen our store network in Andhra Pradesh & Telangana; and also, gradually plan to expand our network in the NCR region in pursuing our defined cluster-focused expansion strategy.

We operate our business activities across three channels of retail, wholesale and e-commerce.

**Retail:** With the object of providing comprehensive electronic solutions, our Company has set up diverse consumer durable and electronic retail stores arraying multifarious as well as specialized electronic products. As of August 31, 2022, out of 112 stores, 100 stores are Multi Brand Outlets ("MBOs") and 12 stores are Exclusive Brand Outlets ("EBOs"). We operate 89 MBOs under the name "Bajaj Electronics" in Andhra and Telangana, eight MBO under the name of "Electronics Mart" in the NCR region, two specialized stores under the name "Kitchen Stories" which caters to the kitchen specific demands of our customers and one specialised store format under the name "Audio&Beyond" focusing on high end home audio and home automation solutions. The revenue from our retail channel was ₹ 12,766.97 million, ₹ 39,581.07 million, ₹ 29,312.84 million and ₹ 28,991.35 million which represented 90.65%, 91.01%, 91.55% and 91.38%, of the revenue from operations, respectively, for the three month period ended June 30, 2022, Financial Year 2022, Financial Year 2021 and Financial Year 2020, respectively.

Our MBOs endeavor to offer our customers with a comprehensive, distinctive and convenient shopping experience similar to a retail mall, by arraying a wide range of electronic products under one roof and providing one-stop-shop solutions for all their electronic needs. Our local market knowledge, careful product assortment, supply chain efficiencies coupled with efficient customer services has enabled us in providing our customers with electronic products at competitive prices and a wide range of products to shop from and hand-pick the product best suited to their needs. As on August 31, 2022, 100 MBOs were operative, having an average store area of 10,876 sq feet per store.

Owing to our longstanding market presence, we have been able to enter into arrangements with our reputed electronic brand partners to operate and manage EBOs showcasing products manufactured by our brand partners, thereby providing one-stop solution for all specialised and specific brand related needs of our customers. As on August 31 2022, we operate and manage 12 EBOs for our brand partners, which are located in Telangana and Andhra Pradesh including two for LG Electronics, having an average store area of 3,061 sq feet per store.

**Wholesale:** We are also engaged in the wholesale business of consumer durables, where we supply products to single shop retailers in Andhra Pradesh and Telangana regions. The revenue from our wholesale channel was ₹ 202.21 million, ₹ 642.35 million, ₹ 530.53 million and ₹ 505.22 million which represented 1.44%, 1.48%, 1.66% and 1.59% of the revenue from operations, respectively for the three month period ended June 30, 2022, Financial Year 2022, Financial Year 2021 and Financial Year 2020, respectively.

**E-Commerce:** In 2017, we diversified our operations by venturing into the e-commerce space through our website. Our e-commerce website currently functions as a catalogue for the products we retail at our stores. We further expanded our e-commerce operations in 2019 by associating with the largest domestic and international players of the e-commerce market thereby expanding our business reach from brick-and-mortar retail stores to e-commerce platforms. The revenue from our e-commerce channel was ₹ 154.56 million, ₹ 399.59 million, ₹ 444.57 million and ₹ 280.11 million which represented 1.10%, 0.92%, 1.39% and 0.88%, of the revenue from operations, respectively for the three month period ended June 30, 2022, Financial Year 2022, Financial Year 2021 and Financial Year 2020, respectively.

We believe that our quality of service and efficiency in managing and operating our electronic retail business have enabled us to maintain business relationships with our brand partners, and resultantly, we have been bestowed with certain awards and titles by our brand partners such as, “*Loans Champion*” by Redington and Ingram Micro, “*AirPods Champion*” by Redington and Ingram Micro “*Mac Champion*” by Redington and Ingram Micro, “*Certificate of Appreciation*” for exemplary sales contribution by Samsung, “*Best Electronics Retail Chain*” by Radio City, “*Best Business Performance Q1-2022*” by Samsung, “*Pride of Telangana- Achiever*” in the Retail Category 2021 by Round Table India and “*Diamond- 2021*” by Oppo Premier Club, “*President’s Club- 2021*” by Samsung and “*Certificate of Recognition*” towards Samsung mobile business by Samsung in 2021, “*Most promising channel partner – Dispensers*” in 2020, “*Best Business Partner Excellence Award*” and “*Best Business Partner Excellence Award-2019*” and “*Best Contribution-2019*” by VIVO in 2019, “*Highest Sales - Retail Chain*” to our Hyderabad Branch in 2019, “*Remarkable Contribution Award*” in 2019, “*Highest RA Sales (Regional Retail) Award*” to our Hyderabad branch in 2018, “*Outstanding Performer (Air Coolers)*” in 2017 and “*Best Air Conditioner Partner*” in 2012. For further details, please refer to the chapter titled “*History and Certain Corporate Matters*” on page 185 of this Red Herring Prospectus.

Our Company is currently associated with more than 70 electronic brands and has a long-standing relationship of more than 15 years with a certain number of brands which operate in product categories such as large appliances, mobiles, small appliances, IT and others.

We classify the products offered by our consumer durable and electronic retail stores under the following categories:

- **Large appliances:** This category includes refrigerators, televisions, air conditioners and washing machines. In Financial Years 2020, 2021, 2022 and the three month period ended June 30, 2022, this category constituted 55.91%, 54.50%, 50.42% and 53.81%, respectively, of our sale of products – consumer electronics and durables. We retail large appliance products from leading brands including LG, Panasonic, Philips, Sony, Godrej, IFB, Daikin, Symphony and Voltas among others.
- **Mobiles:** This category includes mobile phones, tablets, smart watches and fitness trackers. We started this category in 2011, and it is the fastest growing product category of our Company in the last three Financial Years. In Financial Years 2020, 2021, 2022 and the three month period ended June 30, 2022, this category

constituted 34.18%, 34.04%, 34.35% and 30.76%, respectively, of our sale of products – consumer electronics and durables. We retail mobiles from leading brands including Oppo, One Plus and Vivo among others.

- *Small appliances, IT and others:* This category includes items that typically compliment the above-mentioned products, laptops, personal computers, printers, cables, screen guards, headphones, bluetooth speakers, coolers, geysers, ceiling fans, personal care devices and kitchen appliances such as kitchen hobs, chimneys, water purifiers and other allied appliances. In Financial Years 2020, 2021, 2022 and the three month period ended June 30, 2022, this category constituted 9.91%, 11.46%, 15.23% and 15.43% respectively, of our sale of products – consumer electronics and durables. We retail small appliances, IT and other products from leading brands including Dell, Sony, AO Smith, Ariston Thermo, Butterfly, Miele, Preethi, Havells, Kaff, Orient, Liebherr and Franke Faber among others.

In order to make our products affordable and to expand our market reach, we offer a number of financing solutions to our customers. We have entered into arrangements with our financing partners which allows us offer financing solutions in the form of low cost or zero cost EMIs to our customers.

In order to create our brand presence and to create awareness of our product portfolio and stores, we engage in various marketing and promotional campaigns. Our key marketing initiatives are summarised below:

- a) The business of our Company is seasonal in nature and experiences two major seasons, the Indian festival season and the summer season. It is crucial for our business operations that we capitalise the market opportunities offered in these seasons and therefore, we market and advertise mostly in prominent media about our products and the prevailing offers on them.
- b) We also invest in marketing activities specific to certain days/ events by advertising our products and stores in multiple channels for a shorter duration.
- c) We consider our store launches as the most prominent time to capture the attention of our local customer base and to further this strategy, we use various advertising channels to reach out to them.
- d) We organise marketing events during Indian festivals like Dusshera and Diwali by organising a contest under the name '*India's Biggest Festive Offer*' in which a customer can win cash prizes up to ₹ 10 million and small passenger cars. During this contest, we provide our customers with offers where they can enter into a lucky draw. We often invite a celebrity or a publicly known personality to draw the name of the winner from the dropbox.

Our expenses in relation to advertisement expenses, business promotion expenses and sales promotion expenses were ₹ 500.25 million, ₹ 1,403.39 million, ₹ 961.43 million and ₹ 1,195.23 million which represented 63.96%, 62.88%, 56.81% and 64.96% of our total other expenses for the three month period ended June 30, 2022, Fiscals 2022, 2021 and 2020, respectively. The quality of our products and our associations with renowned brand partners is also a key marketing technique. We believe that our innovative marketing techniques acts as a driving force for our growth and building our brand name in the market.

Our sourcing capability, efficient logistics network and robust technological infrastructure have enabled us to deliver on our value retailing promise and create a brand presence among our customers and brand partners. As one of the leading electronic retail players, our core competencies lie in our efficient inventory management which complements our logistics network. In order to manage and track our inventory, we periodically monitor our stock levels with the help of modern software installed in our warehouses which enables us to maintain optimal levels of inventory and ensures smooth functioning of our consumer durable and electronic retail stores.

We have a long-term relationship with various major brands, supplying consumer durables, electronics, mobile & IT equipment. Most of our purchases are directly from the Original Equipment Manufacturers (OEMs) on either advance payment terms or cash on delivery terms, which puts our Company on a strong platform that enables better price and delivery terms. Our procurement function for the Andhra Pradesh cluster is centralized at our regional office in Vijayawada, where the market demand for various products and customer responses to the new products launched by brands is closely monitored. Based on a critical analysis of the customers, we place orders for various products from time to time. Our sales and inventory levels are captured in the ERP system, which assists the management's decisions on the procurement planning.

We use scalable technology including integrated ERP systems to maintain and improve operational efficiencies in procurement, sales and inventory management as well as other administrative functions. Our technological systems enable us to identify and react to changes in customer preferences and consequently align our inventory levels to such preferences. Our technological systems aid us in effectively and uniformly monitoring and managing the performance of each of our stores and providing logistical support to ensure that our product portfolio remain updated and our delivery is timely and effective.

The COVID-19 pandemic had significantly impacted the consumer durable and electronic retail industry as the customers were unable to visit our stores. Our stores operations were shut either fully or partially by lockdown restrictions, during the months from April 2020 till September 2020 in Financial Year 2021 and partially shut during the months of April 2021, May 2021 and June 2021 in Financial Year 2022, which impacted our business and revenue from operations. The partial shutting down of stores was due to the Central and State Governments imposing restrictions mandating early closure of our stores, leading to business interruption. Even though the consumer durable and electronic retail industry experienced a slowdown due to COVID-19 related restrictions, our Company continued to open 42 stores since the announcement of lockdown by the Government of India, across our existing clusters and have been able to expand our reach, thereby reinforcing our market position and brand strength. Out of the 42 stores, 20 MBOs and three EBOs were opened in Telangana, 10 MBOs and one EBO was opened in Andhra Pradesh and eight MBOs were opened in NCR.

### **Significant factors affecting our results of operations**

Our business, financial condition and results of operations have been, and are expected to be, influenced by numerous factors. A summary of the most important factors that have had, and that we expect will continue to have, a significant impact on our business, results of operations and financial condition follows below:

#### ***The impact of COVID-19 on our results of operations and financial condition***

In late 2019, COVID-19 emerged and by March 11, 2020 it was declared as a global pandemic by the World Health Organization. Governments and municipalities around the world instituted measures in an effort to control the spread of COVID-19, including quarantines, shelter-in-place orders, school closings, travel restrictions, and closure of non-essential businesses. By the end of March 2020, the macroeconomic impacts became significant, exhibited by, among other things, a rise in unemployment and market volatility. The Government of India initiated a nation-wide lockdown from March 25, 2020 for three weeks which was extended to May 31, 2020. Since May 2020 some of these measures have been lifted and partial travel has been permitted. Further, the COVID-19 pandemic has caused substantial disruption to the global economy and supply chains, created significant volatility and disruption in financial markets, including in India, with the Governor of the Reserve Bank of India stating on May, 22 2020 that the combined impact of demand compression and supply disruption will depress economic activity in the first half of Financial Year 2021 and GDP growth in Financial Year 2021 is estimated to remain negative.

In compliance with the lockdown orders announced by the Indian Government, we temporarily closed our stores and initiated remote working for some of our employees. Additionally, many of our customers and service providers temporarily ceased operating their respective enterprises.

As a result, we experienced a decline in sales growth rate due to the impact of COVID-19 and various regulatory measures in response to COVID-19.

The impact of the pandemic on our business, operations and future financial performance has included and may include the following:

- We had encountered in the past and may encounter in future the reduced footfall in our stores due to the fear of pandemic among the customers, which impacts the revenues and increases the idle operating costs. The details of the operational and partially operational stores are shown in the table below:

<b>Month</b>	<b>Total number of stores</b>	<b>Non-operational stores</b>	<b>Partially operational stores</b>
<b>April 2020</b>	74	74	0
<b>May 2020</b>	74	38	36
<b>June 2020</b>	75	20	55
<b>July 2020</b>	75	20	55

Month	Total number of stores	Non-operational stores	Partially operational stores
August 2020	78	4	10
September 2020	84	3	0

- We had to completely close or reduce the store operating hours in the past and may in future face the similar situation due to lockdown restrictions imposed by the Government Agencies to prevent rapid spread of pandemic, which has an adverse effect on the revenues and operating expenses envisaged by us and increases the inventory carrying costs.
- We had experienced in the past and may experience in future as well, a shortage in supply of products from our suppliers due to disruption in supply chains globally which impacts our ability to maintain adequate inventory levels to fulfill customer demand.
- We had experienced in the past and may experience in future as well, the inefficient third-party logistical support, which extends the invoice to collection cycle thus increases the interest cost.
- We had experienced in the past and may experience in future as well, the drop in the productivity of the manpower engaged in various activities by our company, due to the ill-health of either employees or their family members, which increases the unproductive manpower cost.

### **Basis of preparation and significant accounting policies**

Our financial statements have been prepared in accordance with the Indian Accounting Standards (“Ind AS”) prescribed under Section 133 of the Companies Act, 2013 read with Rule 3 of the Companies (Indian Accounting Standards) Rules, 2015. These financial statements comprise the balance sheet, the profit and loss, the statement of cash flows and the statement of changes in equity for the three month period ended June 30, 2022 and a summary of the significant accounting policies and other explanatory information. The financial statements have been prepared on a historical cost convention and on an accrual basis, except for the right-of-use assets, lease liabilities and financial instruments/financial assets measured at fair value or amortized cost; employee defined benefit assets/ liability recognized as the net total of the fair value of plan assets, and actuarial losses / gains, and the present value of defined benefit obligation.

### **SIGNIFICANT ACCOUNTING POLICIES**

The discussion and analysis of our financial condition and results of operations are based upon amounts derived from our Restated Consolidated Financial Information, except where otherwise noted. The preparation of these financial statements requires us to make estimates and judgments that affect the reported amounts of assets, liabilities, revenues and expenses, and related disclosure of contingent assets and liabilities. We evaluate these estimates on an on-going basis. We base our estimates on our historical experience and on various other assumptions that we believe to be reasonable under the circumstances, the results of which form the basis for making judgments about the carrying amount values of assets and liabilities that are not readily apparent from other sources.

We believe that application of the following critical accounting policies entails the most significant judgments and estimates used in the preparation of our financial statements.

#### **(a) Basis of preparation**

These Restated Consolidated Financial Information comprises of:

- (i) the Restated Consolidated Statement of Assets and Liabilities as at 30 June 2022, 31 March 2022, 31 March 2021 and 31 March 2020;
- (ii) the Restated Consolidated Statement of Profit and Loss (including other comprehensive income), the Restated Consolidated Cash Flow Statement and the Restated Consolidated Statement of Changes in Equity for the three month period ended 30 June 2022 and years ended 31 March 2022, 31 March 2021 and 31 March 2020; and
- (iii) the summary of the significant accounting policies and other explanatory information.

The Restated Consolidated Financial Information have been prepared by the management of the Company

in connection with the proposed listing of the equity shares of the Company by way of Initial Public Offering, to be filed by the Company with the Securities and Exchange Board of India ('SEBI') and the National Stock Exchange of India Limited and BSE Limited (the 'Stock Exchanges') in accordance with the requirements of:

- Section 26 read with applicable provisions within Rules 4 to 6 of the Companies (Prospectus and Allotment of Securities) Rules, 2014 to the Companies Act, 2013 (Act);
- Relevant provision of ICDR Regulations 2018, issued by SEBI as amended in pursuance of the Securities and Exchange Board of India Act, 1992; and
- The Guidance note on Reports in Company Prospectus (Revised 2019) issued by the Institute of Chartered Accountant of India (ICAI), as amended (the "Guidance Note").

The Ministry of Corporate Affairs ("MCA") through a notification dated 24 March 2021, amended Division II of Schedule III to the Companies Act, 2013, pursuant thereto, the amendments are applicable for the financial period beginning on or after 1 April 2021. Accordingly, and in consideration of the Guidance Note on Division II - Ind AS Schedule III to Companies Act, 2013 (revised January 2022) issued by the ICAI, management has provided relevant disclosures in these Restated Consolidated Financial Information, to the extent applicable.

The Restated Consolidated Financial Information have been compiled by management from Audited Special Purpose Consolidated Interim Financial Statements of our Company and its Subsidiaries ("Group") for the three month period ended 30 June 2022 and the Audited Consolidated Financial Statements for the year ended 31 March 2022, 31 March 2021 and 31 March 2020 prepared in accordance with Ind AS as prescribed under Section 133 of the Act read with Companies (Indian Accounting Standards) Rules 2015, as amended and other accounting principles generally accepted in India.

The Restated Consolidated Financial Information have been prepared on a historical cost convention and on an accrual basis, except for financial instruments/financial assets measured at fair value or amortized cost; employee defined benefit assets/ liability recognized as the net total of the fair value of plan assets, and actuarial losses/gains, and the present value of defined benefit obligation.

In the Restated Consolidated Financial Information:

- i. material amounts relating to adjustments for previous year on account of changes in accounting policies have been appropriately adjusted to ensure consistency of presentation, disclosures and the accounting policies for all the years presented in line with the audited special purpose consolidated interim financial statements of the Group for the three month period ended 30 June 2022;
- ii. adjustments were made for reclassification of the corresponding items of income, expenses, assets and liabilities, in order to bring them in line with the groupings as per the audited special purpose consolidated interim financial statements of the Group for the three month period ended 30 June 2022 prepared under Ind AS and the requirements of the Securities and Exchange Board of India (Issue of Capital and Disclosure Requirements) Regulations, 2018, as amended (the 'ICDR Regulations'); and
- iii. the resultant tax impact on above adjustments has been appropriately adjusted in deferred taxes in the respective years to which they relate.

**(b) Consolidation process:**

**i. Subsidiaries:**

Subsidiaries are all entities that are controlled by the Company. Control exists when the Company is exposed to or has rights to variable returns from its involvement with the entity and has the ability to affect those returns through power over the entity. In assessing control, potential voting rights are considered only if the rights are substantive. The financial statements of subsidiaries are included in these Restated Consolidated Financial Information from the date that control commences until the date that control ceases. For the purpose of preparing these Restated Consolidated Financial Information, the accounting policies of subsidiaries have been changed where necessary to align them with the policies adopted by the



Company, wherever applicable.

**ii. Transactions eliminated on consolidation:**

Intra-group balances and transactions, and any unrealized income and expenses arising from intragroup transactions, are eliminated in full while preparing these Restated Consolidated Financial Information. Unrealized gains or losses arising from transactions with equity accounted investees are eliminated against the investment to the extent of the Company's interest in the investee.

**iii. Loss of Control:**

Upon loss of control, the Company derecognizes the assets and liabilities of the subsidiary, any noncontrolling interests and the other components of equity related to the subsidiary. Any surplus or deficit arising on the loss of control is recognised in the restated consolidated Statement of Profit and Loss. If the Company retains any interest in the previous subsidiary, then such interest is measured at fair value at the date that control is lost. Subsequently, it is accounted for as an equity-accounted investee or as a fair value through other comprehensive income (FVTOCI) or fair value through profit and loss (FVTPL) financial asset, depending on the level of influence retained.

- (c) These Restated Consolidated Financial Information have been prepared on the basis of the financial statements of the following wholly owned subsidiaries, in India:

S.No.	Names of the subsidiaries	Date of Incorporation
1.	Cloudnine Retail Private Limited	29 August 2019
2.	EMIL CSR Foundation	25 February 2021

Details of subsidiaries included in the preparation of the consolidated financial statements for the years:

Names of the subsidiaries	30 June 2022	31 March 2022	31 March 2021	31 March 2020
1. Cloudnine Retail Private Limited	Yes	Yes	Yes	Yes
2. EMIL CSR Foundation	Yes	Yes	Yes	Not applicable

Cloudnine Retail Private Limited and EMIL CSR Foundation are yet to commence their activities as at 30 June 2022.

**(d) Use of estimate**

The preparation of Restated Consolidated Financial Information requires the management to make accounting estimates, assumptions and judgements that affect the reported amounts of assets and liabilities on the date of consolidated financial statements, disclosure of contingent liabilities as at the date of the consolidated financial statements, and the reported amounts of income and expenses during the reported period. Estimates and underlying assumptions are reviewed on an ongoing basis. Revisions to accounting estimates are recognized in the period in which the estimates are revised.

**(e) Operating cycle and current and non-current classification**

The operating cycle is the time between the acquisition of assets for processing and their realisation in cash and cash equivalents. The Group has ascertained its operating cycle as twelve months for the purpose of current/ non-current classification of assets and liabilities.

The Group presents assets and liabilities in the balance sheet based on current/ non-current classification. An asset is treated as current when it is:

- Expected to be realized or intended to be sold or consumed in normal operating cycle,
- Held primarily for the purpose of trading,
- Expected to be realized within twelve months after the reporting period, or
- Cash or cash equivalent unless restricted from being exchanged or used to settle a liability for at least twelve months after the reporting period.

The Group classifies all other assets as non-current.

A liability is current when:

- it is expected to be settled in normal operating cycle,
- it is held primarily for the purpose of trading,
- it is due to be settled within twelve months after the reporting period, or
- there is no unconditional right to defer the settlement of the liability for at least twelve months after the reporting period.

The Group classifies all other liabilities as non-current.

Deferred tax assets and liabilities are classified as non-current assets and liabilities.

**(f) Fair value measurement**

A number of the Group's accounting policies and disclosures require the measurement of fair values, for both financial and non-financial assets and liabilities.

Fair value is the price that would be received to sell an asset or paid to transfer a liability in an orderly transaction between market participants at the measurement date.

In estimating the fair value of an asset or liability, the Group takes into account the characteristics of the asset or liability if market participants would take those characteristics into account when pricing the asset or liability at the measurement date.

Fair values are categorized into different levels in a fair value hierarchy based on the inputs used in the valuation techniques as follows:

- Level 1: quoted prices (unadjusted) in active markets for identical assets or liabilities.
- Level 2: inputs other than quoted prices included in Level 1 that are observable for the asset or liability, either directly (i.e. as prices) or indirectly (i.e. derived from prices).
- Level 3: inputs for the asset or liability that are not based on observable market data (unobservable inputs).

When measuring the fair value of an asset or a liability, the Group uses observable market data as far as possible. If the inputs used to measure the fair value of an asset or a liability fall into different levels of the fair value hierarchy, then the fair value measurement is categorized in its entirety in the same level of the fair value hierarchy as the lowest level input that is significant to the entire measurement.

The Group recognises transfers between levels of the fair value hierarchy at the end of the reporting period during which the change has occurred.

For the purpose of fair value disclosures, the Group has determined classes of assets and liabilities on the basis of the nature, characteristics and risks of the asset or liability and the level of the fair value hierarchy as explained above.

**(g) Property, plant and equipment**

Property, plant and equipment are stated at cost less accumulated depreciation and impairment losses, if any. Cost comprises of purchase price, freight, non-refundable taxes and duties, specified foreign exchange gains or losses and any other cost attributable to bring the asset to its working condition for its intended use. Expenditure directly relating to construction activity is capitalized if the recognition criteria are met. Indirect expenditure is capitalized to the extent those relate to the construction activity or is incidental thereto. Such cost includes the cost of replacing part of the plant and equipment and borrowing costs for long-term construction projects if the recognition criteria are met. All other repair and maintenance costs are recognised in profit or loss as incurred.

Gain or losses arising from derecognition of an item of property, plant and equipment are measured as the difference between the net disposal proceeds and the carrying amount of the asset and are recognized in the Statement of Profit and Loss when the asset is derecognized.

Depreciable amount for assets is the cost of an asset, or other amount substituted for cost, less its estimated residual value. Depreciation on property, plant and equipment is provided on Straight Line

Method over their estimated useful lives as estimated by the management. The details of useful lives as assessed by the management and as prescribed in the Schedule II to the Companies Act, 2013 is as follows:

<b>Particulars</b>	<b>Management estimates (No. of years)</b>	<b>Schedule II (No. of years)</b>
Buildings	60 years	60 years
Plant and equipment	15 years	15 years
Furniture and fixtures	8 years	10 years
Vehicles	8 - 10 years	8 - 10 years
Office equipment	5 years	5 years
Electrical installations and equipment	8 - 10 years	10 years
Computers and data processing units	3 - 6 years	3 - 6 years
Other equipments	15 years	15 years

Leasehold improvements are depreciated on Straight-Line Method over the lease period or the useful lives as determined by management, whichever is lower.

Capital work-in-progress includes cost of property, plant and equipment that are not ready for their intended use.

Capital work-in-progress are not depreciated as these assets are not yet available for use.

#### **(h) Intangible assets**

Intangible assets in the nature of computer software are measured on initial recognition at cost. Following initial recognition, intangible assets are carried at cost less any accumulated amortization and accumulated impairment losses. Gains or losses arising from derecognition of an intangible asset are measured as the difference between the net disposal proceeds and the carrying amount of the asset and are recognised in the Statement of Profit and Loss when the asset is derecognised.

##### *Amortization of intangible assets*

Intangible assets are amortized on a Straight-Line Method over the estimated useful life. The intangible assets are amortized over a period of three years from the date when the asset is available for use, as estimated by management. If the persuasive evidence exists to the affect that useful life of an intangible asset exceeds three years, the Group amortizes the intangible asset over the best estimate of its useful life.

#### **(i) Impairment of non-financial assets**

At each reporting date, the Group assesses whether there is any indication that an asset may be impaired, based on internal or external factors. If any such indication exists, the Group estimates the recoverable amount of the asset or the cash generating unit. If such recoverable amount of the asset or cash generating unit to which the asset belongs is less than its carrying amount, the carrying amount is reduced to its recoverable amount. The reduction is treated as an impairment loss and is recognized in the Statement of Profit and Loss. If, at the reporting date there is an indication that a previously assessed impairment loss no longer exists, the recoverable amount is reassessed and the asset is reflected at the recoverable amount. Impairment losses previously recognized are accordingly reversed in the Statement of Profit and Loss.

#### **(j) Financial instruments**

A financial instrument is any contract that gives rise to a financial asset of one entity and a financial liability or equity instrument of another entity.

##### **Financial assets**

##### *Initial recognition and measurement*

All financial assets are recognised initially at fair value plus, in the case of financial assets not recorded at fair value through profit or loss ('FVTPL'), transaction costs that are attributable to the acquisition of the financial asset. Purchases or sales of financial assets that require delivery of assets within a time frame established by regulation or convention in the market place (regular way trades) are recognised on the trade date, i.e., the date that the Group commits to purchase or sell the asset.

#### *Subsequent measurement*

For purposes of subsequent measurement, financial assets are classified to the following category:

- Debt instruments at amortized cost

#### *Debt instruments at amortized cost*

A 'debt instrument' is measured at the amortized cost if both the following conditions are met:

- The asset is held within a business model whose objective is to hold assets for collecting contractual cash flows, and
- Contractual terms of the asset give rise on specified dates to cash flows that are solely payments of principal and interest (SPPI) on the principal amount outstanding.

After initial measurement, financial assets are subsequently measured at amortized cost using the effective interest rate (EIR) method. Amortized cost is calculated by taking into account any discount or premium on acquisition and fees or costs that are an integral part of the EIR. The EIR amortization is included in finance income in the statement of profit and loss. The losses arising from impairment are recognised in the Statement of Profit and Loss.

#### **Cash and cash equivalents**

Cash and cash equivalents represent cash and bank balances and fixed deposits with banks with original maturity of less than three months. Cash and cash equivalent are readily convertible into known amounts of cash and are subject to an insignificant risk of changes in value.

#### **Trade receivables**

Trade receivables are recognised initially at fair value and subsequently measured at amortized cost using the effective interest method, less provision for impairment.

#### *De-recognition*

The Group de-recognises a financial asset only when the contractual rights to the cash flows from the asset expires or it transfers the financial asset and substantially all the risks and rewards of ownership of the asset.

When the Group has transferred its rights to receive cash flows from an asset or has entered into a pass-through arrangement, it evaluates if and to what extent it has retained the risks and rewards of ownership. When it has neither transferred nor retained substantially all of the risks and rewards of the asset, nor transferred control of the asset, the Group continues to recognize the transferred asset to the extent of the Group's continuing involvement. In that case, the Group also recognises an associated liability. The transferred asset and the associated liability are measured on a basis that reflects the rights and obligations that the Group has retained.

Continuing involvement that takes the form of a guarantee over the transferred asset is measured at the lower of the original carrying amount of the asset and the maximum amount of consideration that the Group could be required to repay.

#### **Impairment of financial assets**

In accordance with Ind-AS 109, the Group applies expected credit loss (ECL) model for measurement and recognition of impairment loss for following financial assets and credit risk exposures:

- a) Financial assets that are debt instruments, and are measured at amortized cost e.g., loans, deposits, other advances and bank balances; and
- b) Trade receivables

The Group follows 'simplified approach' for recognition of impairment loss allowance on trade receivables. The application of simplified approach does not require the Group to track changes in credit risk. Rather, it recognises impairment loss allowance based on lifetime ECLs at each reporting date, right from its initial recognition.

For recognition of impairment loss on other financial assets and risk exposure, the Group determines that whether there has been a significant increase in the credit risk since initial recognition. If credit risk has not increased significantly, 12-month ECL is used to provide for impairment loss. However, if credit risk has increased significantly, lifetime ECL is used. If, in a subsequent period, credit quality of the instrument improves such that there is no longer a significant increase in credit risk since initial recognition, then the entity reverts to recognising impairment loss allowance based on 12-month ECL.

Lifetime ECL are the expected credit losses resulting from all possible default events over the expected life of a financial instrument. The 12-month ECL is a portion of the lifetime ECL which results from default events that are possible within 12 months after the reporting date.

ECL is the difference between all contractual cash flows that are due to the Group in accordance with the contract and all the cash flows that the Group expects to receive. When estimating the cash flows, the Group is required to consider –

- All contractual terms of the financial assets (including prepayment and extension) over the expected life of the assets, and
- Cash flows from the sale of collateral held or other credit enhancements that are integral to the contractual terms.

## **Financial Liabilities**

### *Initial recognition and measurement*

All financial liabilities are recognised initially at fair value and, in the case of loans and borrowings and payables, net of directly attributable transaction costs.

The Group's financial liabilities include trade and other payables, loans and borrowings.

### *Subsequent measurement*

The measurement of financial liabilities depends on their classification, as described below:

#### **Loans and borrowings**

After initial recognition, interest-bearing loans and borrowings are subsequently measured at amortized cost using the EIR method. Gains and losses are recognised in statement of profit and loss when the liabilities are derecognised as well as through the EIR amortization process.

Amortized cost is calculated by taking into account any discount or premium on acquisition and fees or costs that are an integral part of the EIR. The EIR amortization is included as finance costs in the Statement of Profit and Loss.

#### **Trade and other payables**

These amounts represent liabilities for goods and services provided to the Group prior to the end of period/financial years which are unpaid. The amounts are unsecured and are usually paid as per agreed terms. Trade and other payables are presented as current liabilities unless payment is not due within 12 months after the reporting period. They are recognised initially at their fair value and subsequently

measured at amortized cost using the effective interest method.

#### *De-recognition*

A financial liability is de-recognised when the obligation under the liability is discharged or cancelled or expires. When an existing financial liability is replaced by another from the same lender on substantially different terms, or the terms of an existing liability are substantially modified, such an exchange or modification is treated as the derecognition of the original liability and the recognition of a new liability. The difference in the respective carrying amounts is recognised in the Statement of Profit and Loss.

#### **Offsetting of financial instruments**

Financial assets and financial liabilities are offset and the net amount is reported in the balance sheet if there is a currently enforceable legal right to offset the recognised amounts and there is an intention to settle on a net basis, to realise the assets and settle the liabilities simultaneously.

#### **(k) Taxes**

Tax expense comprises of current and deferred tax.

##### *i) Current income tax*

Current income tax assets and liabilities are measured at the amount expected to be recovered from or paid to the taxation authorities. The tax rates and tax laws used to compute the amount are those that are enacted or substantively enacted, at the reporting date. Current taxes are recognised in statement of profit and Loss, except when they relate to items that are recognised in Other Comprehensive Income or directly in equity in which case, the income taxes are recognised in Other Comprehensive Income or directly in equity respectively.

The Group recognises interest levied on income tax as interest expenses.

##### *ii) Deferred tax*

Deferred tax is provided using the Balance Sheet method on temporary differences between the tax bases of assets and liabilities and their carrying amounts for financial reporting purposes at the reporting date. Deferred tax liabilities are recognised for all taxable temporary differences.

Deferred tax assets are recognised for all deductible temporary differences and any unused tax losses. Deferred tax assets are recognised to the extent that it is probable that future taxable profit will be available against which the deductible temporary differences and unused tax losses can be utilized.

The carrying amount of deferred tax assets is reviewed at each reporting date and reduced to the extent that it is no longer probable that sufficient future taxable profit will be available to allow all or part of the deferred tax asset to be utilized. Unrecognized deferred tax assets are re-assessed at each reporting date and are recognised to the extent that it has become probable that future taxable profits will allow the deferred tax asset to be recovered. Deferred tax assets and liabilities are measured at the tax rates that are expected to apply in the period/year when the asset is realized or the liability is settled, based on tax rates (and tax laws) that have been enacted or substantively enacted at the reporting date.

Deferred tax relating to items recognised outside profit or loss is recognised outside profit or loss (either in other comprehensive income or in equity). Deferred tax assets and deferred tax liabilities are offset if a legally enforceable right exists to set off current tax assets against current tax liabilities and the deferred taxes relate to the same taxable entity and the same taxation authority.

#### **(l) Inventories**

Inventory is valued at lower of cost and net realizable value.

Cost includes purchase price, duties and taxes (other than those subsequently recoverable by the Group from the concerned revenue authorities), freight inwards and other expenditure incurred in bringing such inventories to their present location and condition. Trade discounts, rebates and other similar items are deducted in determining the costs of purchase. In determining the cost, weighted average cost method is used. The carrying cost of inventories are appropriately written down when there is a decline in the net realisable value of such materials. Net realizable value is the estimated selling price in the ordinary course of business, less estimated costs of completion and the estimated costs necessary to make the sale.

**(m) Borrowing costs**

Borrowing costs consists of interest, ancillary costs and other costs in connection with the borrowing of funds.

Borrowing costs attributable to acquisition and/or construction of qualifying assets are capitalised as a part of the cost of such assets, up to the date such assets are ready for their intended use. Other borrowing costs are charged to the Statement of Profit and Loss.

**(n) Provisions and contingencies**

*Provisions*

A provision is recognised when the Group has a present obligation (legal or constructive) as a result of past event i.e., it is probable that an outflow of resources embodying economic benefits will be required to settle the obligation and a reliable estimate can be made of the amount of the obligation. If the effect of the time value of money is material, provisions are discounted using a current pre-tax rate that reflects, when appropriate, the risks specific to the liability. When discounting is used, the increase in the provision due to the passage of time is recognised as a finance cost.

*Contingencies*

Contingent liability is disclosed for:

- Possible obligations which will be confirmed only by future events not wholly within the control of the Group; or
- Present obligations arising from past events where it is not probable that an outflow of resources will be required to settle the obligation or a reliable estimate of the amount of the obligation cannot be made.

Contingent liabilities and assets are not recognised in consolidated financial statements. A disclosure of the contingent liability is made when there is a possible or a present obligation that may, but probably will not, require an outflow of resources.

**(o) Revenue recognition**

Revenue is recognised to the extent that it is probable that the economic benefits will flow to the Group and the revenue can be reliably measured, regardless of when the payment is being made. Revenue is measured at the fair value of the consideration received or receivable, taking into account contractually defined terms of payment and excluding taxes or duties collected on behalf of the government. The Group has concluded that it is the principal in all of its revenue arrangements since it is the primary obligor in all the revenue arrangements as it has pricing latitude and is also exposed to inventory and credit risks.

Revenue is recognized on satisfaction of performance obligation upon transfer of control of promised products or services to customers in an amount that reflects the consideration the Group expects to receive in exchange for those products or services.

Given the nature of business, the period between the transfer of goods and payment by customer is generally immediate and is less than one year for wholesale sales, accordingly management has determined that there is no adjustment needed to the transaction price for time value of money.

The Group satisfies a performance obligation and recognises revenue over time, if one of the following criteria is met:

- i. the customer simultaneously receives and consumes the benefits provided by the Group's performance as the Group performs; or
- ii. the Group's performance creates or enhances an asset that the customer controls as the asset is created or enhanced; or
- iii. the Group's performance does not create an asset with an alternative use to the Group and an entity has an enforceable right to payment for performance completed to date.

For performance obligations where one of the above conditions are not met, revenue is recognised at the point in time at which the performance obligation is satisfied.

Revenue in excess of invoicing are classified as contract asset while collections in excess of revenues are classified as contract liabilities.

Further, at the time of revenue recognition, the entity also determines whether there are any material unsatisfied performance obligations and determines the portion of the aggregate consideration, if any, that needs to be allocated and deferred.

Specifically, the following basis is adopted for various sources of income:

#### *Sale of goods*

Revenue from sale of goods comprises the sale of consumer electronics and durables and is recognised at a point in time, on satisfaction of performance obligation upon transfer of control of promised products which generally coincides with delivery. Amounts disclosed as revenue are net of returns, trade allowances, rebates and exclusive of goods and services tax.

#### *Commission and incentives*

Revenue in relation to commission and incentives are recognized when the right to receive and performance of agreed contractual task has been completed in accordance with the terms of agreements entered.

### **(p) Retirement and other employee benefits**

Provident fund and employee state insurance fund are defined contribution schemes and is charged to the Statement of Profit and Loss of the period/year when the contributions to the respective funds are due. There are no other obligations other than the contribution payable to the respective authorities.

Gratuity is a defined benefit obligation and is provided for on the basis of an actuarial valuation as per the projected unit credit method made at the end of each period/financial year.

Remeasurements, comprising of actuarial gains and losses, the effect of the asset ceiling, excluding amounts included in net interest on the net defined benefit liability and the return on plan assets (excluding amounts included in net interest on the net defined benefit liability), are recognised immediately in the balance sheet with a corresponding debit or credit to retained earnings through OCI in the period in which they occur. Remeasurements are not reclassified to statement of profit and loss in subsequent periods.

### **(q) Leases**

The Group assesses at contract inception whether a contract is, or contains, a lease. That is, if the contract conveys the right to control the use of an identified asset for a period of time in exchange for consideration.

The Group applies a single recognition and measurement approach for all leases, except leases of low-value assets. The Group recognises lease liabilities to make lease payments and right-of-use assets representing the right to use the underlying assets.

#### **i. Right-of-use assets:**



The Group recognises right-of-use assets at the commencement date of the lease (i.e., the date the underlying asset is available for use). Right-of-use assets are measured at cost, less any accumulated depreciation and impairment losses, and adjusted for any remeasurement of lease liabilities. The cost of right-of-use assets includes the amount of lease liabilities recognised, initial direct costs incurred, and lease payments made at or before the commencement date less any lease incentives received. Right-of-use assets are depreciated on a Straight-Line basis over the balance lease term.

If ownership of the leased asset transfers to the Group at the end of the lease term or the cost reflects the exercise of a purchase option, depreciation is calculated using the estimated useful life of the asset.

The right-of-use assets are also subject to impairment. Refer to the accounting policies in section (i) Impairment of non-financial assets.

## **ii. Lease liabilities:**

At the commencement date of the lease, the Group recognises lease liabilities measured at the present value of lease payments to be made over the lease term. The lease payments include fixed payments (including in-substance fixed payments) less any lease incentives receivable, variable lease payments that depend on an index or a rate, and amounts expected to be paid under residual value guarantees. The lease payments also include the exercise price of a purchase option reasonably certain to be exercised by the Group and payments of penalties for terminating the lease, if the lease term reflects the Group exercising the option to terminate. Variable lease payments that do not depend on an index or a rate are recognised as expenses (unless they are incurred to produce inventories) in the period in which the event or condition that triggers the payment occurs.

In calculating the present value of lease payments, the Group uses its incremental borrowing rate at the lease commencement date because the interest rate implicit in the lease is not readily determinable. After the commencement date, the amount of lease liabilities is increased to reflect the accretion of interest and reduced for the lease payments made. In addition, the carrying amount of lease liabilities is remeasured if there is a modification, a change in the lease term, a change in the lease payments (e.g., changes to future payments resulting from a change in an index or rate used to determine such lease payments) or a change in the assessment of an option to purchase the underlying asset.

## **iii. Short-term leases and leases of low-value assets:**

The Group applies the short-term lease recognition exemption to its short-term leases i.e., those leases that have a lease term of 12 months or less from the commencement date and do not contain a purchase option. It also applies the lease of low-value assets recognition exemption to leases that are considered to be low value. Lease payments on short-term leases and leases of low-value assets are recognised as expense on a Straight-Line basis over the lease term.

## **(r) Cash flow statement**

Cash flows are reported using the indirect method, whereby profit before tax is adjusted for the effects of transactions of a non-cash nature, any deferrals or accruals of past or future operating cash receipts or payment and items of income or expenses associated with investing or financing cash flows. The cash flows from operating, investing and financing activities of the Group are segregated.

## **(s) Segment reporting**

The management has assessed the identification of reportable segments in accordance with the requirements of Ind AS 108 'Operating Segment' and believes that the Group has only one reportable segment namely "retailing and wholesale of electronic household items and accessories through its stores and online platforms". Operating segments are reported in a manner consistent with the internal reporting provided to the Chief Executive Officer, and the Managing Director, who together constitute as Chief Operating Decision Maker ('CODM').

## **(t) Dividends**

Annual dividend distribution to the shareholders is recognised as a liability in the period in which the dividend is approved by the shareholders. Any interim dividend paid is recognised on approval by Board of Directors.

**(u) Earnings per equity share**

Basic earnings per equity share are calculated by dividing the profit for the period attributable to equity shareholders by the weighted average number of equity shares outstanding during the period.

For the purpose of calculating diluted earnings per equity share, the profit for the period attributable to equity shareholders and the weighted average number of equity shares outstanding during the period are adjusted for the effects of all dilutive potential equity shares.

**1. Significant accounting judgments, estimates and assumptions**

The preparation of the Group's financial statements requires management to make judgements, estimates and assumptions that affect the reported amounts of revenues, expenses, assets and liabilities, and the accompanying disclosures, and the disclosure of contingent liabilities. Uncertainties, about these assumptions and estimates could result in outcomes that require a material adjustment to the carrying amount of assets or liabilities affected in future periods. The key assumptions concerning the future and other key sources of estimation uncertainties, at the reporting date, that have a significant risk of causing a material adjustment to the carrying amounts of assets and liabilities within the next financial year, are described below:

**Judgements**

In the process of applying the Group 's accounting policies, management has made the following judgments, which have the most significant effect on the amounts recognised in the consolidated financial statements:

**Leases**

**(1) Lease term:**

Ind AS 116 requires lessees to determine the lease term as the non-cancellable period of a lease adjusted with any option to extend or terminate the lease, if the use of such option is reasonably certain. The Group makes an assessment on the expected lease term on a lease-by-lease basis and thereby assesses whether it is reasonably certain that any options to extend or terminate the contract will be exercised. In evaluating the lease term, the Group considers factors such as any significant leasehold improvements undertaken over the lease term, costs relating to the termination of the lease and the importance of the underlying asset to Group's operations taking into account the location of the underlying asset and the availability of suitable alternatives. The lease term in future periods is reassessed to ensure that the lease term reflects the current economic circumstances. After considering current and future economic conditions, the Group has concluded that no changes are required to lease period relating to the existing lease contracts.

**(2) Discount rate:**

The Group cannot readily determine the interest rate implicit in the lease, therefore, it uses its incremental borrowing rate (IBR) to measure lease liabilities. The IBR is the rate of interest that the Group would have to pay to borrow over a similar term, and with a similar security, the funds necessary to obtain an asset of a similar value to the right-of-use asset in a similar economic environment. The IBR therefore reflects what the Group 'would have to pay', which requires estimation when no observable rates are available or when they need to be adjusted to reflect the terms and conditions of the lease. The Group estimates the IBR using observable inputs such as comparable interest rates for similar instruments and availing a quote from lenders, if required.

**Estimates and assumptions**

The key assumptions concerning the future and other key sources of estimation uncertainty at the reporting date, that have a significant risk of causing a material adjustment to the carrying amounts of assets and liabilities within the next financial year, are described below. The Group based its assumptions and estimates

on parameters available when the consolidated financial statements were prepared. Existing circumstances and assumptions about future developments, however, may change due to market changes or circumstances arising that are beyond the control of the Group. Such changes are reflected in the assumptions when they occur.

### **Deferred income taxes**

The assessment of the probability of future taxable profit in which deferred tax assets can be utilized is based on the Group's latest approved forecast, which is adjusted for significant non-taxable profit and expenses and specific limits to the use of any unused tax loss. The tax rules in the jurisdiction in which the Group operates are also carefully taken into consideration. If a positive forecast of taxable profit indicates the probable use of a deferred tax asset, especially when it can be utilized without a time limit, that deferred tax asset is usually recognized in full.

### **Current income taxes**

Significant judgments are involved in determining the provision for income taxes including judgment on whether tax positions are probable of being sustained in tax assessments. A tax assessment can involve complex issues, which can only be resolved over extended time periods. The recognition of taxes that are subject to certain legal or economic limits or uncertainties is assessed individually by management based on the specific facts and circumstances.

### **Allowance for slow moving, damaged and obsolete inventory**

An allowance for inventory to write down to the lower of cost or net realisable value is made by management based on the estimates of the selling price and direct cost to sell the slow moving/damaged inventory. The write down is included in the operating results.

### **Life time expected credit loss on trade and other receivables:**

Trade receivables do not carry any interest and are stated at their transaction value as reduced by life time expected credit losses ("LTECL"). As a practical expedient, the Group uses a provision matrix to determine impairment loss allowance on portfolio of its trade receivables. The provision matrix is based on its historically observed default rates over the expected life of the trade receivables and is adjusted for forward-looking estimates. At every reporting date, the historical observed default rates are updated and changes in the forward-looking estimates are analyzed. ECL impairment loss allowance (or reversal) for the period is recognized as income/expense in the statement of profit and loss (P&L). This amount is reflected under the head other expenses/other income in the P&L. ECL is presented as an allowance, i.e., as an integral part of the measurement of those assets in the balance sheet. The allowance reduces the net carrying amount. Until the asset meets write-off criteria, the Group does not reduce impairment allowance from the gross carrying amount.

### **Impairment of non-financial assets**

The Group assesses at each reporting date whether there is an indication that an asset may be impaired. If any indication exists, the Group estimates the asset's recoverable amount. An asset's recoverable amount is the higher of an asset's or Cash Generating Units (CGU's) fair value less costs of disposal and its value in use. It is determined for an individual asset, unless the asset does not generate cash inflows that are largely independent of those from other assets or a group of assets. Where the carrying amount of an asset or CGU exceeds its recoverable amount, the asset is considered impaired and is written down to its recoverable amount.

In assessing value in use, the estimated future cash flows are discounted to their present value using pre-tax discount rate that reflects current market assessments of the time value of money and the risks specific to the asset. In determining fair value less costs of disposal, recent market transaction are taken into account, if no such transactions can be identified, an appropriate valuation model is used.

### **Impairment of financial assets**

The impairment provisions for financial assets are based on assumptions about risk of default and expected cash loss rates. The Group uses judgement in making these assumptions and selecting the inputs to the impairment calculation, based on Group's past history, existing market conditions as well as forward looking estimates at the end of each reporting period.

### Employee benefits plan

The cost of defined benefit gratuity plan as well as the present value of the gratuity obligation are determined using actuarial valuations. The actuarial valuation involves making various assumptions. These include the determination of the discount rates, expected rates of return of assets, future salary increase and mortality rates. Due to the complexity of the valuation, the underlying assumptions, defined benefit obligations are highly sensitive to changes in these assumptions. All assumptions are reviewed at each reporting date.

### Depreciation on property, plant and equipment:

Depreciation on property, plant and equipment is calculated on a Straight-Line Method basis based on the useful lives estimated by the management. Management has reviewed the useful lives and residual values and assessed that no changes are necessary from the previously estimated useful lives and residual values of the property, plant and equipment.

#### Information about geographical areas

The Group has operations only in India, hence there are no separately reportable geographical segments for the Group as per the requirements of Ind AS108 Operating Segments.

#### Information about major customers

There is no single customer or customer group who accounts for more than 10% of the total revenue of the Group.

### Change in Accounting Policies / Estimates

During the Financial Year 2020, we adopted the Ind AS116 for the first time, as it was made mandatory effective April 1, 2019 by the Ministry of Corporate Affairs. We, therefore, adopted the new accounting policy for accounting of long-term leases.

### Our Results of Operations

The following table sets forth select financial data from our restated consolidated statement of profit and loss for the three-month period ended June 30, 2022 and for Financial Years 2022, 2021 and 2020, the components of which are also expressed as a percentage of total income for such periods:

Particulars	For the three month period ended June 30, 2022		Financial Year 2022		Financial Year 2021		Financial Year 2020	
	(₹ in Million)	(% of Total Income)	(₹ in Million)	(% of Total Income)	(₹ in million)	(% of Total Income)	(₹ in million)	(% of Total Income)
<b>Revenue:</b>								
Revenue from operations	14,084.45	99.87	43,493.16	99.91	32,018.76	99.83	31,724.77	99.79
Other income	18.01	0.13	37.55	0.09	54.92	0.17	65.40	0.21
<b>Total Income</b>	<b>14,102.46</b>	<b>100.00</b>	<b>43,530.71</b>	<b>100.00</b>	<b>32,073.68</b>	<b>100.00</b>	<b>31,790.17</b>	<b>100.00</b>
<b>Expenses:</b>								
Purchases of stock-in-trade	10,710.09	75.94	38,878.39	89.31	28,469.14	88.76	27,762.26	87.33
Changes in inventories	1,405.26	9.96	(1,324.52)	(3.04)	(795.88)	(2.48)	(740.09)	(2.33)

Particulars	For the three month period ended June 30, 2022		Financial Year 2022		Financial Year 2021		Financial Year 2020	
	(₹ in Million)	(% of Total Income)	(₹ in Million)	(% of Total Income)	(₹ in million)	(% of Total Income)	(₹ in million)	(% of Total Income)
of stock-in trade								
Employee benefits expense	216.52	1.54	788.03	1.81	614.33	1.92	586.32	1.84
Finance Costs	238.16	1.69	846.14	1.94	716.74	2.23	633.75	1.99
Depreciation and amortization expense	199.30	1.41	713.21	1.64	581.38	1.81	507.62	1.60
Other expenses	782.16	5.55	2,231.88	5.13	1,692.35	5.28	1,839.87	5.79
<b>Total expenses</b>	<b>13,551.49</b>	<b>96.09</b>	<b>42,133.13</b>	<b>96.79</b>	<b>31,278.06</b>	<b>97.52</b>	<b>30,589.73</b>	<b>96.22</b>
<b>Profit before tax and exceptional items</b>	<b>550.97</b>	<b>3.91</b>	<b>1,397.58</b>	<b>3.21</b>	<b>795.62</b>	<b>2.48</b>	<b>1,200.44</b>	<b>3.78</b>
Exceptional item	-	-	-	-	-	-	(78.65)	(0.25)
<b>Profit before tax</b>	<b>550.97</b>	<b>3.91</b>	<b>1,397.58</b>	<b>3.21</b>	<b>795.62</b>	<b>2.48</b>	<b>1,121.79</b>	<b>3.53</b>
<b>Tax expense:</b>								
Current tax expense	156.35	1.11	419.18	0.96	257.67	0.80	349.45	1.10
Deferred tax benefit	(11.96)	(0.08)	(60.51)	(0.14)	(48.26)	(0.15)	(43.74)	(0.14)
<b>Profit for the year / period</b>	<b>406.58</b>	<b>2.88</b>	<b>1,038.91</b>	<b>2.39</b>	<b>586.21</b>	<b>1.83</b>	<b>816.08</b>	<b>2.57</b>

**Key Components of our Statement of Profit and Loss Based on our Restated Consolidated Financial Statements:**

The following descriptions set forth information with respect to the key components of our profit and loss statements.

**Revenue**

Revenue consists of revenue from operations and other income.

*Revenue from operations:* Revenue from operations comprises revenue from sale of products, revenue from sale of services and other operating revenues. Revenue from sale of products comprises revenue from the sale of consumer electronics and durables. Other operating revenues primarily comprises commission income, incentives income and other collections from customers.

*Other income:* Other income primarily comprises interest on bank deposits and security deposits, rent concession, liabilities no longer required written back and miscellaneous income.

**Expenses**

Expenses consist of purchases of stock-in-trade, changes in inventories of stock-in-trade, employee benefits expenses, depreciation and amortization expense, finance cost and other expenses.

*Purchases of stock-in-trade:* Purchases of stock-in-trade relates to costs incurred for the procurement of inventories for consumer electronics and durables.

*Changes in inventories of stock-in-trade:* Changes in inventories of stock-in-trade comprises net increase or decrease in the inventory of *stock-in-trade*.

*Employee benefit expenses:* Employee benefits expenses comprise salaries, wages and bonus, contribution to provident and other funds, staff welfare, expenses and gratuity.

*Finance cost:* Finance cost primarily comprises interest on long-term borrowings and short-term borrowings measured at amortized cost, other borrowing costs and interest accrued on lease liability.

*Depreciation and amortization expense:* Depreciation and amortization expense relate to depreciation of tangible assets (property, plant and equipment), depreciation on right-of-use assets and amortization of intangible assets. Intangible assets include our trademarks and software licenses.

*Other expenses:* Other expenses primarily comprise expenses relating to rent, rates & taxes, legal and professional fees, advertisement, business promotion, sales promotion expenses, commission expenses, printing & stationery, power and fuel, repairs & maintenance, travelling and conveyance, and miscellaneous expenses.

### ***Tax Expense***

Tax expense consists of current tax and deferred tax.

### ***Three-month period ended June 30, 2022***

#### ***Total Income***

Our total income was ₹ 14,102.46 million for the three-month period ended June 30, 2022.

Revenue from operations- Our revenue from operations was ₹ 14,084.45 million for the three-month period ended June 30, 2022. This comprised of sale of products – consumer electronics & durables of ₹ 13,123.74 million and other operating revenue (which primarily comprises of commission & incentive income) of ₹ 960.71 million.

Other income. Our other income was ₹ 18.01 million for the three-month period ended June 30, 2022.

#### ***Total Expenses***

Our total expenses were ₹ 13,551.49 million for the three-month period ended June 30, 2022. Expenses consist of purchases of stock-in-trade, changes in inventories of stock-in-trade, employee benefits expenses, depreciation and amortization expense, finance cost and other expenses.

*Cost of goods sold:* Our cost of goods sold was ₹ 12,115.35 million for the three month period ended June 30, 2022.

- *Purchases of stock-in-trade:* Our purchases of stock-in-trade were ₹ 10,710.09 million for the three month period ended June 30, 2022.
- *Changes in inventories of stock-in-trade:* Our changes in inventories of finished goods, stock-in-trade and work-in-progress were ₹ 1,405.26 million for the three month period ended June 30, 2022.

*Employee benefit expenses:* Employee benefit expenses were ₹ 216.52 million for the three-month period ended June 30, 2022, primarily comprising of salaries and wages of ₹ 200.45 million, contribution to provident and other funds of ₹ 10.40 million, gratuity expense of ₹ 2.82 million and staff welfare expenses of ₹ 2.85 million.

Our number of employees increased to 3,311 employees as of June 30, 2022 (including contract personnel which are accounted for under “Other expenses”) from 3,151 employees as of March 31, 2022.

*Finance costs:* Our finance costs were ₹ 238.16 million for the three-month period ended June 30, 2022, primarily comprising of interest on borrowings of ₹ 97.76 million, interest on lease liability of ₹ 129.22 million and other

borrowing costs of ₹ 11.18 million.

*Depreciation and amortization expense:* Our depreciation and amortization expense were ₹ 199.30 million for the three-month period ended June 30, 2022.

*Other expenses:* Our other expenses were ₹ 782.16 million for the three-month period ended June 30, 2022, primarily comprising of consumption of sales promotion expenses of ₹ 353.13 million, advertisement expenses of ₹ 120.84 million, repairs and maintenance expenses of ₹ 89.33 million power and fuel expenses of ₹ 84.22 million, commission expenses of ₹ 43.34 million, business promotion expenses of ₹ 26.28 million, rates and taxes of ₹ 10.65 million, communication expenses of ₹ 8.72 million and carriage outward expenses of ₹ 7.52 million.

*Total tax expenses:* Our total tax expenses were ₹ 144.39 million for the three-month period ended June 30, 2022.

*Profit after tax:* Our profit after tax was ₹ 406.58 million for the three-month period ended June 30, 2022.

### ***Financial Year 2022 compared to Financial Year 2021***

Our results of operations for the Financial Year 2022 were particularly affected by the following factors:

- We had experienced business interruptions during the first quarter of the Financial Year 2022 due to lockdown restrictions imposed by the Government Agencies.
- We could quickly recoup the business losses caused by the said interruptions by implementing timely Covid appropriate measures.
- The new stores set up during the last quarter of Financial Year 2021 have started generating revenues during the Financial Year 2022.

#### *Total Income*

Our total Income increased by 35.72% to ₹ 43,530.71 million for the Financial Year 2022 from ₹ 32,073.68 million for the Financial Year 2021, primarily due to an increase of 34.12% in the sale of products – consumer electronics and durables during the Financial Year 2022, in spite of partial lockdown for a part of the first quarter.

*Revenue from Operations-* Our revenue from operations increased by 35.84% to ₹ 43,493.16 million for the Financial Year 2022 from ₹ 32,018.76 million for the Financial Year 2021, primarily due to increase in the retail sales during the Financial Year 2022 by 35.03%.

*Other income.* Our other income decreased by 31.63% to ₹ 37.55 million for the Financial Year 2022 from ₹ 54.92 million for the Financial Year 2021, primarily due to reduction in rent concessions in Financial Year 2022 which was relatively high during the Financial Year 2021 on account of extended Covid lockdowns.

#### *Total Expenses*

Our total expenses increased by 34.71% to ₹ 42,133.13 million in Financial Year 2022 from ₹ 31,278.06 million in the Financial Year 2021, due to the factors described below:

*Cost of goods sold:* The cost of goods sold is calculated as the sum of purchase of stock-in trade and changes in inventory of stock-in trade. It includes all costs of purchase incurred in bringing the inventories to their present condition and location, subsequent variations in cost or quantities of such purchases and difference between values of stocks at the beginning and ending of the periods reported. Our cost of goods sold increased by 35.70% to ₹ 37,553.87 million in Financial Year 2022 from ₹ 27,673.26 million in the Financial Year 2021.

- *Purchases of stock-in-trade:* Purchases of stock-in-trade increased by 36.56% to ₹ 38,878.39 million for the Financial Year 2022 from ₹ 28,469.14 million for the Financial Year 2021 primarily due to increase in operations during the Financial Year 2022.
- *Changes in inventories of stock-in trade:* Changes in inventories of stock-in-trade increased by 66.42% to ₹ (1,324.52) million for the Financial Year 2022 as compared to ₹ (795.88) million for the Financial Year 2021 on account of increased number of stores and normalization of the business post the pandemic. For the Financial Year 2022, we had an opening inventory of ₹ 4,813.69 million and a closing inventory

of ₹ 6,138.21 million. For the Financial Year 2021, we had an opening inventory of ₹ 4,017.81 million and a closing inventory of ₹ 4,813.69 million.

*Employee benefit expenses:* Employee benefit expenses increased by 28.27% to ₹ 788.03 million for the Financial Year 2022 from ₹ 614.33 million for the Financial Year 2021, primarily due to increase in the manpower on account of new stores and increased support and back-office staff.

Our number of employees increased to 3,151 employees as of March 31, 2022 (including contract personnel which are accounted for under “*Other expenses*”) from 2,632 employees as of March 31, 2021.

*Finance costs:* Our finance costs increased by 18.05% to ₹ 846.14 million for the Financial Year 2022 from ₹ 716.74 million for the Financial Year 2021, primarily as a result of increase in the interest on the lease liabilities, which had gone up due to addition of leasehold properties being taken on lease for setting up of stores and warehouses.

*Depreciation and amortization expense:* Our depreciation and amortization expense increased by 22.68% to ₹ 713.21 million for the Financial Year 2022 from ₹ 581.38 million for the Financial Year 2021, on account of addition of depreciable assets such as Property, Plant and Equipment, other intangible and right of use assets to the tune of ₹ 1,816.74 million during the Financial Year 2022.

*Other expenses:* Our other expenses increased by 31.88% to ₹ 2,231.88 million for the Financial Year 2022 from ₹ 1,692.36 million for the Financial Year 2021, primarily on account of increased sales promotion and advertisement expenses due to normalization of business post the pandemic.

*Total tax expenses:* Our total tax expenses increased by 71.28% to ₹ 358.67 million for the Financial Year 2022 from ₹ 209.41 million for the Financial Year 2021, as a result of an increase in the profit before tax during the Financial Year 2022 by 75.66% as compared to the Financial Year 2021.

*Profit after tax:* Our profit after tax increased by 77.22% to ₹ 1,038.91 million for the Financial Year 2022 from ₹ 586.21 million for the Financial Year 2021, mainly due to normalization of business post the pandemic.

### ***Financial Year 2021 compared to Financial Year 2020***

Our results of operations for the Financial Year 2021 were particularly affected by the following factors:

- We had experienced the loss of business days during the first quarter of the Financial Year 2021 due to lockdown restrictions imposed by the Government Agencies.
- We continued to maintain same level of employee benefit expenses, in spite of adverse conditions and constrained to incur the majority of other fixed overheads.
- We had to liquidate the inventories that remained unmoved due to lockdown restrictions, by offering additional discounts to the customers, which has an impact on the gross margin.
- Our financing costs increased due to interruption of our business operations in the first quarter and the resultant accumulation of stocks.

### ***Total Income***

Our total Income increased by 0.89% to ₹ 32,073.68 million for the Financial Year 2021 from ₹ 31,790.17 million for the Financial Year 2020, primarily due to marginal increase of 1.72% in the sale of products – consumer electronics and durables during the Financial Year 2021, in spite of either complete or partial lockdown for significant part of the first quarter.

*Revenue from Operations-* Our revenue from operations increased by 0.93% to ₹ 32,018.76 million for the Financial Year 2021 from ₹ 31,724.77 million for the Financial Year 2020, primarily due to increase in the retail sales during the Financial Year 2021 by 1.11%.

*Other income.* Our other income decreased by 16.02% to ₹ 54.92 million for the Financial Year 2021 from ₹ 65.40 million for the Financial Year 2020, primarily due to write-back in the Financial Year 2020, of liabilities, which



were time barred and non-recurring in nature.

### *Total Expenses*

Our total expenses increased by 2.25% to ₹31,278.06 million in Financial Year 2021 from ₹30,589.73 million in the Financial Year 2020, due to the factors described below:

**Cost of goods sold:** The cost of goods sold is calculated as the sum of purchase of stock-in trade and changes in inventory of stock-in trade. It includes all costs of purchase incurred in bringing the inventories to their present condition and location, subsequent variations in cost or quantities of such purchases and difference between values of stocks at the beginning and ending of the periods reported. Our cost of goods sold increased by 2.41% to ₹27,673.26 million in Financial Year 2021 from ₹27,022.17 million in the Financial Year 2020.

- *Purchases of stock-in-trade:* Purchases of stock-in-trade increased by 2.55% to ₹28,469.14 million for the Financial Year 2021 from ₹ 27,762.26 million for the Financial Year 2020 primarily due to increase in operations during the Financial Year 2021.
- *Changes in inventories of stock-in trade:* Changes in inventories of stock-in-trade increased by 7.54% to ₹ (795.88) million for the Financial Year 2021 as compared to ₹ (740.09) million for the Financial Year 2020 on account of increased closing inventory during the Financial Year 2021 on account of increased number of stores. For the Financial Year 2021, we had an opening inventory of ₹4,017.81 million and a closing inventory of ₹ 4,813.69 million. For the Financial Year 2020, we had an opening inventory of ₹ 3,277.72 million and a closing inventory of ₹ 4,017.81 million.

**Employee benefit expenses:** Employee benefit expenses increased by 4.78% to ₹ 614.33 million for the Financial Year 2021 from ₹ 586.32 million for the Financial Year 2020, primarily due to increase in the manpower on account of new stores and increased support and back-office staff.

Our number of employees increased to 2,632 employees as of March 31, 2021 (including contract personnel which are accounted for under “*Other expenses*”) from 2,169 employees as of March 31, 2020.

**Finance costs:** Our finance costs increased by 13.10% to ₹ 716.74 million for the Financial Year 2021 from ₹ 633.75 million for the Financial Year 2020, primarily as a result of increase in the interest on the lease liabilities, which had gone up due to addition of leasehold properties being taken on lease for setting up of stores and warehouses.

**Depreciation and amortization expense:** Our depreciation and amortization expense increased by 14.53% to ₹ 581.38 million for the Financial Year 2021 from ₹ 507.62 million for the Financial Year 2020, on account of addition of depreciable assets such as Property, Plant and Equipment, other intangible and right of use assets to the tune of ₹ 1,591.88 million during the Financial Year 2021.

**Other expenses:** Our other expenses decreased by 8.02% to ₹ 1,692.36 million for the Financial Year 2021 from ₹ 1,839.87 million for the Financial Year 2020, primarily on account of lesser expenses towards sales promotion, business promotion and advertisement in the wake of partial and complete lock-down and loss of business days in the pandemic.

**Total tax expenses:** Our total tax expenses decreased by 31.50% to ₹ 209.41 million for the Financial Year 2021 from ₹ 305.71 million for the Financial Year 2020, as a result of reduction in the profit before tax during the Financial Year 2021 by 29.08% as compared to the Financial Year 2020.

**Profit after tax:** Our profit after tax decreased by 28.17% to ₹ 586.21 million for the Financial Year 2021 from ₹ 816.08 million for the Financial Year 2020, mainly due to business interruptions caused due to restrictions imposed by the Central Government of India during the first quarter of the Financial Year 2021.

### **Total Assets**

Our total assets increased by 13.05% to ₹ 15,235.27 million in Financial Year 2021 from ₹ 13,476.01 million in Financial Year 2020, primarily due to increase in purchase of property, plant and equipment, right-of-use assets, inventories and other current assets.

Our total assets increased by 19.77% to ₹ 18,247.42 million in Financial Year 2022 from ₹ 15,235.27 million in Financial Year 2021, primarily due to increase in right-of-use assets, capital work-in-progress and inventories.

## Cash Flows

The following table sets forth our cash flows for the periods indicated:

(₹ in million)

Particulars	For the three-month period ended June 30, 2022	Financial Year		
		2022	2021	2020
Net cash generated from/(used in) operating activities	2,830.32	1,215.99	640.14	360.06
Net cash generated/(used in) investing activities	(1,503.13)	(678.51)	(599.45)	(703.49)
Net cash generated/(used in) financing activities	(1,474.19)	(543.70)	(561.21)	706.43
Cash and Cash Equivalents at the end of the year / period	196.99	343.99	350.21	870.73

## Operating Activities

### Three-month period ended June 30, 2022

Net cash generated from operating activities was ₹ 2,830.32 million for the three month period ended June 30, 2022. While our profit before tax was ₹ 550.97 million for the three month period ended June 30, 2022, we had an operating cash inflow before working capital changes and tax of ₹ 964.25 million, primarily as a result of cash sales and timely settlement of dues against the credit card/debit card transactions and consumer finance amounts by Banks and NBFCs. Our changes in working capital for the quarter ended June 30, 2022, primarily consisted of decrease in inventories on account of lower inventories in off peak seasons and Other Current Assets and Trade Receivables.

### Financial Year 2022

Net cash generated from operating activities was ₹ 1,215.99 million for the Financial Year 2022. While our profit before tax was ₹ 1,397.58 million for the Financial Year 2022, we had an operating cash inflow before working capital changes and tax of ₹ 2,923.34 million, primarily as a result of primarily as a result of increased sales volumes and timely settlement of dues against the credit card/debit card transactions and consumer finance amounts by Banks and NBFCs. Our changes in working capital for the Financial Year 2022 primarily consisted of increase in Inventories and Trade Payables and decrease in Other Assets and Financial Liabilities.

### Financial Year 2021

Net cash generated from operating activities was ₹ 640.14 million for the Financial Year 2021. While our net profit before tax was ₹ 795.62 million for the Financial Year 2021, we had an operating cash inflow before working capital changes and tax of ₹ 2,099.18 million, primarily as a result of cash sales and timely settlement of dues against the credit card/debit card transactions and consumer finance amounts by Banks and NBFCs. Our changes in working capital for the Financial Year 2021 primarily consisted of increase in Inventories, Other Current Assets and Trade Receivables.

### Financial Year 2020

Net cash generated from operating activities was ₹ 360.06 million for the Financial Year 2020. While our net profit before tax was ₹ 1,121.79 million for the Financial Year 2020, we had an operating cash inflow before working capital changes and tax of ₹ 2,317.60 million, primarily as a result of cash sales and timely settlement of dues against the credit card/debit card transactions and consumer finance amounts by banks and NBFCs. Our changes in working capital for the Financial Year 2020 primarily consisted of increase in inventories and other current assets and decrease in trade payables.

## Investing Activities

For the three month period ended June 30, 2022, net cash used in the investing activities was ₹ 1,503.13 million,

primarily on account of purchase of property, plant and equipment, including intangible assets.

Net cash used in the investing activities was ₹ 678.51 million in the Financial Year 2022, primarily on account of purchase of property, plant and equipment, including intangible assets.

Net cash used in the investing activities was ₹ 599.45 million in the Financial Year 2021, primarily on account of purchase of property, plant and equipment, including intangible assets.

Net cash used in the investing activities was ₹ 703.49 million in the Financial Year 2020, primarily on account of purchase of property, plant and equipment, including intangible assets.

### **Financing Activities**

For the three month period ended June 30, 2022, net cash used in financing activities was ₹ 1,474.19 million, primarily consisting of payment of interest and repayment of loans.

Net cash used in financing activities was ₹ 543.70 million for the Financial Year 2022, primarily consisting of payment of interest and payment of lease liabilities.

Net cash used in financing activities was ₹ 561.21 million for the Financial Year 2021, primarily consisting of payment of interest and payment of lease liabilities.

Net cash generated from financing activities was ₹ 706.43 million for the Financial Year 2020, primarily consisting of proceeds from the short-term borrowings.

### **Indebtedness**

The following table sets forth certain information relating to outstanding indebtedness as of August 31, 2022:

<i>(in ₹ million)</i>		
<b>Category of borrowing</b>	<b>Sanctioned amount as of August 31, 2022</b>	<b>Outstanding amount as of August 31, 2022</b>
<b>Secured loans</b>		
Term loans*%&	2,540.87	1,969.21
Overdraft (fund based) (Including WCDL of Rs 200 million which is sub limit of Overdraft) %	200.00	0.00
Cash Credit (Including WCDL of Rs 2,600 million which is sub limit of cash credit)	4,000.00	1,687.15 <sup>@</sup>
Bank Guarantee (Sub limit of cash credit facility)	(100.00)	(30.60)
Seasonal Cash Credit	500.00	0.00
Trade Advance	250.00	133.51
Purchase Invoice Financing	250.00	0.00
Short Term Revolving Line#	995.80	995.70
<b>A) Total of Secured Loans</b>	<b>8,736.67</b>	<b>4,785.57</b>
<b>Unsecured</b>		
Trade Advance facility <sup>\$</sup>	1,000.00	308.00
Retail Finance facility	2,000.00 <sup>^</sup>	1,032.53
<b>B) Total of Unsecured Loans</b>	<b>3,000.00</b>	<b>1,340.53</b>
<b>Total (A+B)</b>	<b>11,736.67</b>	<b>6,126.10</b>

The details above have been certified by Komandoor & Co LLP, Chartered Accountants pursuant to certificate dated September 15, 2022.

\*HDFC Bank Limited vide its sanction letter dated June 10, 2021 has taken over the term loans sanctioned by Bajaj Finance Limited amounting to ₹ 674.87 million.

<sup>\$</sup>The Promoters, Pavan Kumar Bajaj and Karan Bajaj are co-borrowers in the trade advance facility availed from IDFC First Bank Limited @The amount of ₹ 1,687.15 million includes Bank Guarantee (Non-Fund Limit) utilized by the company to the extent of ₹ 30.60 million which is not crystalized as on August 31, 2022.

<sup>^</sup>As per sanction letter dated June 8, 2022, the amount sanctioned by BFL is ₹ 1,750 Million. However, the Company has signed a dealer facility agreement with Bajaj Finance Limited dated February 28, 2020, which provides an outer limit of Retail Finance Facility of ₹ 2,000 million without any inner limit.

& Out of the term loans amounting to ₹400 million and ₹1,200 million sanctioned by Axis Bank Limited and ICICI Bank Limited, respectively, our Company has drawn down only an amount of ₹200 million and ₹ 961.80 million, respectively until August 31, 2022.

% In accordance with the sanction letter dated May 9, 2022 issued by ICICI Bank Limited, our Company has availed a total facility amounting to ₹ 1,400 million, comprising a rupee term loan amounting to ₹ 1,200 million and an overdraft facility (including a working capital demand loan) amounting to ₹ 200 million. In accordance with the sanction letter, our Company is required to secure the rupee term loan and the working capital facility sanctioned by the lender by creating a (i) first and second charge over the commercial properties, being the new stores, which are to be opened using the proceeds of the loan, (ii) charge over debt service reserve account; and (iii) second charge over other real estate properties and cash collateral to cover any shortfall for the term loan facility. Our Company has created a charge over the debt service reserve account, for the rupee term loan amounting to ₹ 1,200 million in favour of the lender and made the necessary filings for the same and once a charge is created over the immovable properties, we will file the relevant form filings to modify the existing charge filed with the RoC. However, our Company is yet to create a charge and file the relevant form filings in relation to the overdraft facility (including a working capital demand loan) amounting to ₹ 200 million availed from the lender.

## Commitments

The Group has contractually committed (net of advances) ₹613.91 million as at June 30, 2022; ₹1,281.95 million as at March 31, 2022; ₹23.72 million as at March 31, 2021; ₹30.00 million as at March 31, 2020, for purchase of property, plant and equipment.

## Contingent Liabilities

The following table sets forth certain information relating to our contingent liabilities which have not been provided for, as of June 30, 2022:

Particulars	As at June 30, 2022
Claims against our Company not acknowledged as debts	13.24
<b>Total</b>	<b>13.24</b>

*(₹ in million)*  
**Note:** The Company has received an order from the National Anti-Profiteering Authority of the Central Goods and Services Tax Act, 2017 during the year ended 31 March 2021 demanding an amount of ₹3.43 million alleging certain non-compliances with the anti-profiteering regulations of the Goods and Services Act, 2017. For further details, see "Financial Statements – Note: 32: Contingent Liabilities" on page 262.

## Debt/Equity Ratio:

Our long-term debt/equity ratio was 0.26, 0.10, 0.15 and 0.17 as of June 30, 2022, March 31, 2022, March 31, 2021 and March 31, 2020, respectively, while our total debt/equity ratio was 0.75, 1.00, 1.11 and 1.20 as of June 30, 2022, March 31, 2022, March 31, 2021 and March 31, 2020, respectively.

“Long term debt” represents the sum of long-term borrowings and current maturities of long-term borrowings.

“Total debt” represents the sum of long-term borrowings, short term borrowings and current maturities of long-term borrowings.

“Equity” represents the sum of the paid-up share capital and reserves and surplus.

## Historical Capital Commitments:

We have made additions to property, plant and equipment towards land, buildings, plant and equipment, furniture and fixtures, vehicles, office equipment, electrical installations, computers and data processing units, leasehold improvements and other equipment's to the tune of ₹ 1,587.29 million, ₹ 259.28 million, ₹ 709.73 million and ₹ 706.94 million for the three month period ended June 30, 2022 and during the Financial Years 2022, 2021 and 2020, respectively.

## Capital Expenditure:

Our capital expenditures primarily relate to the acquisition of land and buildings. For the three month period ended June 30, 2022, Financial Years 2022, 2021 and 2020, our restated capital expenditures relating to land and buildings amounted to ₹ 1,473.50 million, ₹ 14.93 million, ₹ 343.05 million and ₹ 388.26 million, respectively. The following table sets forth the gross block of our property, plant and equipment as at the end of each Financial Year:

(₹ in million)

Particulars	Financial Year			For the three-month period ended June 30, 2022
	2020	2021	2022	
Land	467.33	501.25	503.35	1,956.78
Buildings	1,051.90	1,361.03	1,373.86	1,393.93
Plant and equipment	51.44	63.93	70.20	72.17
Furniture and fixtures	216.08	284.57	320.64	343.87
Vehicles	77.42	102.28	107.61	107.61
Office equipment	48.69	67.26	84.20	87.68
Electrical installations and equipment	101.47	142.57	165.09	182.05
Computers and data processing units	21.01	34.37	49.27	49.94
Leasehold improvements	421.42	609.23	751.55	819.03
Other equipment	0.01	0.01	0.01	0.01
<b>Total</b>	<b>2,456.77</b>	<b>3,166.50</b>	<b>3,425.78</b>	<b>5,013.07</b>

### Credit Ratings

The credit ratings received by our Company on July 15, 2022 are as follows:

Nature of debt instruments	Rating agency	Credit Ratings
Fund-based working capital limits	India Ratings & Research	IND A-/Stable/IND A2+
Term loans	India Ratings & Research	IND A-/Stable

### Related Party Transactions

We have engaged in the past, and may engage in the future, in transactions with related parties. All the transactions with related parties are in compliance with the Companies Act, 2013, SEBI Listing Regulations, relevant accounting standards and other statutory compliances. For details of our related party transactions, see “*Financial Statements -Restated Consolidated Financial Information –Note – 34 – Related party disclosures*” on page 263.

### Off-Balance Sheet Commitments and Arrangements

We do not have any off-balance sheet arrangements, derivative instruments, swap transactions or relationships with affiliates or other unconsolidated entities or financial partnerships that would have been established for the purpose of facilitating off-balance sheet arrangements.

### Quantitative and Qualitative Disclosures about Market Risk

We are exposed to various types of market risks during the normal course of business such as interest rate risk, credit risk, liquidity risk and cash management risk.

#### (a) Market risk

Market risk is the risk that the fair value of future cash flows of a financial instrument will fluctuate because of changes in market prices. Market risk for the Group comprises primarily of interest risk. Financial instruments affected by market risk include loans and borrowings. The sensitivity analysis in the following sections relate to the position as at 30 June 2022, 31 March 2022, 31 March 2021 and 31 March 2020 .

The analysis exclude the impact of movements in market variables on: the carrying values of gratuity and other post-retirement obligations; provisions; and the non-financial assets.

The following assumptions have been made in calculating the sensitivity analysis:

(1) The sensitivity of the relevant profit or loss item is the effect of the assumed changes in respective market risks. This is based on the financial assets and financial liabilities held as at 30 June 2022, 31 March 2022, 31 March 2021 and 31 March 2020 .

### Interest rate risk

Interest rate risk is the risk that the fair value or future cash flows of a financial instrument will fluctuate because of changes in market interest rates. The Group's variable rate borrowing is subject to interest rate risk. Below is the details of exposure to variable rate instruments:

(₹ in million)

Particulars	For the three month period ended June 30, 2022	As at 31 March		
		2,022	2021	2020
<b>Fixed rate instruments</b>				
Financial liabilities	1,746.06	2,632.76	2,083.47	1,945.12
<b>Variable rate instruments</b>				
Financial liabilities	3,013.05	3,303.65	3,395.98	3,260.33

The following table demonstrates the sensitivity to a reasonably possible change in interest rates on that portion of borrowings affected. With all other variables held constant, the group's profit before tax (PBT) is affected through the impact on floating rate borrowings, as follows:

(₹ in million)

Particulars*	For the three month period ended June 30, 2022	For the year ended 31 March		
		2022	2021	2020
Interest rates increase by 100bps - PBT decreases by	7.53	33.04	33.96	32.60
Interest rates decrease by 100bps - PBT increases by	(7.53)	(33.04)	(33.96)	(32.60)
* Holding all other variables constant.				

### (b) Credit risk

Credit risk is the risk of loss that may arise on outstanding financial instruments when a counterparty defaults on its obligations. The Group's exposure to credit risk arises primarily from loans extended, security deposits, balances with bankers and trade and other receivables. The Group's objective is to seek continual revenue growth while minimising losses incurred due to increased credit risk exposure. The credit risk has always been managed by the group through credit approvals, establishing credit limits, and continuously monitoring the credit worthiness of the customers to whom the group grants credit terms in the normal course of business. Outstanding customer receivables are regularly monitored.

#### Exposure to credit risk:

At the end of the reporting period, the Company's maximum exposure to credit risk is represented by the carrying amount of each class of financial assets recognised in the statement of financial position. No other financial assets carry a significant exposure to credit risk.

#### Credit risk concentration profile:

At the end of the reporting period, there were no significant concentrations of credit risk. The maximum exposures to credit risk in relation to each class of recognised financial assets is represented by the carrying amount of each financial assets as indicated in the balance sheet.

#### Financial assets that are neither past due nor impaired:

None of the Group's cash and bank balances, loans, security deposits were past due or impaired as at respective year end. Trade and other receivables including loans that are neither past due nor impaired are from various individual customers and reputed financial institutions.

#### Financial assets that are either past due or impaired:

The Group doesn't have any significant trade receivables or other financial assets which are either past due or impaired. The Group's exposure to credit risk is influenced mainly by the individual characteristics of each customer. However, the management also evaluates the factors that may influence the credit risk of its customer base, including the default risk. The management has established a credit policy, procedures and controls relating to customer credit risk management under which each new customer is analysed individually for creditworthiness before the group's standard payment and delivery terms and conditions are offered. The Group's receivables turnover is quick and historically, there was no significant default on account of trade and other receivables. An impairment analysis is performed at each reporting date on an individual basis. In addition, a large number of minor receivables are grouped into homogenous groups and assessed for impairment collectively. The Group has used a practical expedient by computing the expected credit loss allowance for trade receivables based on a provision matrix. The provision matrix takes into account historical credit loss experience and is adjusted for forward looking information.

### Financial instruments and cash deposits

Credit risk from balances with banks is managed by the Group's finance team in accordance with the group's policy. Investments of surplus funds are made only with approved and reputed banks and within credit limits assigned to each bank. The amounts invested and details of relevant banks are reviewed by the Group's Board of directors on annual basis.

#### (c) Liquidity risk

Liquidity risk is the risk that the Group will not be able to meet its financial obligations as they become due. The group manages its liquidity risk by ensuring, as far as possible, that it will always have sufficient liquidity to meet its liabilities when due, under both normal and stressed conditions, without incurring unacceptable losses or risk to the Group's reputation.

Management monitors rolling forecasts of the Group's liquidity position (comprising the undrawn borrowing facilities) and cash and cash equivalents on the basis of expected cash flows. This is generally carried out by the group in accordance with practice and limits set by the management.

The table below summarises the maturity profile of the Company's financial liabilities based on contractual undiscounted payments:

*(₹ in million)*

Particulars	For the three month period ended June 30, 2022	As at 31 March		
		2022	2021	2020
<b>Less than 1 year</b>				
- Borrowings	3,320.58	5,384.77	4,858.15	4,575.75
- Trade payables	245.31	248.06	75.86	66.62
- Lease liability	779.47	757.24	579.38	484.74
- Other financial liabilities	367.99	324.71	358.22	239.61
<b>1 to 2 years</b>				
- Borrowings	225.35	72.75	64.13	91.16
- Lease liability	775.29	760.54	587.20	485.92
<b>2 to 5 years</b>				
- Borrowings	711.41	250.82	234.38	238.35
- Lease liability	2,270.26	2,250.64	1,727.10	1,445.45
<b>More than 5 years</b>				
- Borrowings	501.77	228.07	322.79	300.19
- Lease liability	5,749.88	5,817.52	4,600.05	4,101.20

#### (d) Excessive risk concentration

Concentrations arise when a number of counterparties are engaged in similar business activities, or activities in the same geographical region, or have economic features that would cause their ability to meet contractual

obligations to be similarly affected by changes in economic, political or other conditions. Concentrations indicate the relative sensitivity of the group's performance to developments affecting a particular industry.

In order to avoid excessive concentrations of risk, the Group's policies and procedures include specific guidelines to focus on the maintenance of a diversified portfolio. Identified concentrations of credit risks are controlled and managed accordingly.

#### **Unusual or Infrequent Events or Transactions**

Except the impact of COVID-19 on our results of operations and financial condition as described in this Red Herring Prospectus, to our knowledge, there have been no unusual or infrequent events or transactions that have in the past or may in the future affect our business operations or future financial performance.

#### **Significant Economic Changes that Materially affect or are likely to affect Income from Continuing Operations**

Our business has been subject, and we expect it to continue to be subject, to significant economic changes that materially affect or are likely to affect our income from continuing operations identified above in "Factors Affecting our Results of Operations" and the uncertainties described in "Risk Factors" on page 27.

#### **Known Trends or Uncertainties**

Our business has been subject, and we expect it to continue to be subject, to significant economic changes arising from the trends identified above in "Factors affecting our Results of Operations" and the uncertainties described in "Risk Factors" on page 27. To our knowledge, except as discussed in this Red Herring Prospectus, there are no known trends or uncertainties that have or had or are expected to have a material adverse impact on revenues or income of our Company from continuing operations.

#### **Future Relationship between Cost and Revenue**

Other than as described in "Risk Factors", "Our Business" and "Management's Discussion and Analysis of Financial Condition and Results of Operations" on pages 27, 156 and 274, respectively, to our knowledge there are no known factors that may adversely affect our business prospects, results of operations and financial condition.

#### **New Products or Business Segments**

Other than as disclosed in this section and in "Our Business" on page 156, there are no new products or business segments that have or are expected to have a material impact on our business prospects, results of operations or financial condition.

#### **Dependence on a Few Customers and Few Suppliers**

Our Company derives most of its revenues from the sale of products from limited number of brands. For the three-month period ended June 30, 2022, the revenue from our top five brands was ₹ 8,031.25 million which was 61.20% of our revenue from sale of products – consumer electronics and durables and for Fiscal 2022, the revenue from our top five brands was ₹ 24,992.37 million which was 61.52% of our revenue from sale of products – consumer electronics and durables and for the year ended March 31, 2021, it was ₹ 19,638.98 million which was 64.84% of our revenue from sale of products – consumer electronics and durables, for the year ended March 31, 2020, it was ₹ 19,380.62 million which was 65.09% of our revenue from sale of products – consumer electronics and durables. See "Risk Factors – A large part of our revenues is dependent on top five brands. The loss of any of our major brands or a decrease in the supply or volume from such brands, will materially and adversely affect our revenues and profitability" on page 32.

#### **Seasonality of Business**

We are impacted by seasonal variations in sales volumes, which may cause our revenues to vary significantly between different quarters in a Financial Year. Typically, we see an increase in our business during the festive periods in India, i.e., season (September – November) and the summer season (April – June). Therefore, our results of operations and cash flows across quarters in a Financial Year may not be comparable and any such comparisons



may not be meaningful or may not be indicative of our annual financial results or our results in any future quarters or periods. See “Risk Factors – Our business is subject to seasonal and cyclical volatility which may adversely affect our business” on page 46.

### Competitive Conditions

We operate in a competitive environment. Please refer to “Our Business”, “Industry Overview” and “Risk Factors” on pages 156, 112 and 27, respectively for further information on our industry and competition.

### Recent Accounting Pronouncements

As of the date of this Red Herring Prospectus, there are no recent accounting pronouncements which would have a material effect on our financial condition or results of operations.

### Summary of reservations or qualifications or adverse remarks of auditors

There are no reservations, qualifications or adverse remarks or matters of emphasis in the Audit Reports (including the Companies (Auditor’s Report) Order, 2016) except for the following:

Audit Qualifications in Annexure to Auditor’s report, which do not require any corrective adjustments in the Restated Consolidated Financial Information-

#### For the year ended 31 March 2022

#### Clause (i) (c) of CARO 2020 Order

The title deeds of all the immovable properties held by the Company (other than properties where the Company is the lessee and the lease agreements are duly executed in favour of the lessee) disclosed in the financial statements are held in the name of the Company, except for the immovable properties referred below which were acquired by the Company pursuant to the conversion of partnership firm viz Bajaj Electronics, with effect from 10 September 2018. Management has taken necessary steps and presently in the process of incorporating the Company’s name in the title deeds of these immovable properties.

Description of property	Gross carrying value	Held in name of	Whether promoter, director or their relative or employee	Period held	Reason for not being held in name of company
Land	16.80	Pavan Kumar Bajaj	Promoter	10 September 2018	Immovable properties referred above were acquired by the Company pursuant to the conversion of partnership firm viz Bajaj Electronics, with effect from 10 September 2018. Management has taken necessary steps and presently in the process of incorporating the Company’s name in the title deeds of these immovable properties. During the year ended 31 March 2022, management has completed the name change in respect of title deeds amounting to ₹147.50 million.
Buildings	61.63				
Land	50.54	M/s Bajaj Electronics	Erstwhile Partnership Firm		
Buildings	114.97				
Land	127.20	M/s Bajaj Electronics, Pavan Kumar Bajaj & Karan Bajaj	Erstwhile Partnership Firm & Promoters		
Buildings	88.23				

#### Clause (ii) (b) of CARO 2020 Order

The Company has a working capital limit in excess of ₹50 million sanctioned by banks and financial institutions based on the security of current assets. The quarterly statements, in respect of the working capital limits have been

filed by the Company with such banks and financial institutions and such statements are in agreement with the books of account of the Company for the respective periods, except for the following:

Name of the Bank / financial institution	Quarter ended	Working capital limit sanctioned	Nature of current assets reported to Bank	Amount as per books of account	Amount disclosed as per statements	Difference	Remarks/ reason, if any
HDFC Bank Limited	30 June 2021	4,250.00	Inventories	4,559.19	4,554.34	4.85	Refer Note Below
			Trade Receivables	814.38	184.17	630.21	
			Net Advances	254.59	3,239.56	(2,984.97)	
HDFC Bank Limited	30 September 2021	4,250.00	Inventories	5,974.52	6,792.69	(818.17)	
			Trade Receivables	785.44	424.21	361.23	
			Net Advances	498.31	288.25	210.06	
Bajaj Finance Limited	30 September 2021	1,745.80	Inventories	5,974.52	6,792.69	(818.17)	
			Trade Receivables	785.44	424.21	361.23	
			Net Advances	498.31	288.25	210.06	

Notes:

- For the purpose of reporting under this clause, management has provided disclosures only with respect to information on trade receivables, inventories and net advances advances to vendors less trade payable furnished to the lenders. The details of disagreement between current assets as furnished to the lenders and as per books as disclosed below, mainly attributed to the use of estimated information prior to completion of all the book closure activities such as accrual of incentives, valuation of inventories, recording cut-off related adjustments etc. In order to avoid such differences, management has sought and obtained extension of due date by 7 days to provide relevant and accurate current assets details to the bankers with effect from the quarter ended 31 December 2021. Further, the audited information of current assets matching with the books of account as at 31 March 2021 and 2020 were also furnished to the lenders subsequent to quarterly submissions. HDFC Bank Limited and Bajaj Finance Limited (from the quarter ended 30 September 2021) have been considered as lenders for the purpose of this disclosure.
- Working capital facility availed from HDFC Bank has been secured against all the current assets of the Company, though management is required to furnish information only of trade receivables, inventories and net advances advances to vendors less trade payable to the Bank as per the specific requirement as mentioned in the sanction letter.
- Working capitals facility availed from Bajaj Finance Limited is secured against book debts and stocks only (out of total current assets).

#### Clause (vii) (b) of CARO 2020 Order

The dues outstanding in respect of income-tax, duty of customs and goods and service tax on account of any dispute, are as follows:

Name of the statute	Nature of dues	Amount	Amount paid under Protest	Period to which the amount relates	Forum where dispute is pending
Goods and Service Tax	Goods and Service Tax	3.43	1.46	1 January 2019 to 30 June 2019	High Court, New Delhi

#### For the year ended March 31, 2021

#### Clause (i) (c) of CARO 2016 Order:

The title deeds of all the immovable properties (which are included under the head 'Property, plant and equipment') are held in the name of Electronics Mart India Limited (the 'Company') except for the following properties which were transferred as a result of conversion of partnership firm into the Company as stated in note 4 to the restated consolidated financial information wherein the title deeds are in the name of the erstwhile firm:

Nature of Property	Total number of cases	Whether leasehold /freehold	As at March 31, 2021 (₹ in million)		Remarks
			Gross carrying amount	Net carrying amount	
Land	Multiple	Freehold	233.18	233.18	None
Building	Multiple	Freehold	373.69	353.33	None

**Clause (vii) (a) of CARO 2016 Order:**

Undisputed statutory dues including provident fund, employees' state insurance, income-tax, goods and service tax, duty of customs, cess and other material statutory dues, as applicable, have not been regularly deposited to the appropriate authorities and there have been significant delays in a large number of cases. Further, no undisputed amounts payable in respect thereof were outstanding at the year-end for a period of more than six months from the date they become payable.

**Clause (vii) (b) of CARO 2016 Order:**

The dues outstanding in respect of income-tax, duty of customs and goods and service tax on account of any dispute, are as follows:

Name of the statute	Nature of dues	Amount (₹ in million)	Amount paid under protest* (₹ in million)	Period to which the amount relates	Forum where dispute is pending
Goods and Service Tax	Goods and Service Tax	3.43	1.46	1 January 2019 to 30 June 2019	High Court, New Delhi

\* Paid subsequent to 31 March 2021.

**For the year ended 31 March 2020**

**Clause (i) (c) of CARO 2016 Order:**

The title deeds of all the immovable properties (which are included under the head 'Property, plant and equipment') are held in the name of Electronics Mart India Limited (the 'Company') except for the following properties which were transferred as a result of conversion of partnership firm into the Company as stated in note 4 to the restated consolidated financial information wherein the title deeds are in the name of the erstwhile firm:

Nature of Property	Total number of cases	Whether leasehold /freehold	As at 31 March 2020 (₹ in million)		Remarks
			Gross carrying amount	Net carrying amount	
Land	Multiple	Freehold	320.86	320.86	None
Building	Multiple	Freehold	683.39	634.17	None

**Clause (vii) (a) of CARO 2016 Order**

Undisputed statutory dues including provident fund, employees' state insurance, income-tax, goods and service tax, duty of customs, cess and other material statutory dues, as applicable, have not been regularly deposited to the appropriate authorities and there have been significant delays in a large number of cases. Further, no undisputed amounts payable in respect thereof were outstanding at the year-end for a period of more than six months from the date they become payable.

**Clause (viii) of CARO 2016 Order**

There are no loans or borrowings payable to government and no dues payable to debenture-holders. The Company has not defaulted in repayment of loans/borrowings to financial institutions during the year. The Company has defaulted in repayment of loans/borrowings to the following banks:

Particulars	Amount of default (₹ in million)	Period of default (in days)	Remarks, if any
In case of Banks:			
- HDFC Bank Limited	1.19	2	None
	1.71	8	None

<b>Particulars</b>	<b>Amount of default (₹ in million)</b>	<b>Period of default (in days)</b>	<b>Remarks, if any</b>
	0.92	33	None
- Kotak Mahindra Bank Limited	2.55	3	None

No circumstances have arisen since June 30, 2022, that are materially or likely to affect, our operations or profitability, or the value of our assets within the next 12 months.

## FINANCIAL INDEBTEDNESS

Our Company has availed loans in the ordinary course of business for meeting our working capital requirement and for acquiring properties. Our Company has obtained the necessary consents required under the relevant loan documentation for undertaking activities, including change in our capital structure and change in our Articles of Association and Memorandum of Association. For details in relation to the borrowing powers of the Company, please see the section entitled “Our Management – Borrowing Powers” on page 197. For risks relating to the same, please refer to “Risk Factors – Our agreements with various banks for financial arrangements contain restrictive covenants for certain activities and if we are unable to get their approval, it might restrict our scope of activities and impede our growth plans” at page 47 of this Red Herring Prospectus.

The details of aggregate indebtedness of our Company as on August 31, 2022 are provided below:

### *Facilities availed directly by our Company*

*(in ₹ million)*

Category of borrowing	Sanctioned amount as of August 31, 2022	Outstanding amount as of August 31, 2022
<b>Secured loans</b>		
Term loans*%&	2,540.87	1,969.21
Overdraft (fund based) (Including WCDL of Rs 200 million which is sub limit of Overdraft) %	200.00	0.00
Cash Credit (Including WCDL of Rs 2,600 million which is sub limit of cash credit)	4,000.00	1,687.15 <sup>@</sup>
Bank Guarantee (Sub limit of cash credit facility)	(100.00)	(30.60)
Seasonal Cash Credit	500.00	0.00
Trade Advance	250.00	133.51
Purchase Invoice Financing	250.00	0.00
Short Term Revolving Line#	995.80	995.70
<b>A) Total of Secured Loans</b>	<b>8,736.67</b>	<b>4,785.57</b>
<b>Unsecured</b>		
Trade Advance facility <sup>\$</sup>	1,000.00	308.00
Retail Finance facility	2,000.00 <sup>^</sup>	1,032.53
<b>B) Total of Unsecured Loans</b>	<b>3,000.00</b>	<b>1,340.53</b>
<b>Total (A+B)</b>	<b>11,736.67</b>	<b>6,126.10</b>

The details above have been certified by Komandoor & Co LLP, Chartered Accountants pursuant to certificate dated September 15, 2022.

\*HDFC Bank Limited vide its sanction letter dated June 10, 2021 has taken over the term loans sanctioned by Bajaj Finance Limited amounting to ₹ 674.87 million.

\$The Promoters, Pavan Kumar Bajaj and Karan Bajaj are co-borrowers in the trade advance facility availed from IDFC First Bank Limited @The amount of ₹ 1,687.15 million includes Bank Guarantee (Non-Fund Limit) utilized by the Company to the extent of ₹ 30.60 million which is not crystallized as on August 31, 2022.

<sup>^</sup>As per sanction letter dated June 8, 2022, the amount sanctioned by BFL is ₹ 1,750 Million. However the Company has signed a dealer facility agreement with Bajaj Finance Limited dated February 28, 2020, which provides an outer limit of Retail Finance Facility of ₹ 2,000 million without any inner limit.

<sup>&</sup>Out of the term loans amounting to ₹400 million and ₹1,200 million sanctioned by Axis Bank Limited and ICICI Bank Limited, respectively, our Company has drawn down only an amount of ₹200 million and ₹ 961.80 million, respectively until August 31, 2022.

<sup>%</sup>In accordance with the sanction letter dated May 9, 2022 issued by ICICI Bank Limited, our Company has availed a total facility amounting to ₹ 1,400 million, comprising a rupee term loan amounting to ₹ 1,200 million and an overdraft facility (including a working capital demand loan) amounting to ₹ 200 million. In accordance with the sanction letter, our Company is required to secure the rupee term loan and the working capital facility sanctioned by the lender by creating a (i) first and second charge over the commercial properties, being the new stores, which are to be opened using the proceeds of the loan, (ii) charge over debt service reserve account; and (ii) second charge over other real estate properties and cash collateral to cover any shortfall for the term loan facility. Our Company has created a charge over the debt service reserve account, for the rupee term loan amounting to ₹ 1,200 million in favour of the lender and made the necessary filings for the same and once a charge is created over the immovable properties, we will file the relevant form filings to modify the existing charge filed with the RoC. However, our Company is yet to create a charge and file the relevant form filings in relation to the overdraft facility (including a working capital demand loan) amounting to ₹ 200 million availed from the lender.

### **Principal terms of our borrowings:**

Our Company has availed credit facilities from (i) HDFC Bank Limited which include cash credit facility, bank guarantee, seasonal cash credit facility, purchase invoice financing facility, WCDL (Sub limit to Cash Credit) (ii) trade advance facility and from Bajaj Finance Limited which include short term revolving line facility; and (iii) overdraft facility from ICICI Bank Limited which includes a working capital demand loan as a sub-limit of the

said facility. (collectively “**Working Capital Facilities**”). We have also availed long term loans against properties from HDFC Bank Limited and Bajaj Finance Limited and a rupee term loan facility from ICICI Bank Limited and a term loan from Axis bank Limited (“**Term Loans**”). In addition to above, our Company has also availed retail finance facilities from Bajaj Finance Limited and trade advance facility from IDFC First Bank Limited (“**Short Term Facilities**”) which are unsecured in nature.

1. **Interest:** The interest rate for Term Loans and certain Working Capital Facilities availed from HDFC Bank Limited (being cash credit, purchase invoice financing, WCDL sub limit of cash credit and seasonal cash credit) vary and are typically linked to the prevalent marginal cost of fund based lending rates (“**MCLR**”) and spread per annum, whereas for bank guarantee and trade advance facilities is fixed in nature and is charged at 2% in the form of commission and 9.75% per annum, respectively. The interest rate for the Working Capital Facilities and Term Loan availed from Bajaj Finance Limited is typically linked to bajaj finance prime lending rate (“**BF PLR**”) and a spread per annum with annual reset. Further, the interest rate for Retail Finance Facilities availed from Bajaj Finance Limited is charged at 12.25% with a rebate varying from 0.25% to 3.75% based on utilisation and tranche tenure of 50 days, whereas interest rate for the facilities from IDFC First Bank Limited is fixed in nature and is charged at 9.50% with tranche tenure of 45 days. The interest rate for the Working Capital Facilities and Term Loan availed from ICICI Bank Limited is typically linked to six monthly or one-year MCLR and a spread per annum in addition to the applicable interest tax and statutory levy on the outstanding principal amount. The interest rate for Term Loan availed from Axis Bank Limited is typically linked to the one-year MCLR and spread of 0.60% per annum, with annual reset.
2. **Prepayment:** The terms of certain facilities availed by our Company typically have prepayment provisions which allow for prepayment of the outstanding loan amount, subject to payment of prepayment penalties and such other conditions as laid down in the facility agreements. We are liable to pay a charge at the rate of 2% levied on the principal amount outstanding for Term Loans or on the limits sanctioned for Working Capital Facilities availed from HDFC Bank Limited, in the event the said facilities are taken over by another bank during the tenor of the loan. In case of Term Loans availed from Bajaj Finance Limited, our Company is liable to pay 2% to 4% plus applicable taxes and cess of the principal amount of loan prepaid as on the date of such prepayment. For the Term Loan availed from ICICI Bank Limited, our Company is liable to pay a prepayment penalty ranging from 0.25% to 1% on principal amount proposed to be prepaid. In case of Term Loan availed from Axis Bank Limited, our Company is liable to pay a prepayment penalty of 1% on principal amount proposed to be prepaid, except in certain circumstances such as prepayment made from internal accruals or proceeds of this Issue or on the written instructions of the lender, *etc.* For the Working Capital Facilities and Term Loan availed from Bajaj Finance Limited, we are required to provide a prior written notice before prepaying the loan and make payment of a prepayment premium stipulated by the bank which typically ranges between 2%+ applicable taxes plus cess of the principal amount of loan prepaid in case of part prepayment to 4%+ applicable taxes plus cess of the principal amount of loan prepaid in case of full prepayment. For the Short Term Facilities, there are no prepayment charges levied on the prepayment of the outstanding amount.
3. **Additional and penal interest:** The terms of the Term Loans, Working Capital Facilities, Credit Facilities and Short Term Facilities prescribe penalties for, amongst others, default or delay in the repayment obligations, non-compliance of sanction terms and delay in security creation or perfection. The additional interest for Term Loans and Working Capital Facilities availed from HDFC Bank Limited typically ranges from 2% to 18% per annum over and above the applicable interest rate on the amount outstanding. The additional interest for the Working Capital Facilities availed from Bajaj Finance Limited is 2% per annum over and above the normal interest rate. The penal interest for the Term Loan availed from Bajaj Finance Limited is 2% per month over and above the applicable interest rate on the overdue amount in the event of delay in payment or over and above the interest rate applicable on the facility amount, as applicable. The Short Term Facilities availed from IDFC Bank Limited prescribe a penal interest rate of 24% per annum on entire outstanding in case of overdue/ delays/ defaults of any amount payable or at such rate as may be decided by the bank. The additional interest for the Term Loan and Working Capital Facilities availed from ICICI Bank Limited ranges from 0.25% per annum to 2% per annum payable in the event of delay in submission of documents or in case of payment related default or breach of any of the covenants, *etc.* The additional interest for Term Loan availed from Axis Bank Limited typically ranges from 1% to 2% per annum over and above the applicable interest rate on the amount overdue.
4. **Tenor:** The tenor of the Term Loans availed by our Company ranges from five years to fifteen years and the tenor of the Working Capital Facilities and Short Term Facilities, ranges from forty-five days to one year.
5. **Repayment:** The Term Loans and the Fund Based Facility availed are repayable as per the maturity profile agreed with lender whereas the Working Capital Facilities, Overdraft Facility and Short Term Facilities are either

repayable on demand and are subject to annual renewal or are repayable within the tenor stipulated for such facilities.

6. **Security:** In terms of our borrowings where security needs to be created, we are typically required to:
- (a) create charge by way of hypothecation on entire current assets and movable fixed assets, both present and future;
  - (b) create charge by way of mortgage over certain immovable properties enumerated in the financing arrangement and sanction letters;
  - (c) create a charge on debt service reserve account, wherein a balance amount equal to the principal and interest amount shall be maintained;
  - (d) issue an undated security cheque/ demand promissory note of the value not exceeding the facility amount; and
  - (e) execute personal guarantees by our Promoters and a member of our Promoter Group, in relation to certain borrowings of our Company.
7. **Key Covenants:** The financing arrangement and sanction letters in relation to the Working Capital Facilities and Short Term Facilities contain covenants and conditions restricting certain corporate actions, and our Company is required to take the prior approval of the lender before carrying out such actions, including:
- (a) enter into any management contract or similar arrangement whereby its business or operations are managed by any other person;
  - (b) undertake any new project or permit any merger, expansion or effect any scheme of amalgamation or capital expenditure or acquiring fixed assets or invest by way of share capital or in any other manner in any other entity or concern;
  - (c) divert any funds to any purpose and launch any new scheme of expansion
  - (d) execute a pledge over the equity shares of our Company;
  - (e) incur or cause to incur, any indebtedness or make investments, or give corporate guarantees or stand surety for any person, lend or advance funds to or place deposits with any other concern in any manner whatsoever;
  - (f) effect any change in the share capital, shareholding pattern management control, interest structure where the shareholding by our Promoter or capital control or ownership interest, directly or indirectly, legally or beneficially, gets diluted below the present level in any manner whatsoever in our Company;
  - (g) transfer, sell, lease, grant on license or create any third party interest of any nature whatsoever on the collateral securities;
  - (h) wind up/liquidate its affairs or agree/authorise to settle any litigation or arbitration having a material adverse effect;
  - (i) change the practice with regard to remuneration of Directors by means of ordinary, remuneration or commission, scale of sitting fees *etc.*, except where mandated by any legal or regulatory provisions.
  - (j) divert the sanctioned facilities towards any other purposes;
  - (k) undertake any trading activity other than the sale of products arising out of its own manufacturing operations;
  - (l) enter into any contractual obligation of a long term nature or which, in the assessment of the Bank, is detrimental to Bank's interest;
  - (m) issue any personal guarantee for any other loans by the guarantors, except for car loans, personal loans, home loans, education loans to be obtained for self and family members;

- (n) withdraw from its business, any unsecured loans brought in by directors, promoters, relatives and friends, during the tenure of the borrowings or repay monies brought in by the promoters or directors or principal Shareholders and their friends and relatives by way of deposits loans and advances;
- (o) make amendments in the constitutional documents of the Company including Memorandum of Association and Articles of Association; and
- (p) payment of dividends or distribution to our shareholders.

This is an indicative list and there may be additional key covenants under the various borrowing arrangements entered by our Company.

8. **Events of Default:** In terms of the financing arrangement and sanction letters, the occurrence of any of the following, among others, constitute an event of default:

- (a) Default in payment of principal or interest due under the facilities;
- (b) The collateral security or any part thereof being jeopardized or becoming unenforceable;
- (c) Misrepresentation, misleading information and representation, breach of any term, covenant, warranty, undertakings or other obligation under the facilities and/or security documents by our Company / guarantor / security provider;
- (d) Occurrence of material adverse change or circumstances which would or may prejudicially or adversely affect in any manner the capacity of our Company with respect to repayment of facilities;
- (e) Application made, or proceedings commenced under Insolvency and Bankruptcy Code, 2016 or any applicable laws against our Company, guarantors' or any of our group companies or any winding up proceedings are commenced/to be commenced including steps taken as to moratorium, attachment of the properties or assets, winding up, executing arrangements with creditors, dissolution including ceasing to carry on the business or appointment of receiver over whole or any part of the property of our Company;
- (f) Default committed in any other loan availed by our Company / the guarantors with the lenders;
- (g) Failure to utilize the loan facilities for the purpose for which it was sanctioned;
- (h) Failure to comply with the takeover formalities in respect of the facilities including creation and perfection of security in favor of the lenders;
- (i) Judgments of any courts or tribunals or any other judicial or quasi-judicial body against our Company or any other relevant parties affecting significantly our operations and its financials;
- (j) If there is any deterioration, jeopardy or impairment of the Secured Assets or any part thereof, or any decline or depreciation in the value or market price thereof (whether actual or reasonably anticipated) which causes the Secured Assets in the judgment of the Bank to become unsatisfactory as to character or value;
- (k) Creation of any charge, mortgage, pledge, hypothecation, lien or other encumbrance over our property or any part thereof, which is or shall be the security for the repayment of the said dues except for securing any other obligation of our Company to the lenders;
- (l) Existence of reasonable apprehension that our Company is unable to pay its debts or proceedings for taking it into liquidation either voluntarily or compulsorily may be or have been commenced in respect thereof; and
- (m) Acquisition of control or change in constitution, management of our Company;
- (n) Cessation or change of business of the Company; and
- (o) Any illegality or expropriation.



This is an indicative list and there may be additional terms that may amount to an event of default under the various borrowing arrangements entered by our Company.

We are required to ensure that the aforementioned events of default and other events of default, as specified under the various binding documents and agreements entered into by the Company for the purpose of availing of loans, are not triggered.

9. ***Consequences of occurrence of events of default:*** In terms of our borrowing arrangement for the facilities availed by us, upon the occurrence of events of default, our lenders may:
- a) Stop further disbursements from the loan and cancel or recall the undisbursed portion of the loan;
  - b) accelerate/recall the facility and declare any or all amounts under the facility immediately due and payable;
  - c) Withdraw all concessions in rates of interest, charges and fees etc. and charge interest, commission and fees at normal rates and penal rates;
  - d) Enter upon and take possession of the assets of our Company;
  - e) Recover the outstanding dues with all charges etc., without prejudice to the other rights and remedies available to the lenders under the facility or security agreement and in law or any other recourse available to the lenders in law at the sole discretion;
  - f) Enforce the security created under the security documents and be entitled to take charge, recover, seize, remove, recover, receive, sell by auction, dispose off or deal with all or any part of the assets on which the security is created pursuant to the security documents;
  - g) Exercise such powers as may be deemed fit and necessary under the Securitisation and Reconstruction of Financial Assets and Enforcement of Security Interest Act, 2002 or any other applicable law;
  - h) Convert at its option the whole or any part of the defaulted amount of the facility into fully paid-up equity shares of our Company if we commit a default in payment of interest or repayment of any two consecutive instalments or combination thereof in accordance with applicable law;
  - i) Disclose the name of our Company, its Directors and Promoters to Reserve Bank of India and publish their names in such manner and through such media as deemed fit by the Lenders or the Reserve Bank of India;
  - j) Appoint, at its discretion, nominee(s) on the board of directors of our Company, to look after the Bank's interests, in any of the following scenarios: (i) upon occurrence of any event of default; (ii) upon default in repayment/ payment of any indebtedness to any person by our Company; and
  - k) Commence legal proceedings to recover the outstanding amounts in respect of the facility.

This is an indicative list and there may be additional actions which may be taken by our lenders on the occurrence of an event of default under the various borrowing arrangements entered by our Company.

For further details of financial and other covenants required to be complied with in relation to our borrowings, see “*Risk Factors – Our agreements with various banks for financial arrangements contain restrictive covenants for certain activities and if we are unable to get their approval, it might restrict our scope of activities and impede our growth plans.*” on page 47.

## SECTION VI: LEGAL AND OTHER INFORMATION

### OUTSTANDING LITIGATION AND MATERIAL DEVELOPMENTS

Except as disclosed in this section, there are no outstanding (i) criminal proceedings; (ii) action taken by regulatory or statutory authorities; (iii) claim related to direct and indirect taxes; and (iv) other pending litigation or arbitration proceedings as determined to be material by our Board pursuant to the Materiality Policy passed by the Board of Directors, in each case involving our Company, Promoters, Directors and Subsidiaries (“**Relevant Parties**”). Further, except as disclosed in this section, there are (i) no disciplinary actions including penalties imposed by the SEBI or the stock exchanges against our Promoters in the last five Financial Years including any outstanding action; or (ii) any other pending litigations which may have a material impact on our Company.

For the purpose of material litigation in (iv) above, our Board has considered and adopted the following policy on materiality with regard to outstanding litigation to be disclosed by our Company in this Red Herring Prospectus pursuant to Board resolution dated April 14, 2021:

In terms of the Materiality Policy, all outstanding litigation involving the Relevant Parties, other than (I) outstanding criminal proceedings, outstanding actions by regulatory authorities and statutory authorities, and outstanding claims related to direct and indirect tax matters; and (II) disciplinary action including penalty imposed by SEBI or Stock Exchanges against the Promoters) in the last five financial years, would be considered ‘material’ if (i) the monetary claim made by or against the Relevant Party in any such pending proceeding is equal to or in excess of, 1.0% of the profit after tax of our Company, as per the latest Financial Year in the Restated Consolidated Financial Information included in the offer documents filed with the SEBI in connection with the proposed initial public offering of Equity Shares of the Company (“**Issue Documents**”); (ii) in the event that the monetary liability is not determinable or quantifiable, and in respect of matters where the monetary liability does not exceed an amount equivalent to or above or which does not exceed the threshold as specified in point (i) above, the outcome of any such pending proceedings may have a material bearing on the financial position, business, operations, performance, prospects or reputation of the Company. For the purposes of disclosure in this Red Herring Prospectus, it is clarified that the materiality threshold for all outstanding civil litigation involving the Relevant Parties is ₹ 10.39 million as per the latest Financial Year in the Restated Financial Information.

Except as stated in this section, there are no outstanding material dues to creditors of our Company. For this purpose, our Board has pursuant to board resolution dated April 14, 2021 considered and adopted a policy of materiality for identification of material outstanding dues to creditors. Further, in terms of the Materiality Policy, outstanding dues to any creditor of our Company having monetary value which is equal to or exceeds 5% of the consolidated trade payables of the Company as at the end of the latest Financial Year included in the Restated Consolidated Financial Information, shall be considered ‘material’.

It is clarified that for the purposes of the above, pre-litigation notices from third parties (other than show cause notices issued by statutory/ regulatory/ tax authorities or notices threatening criminal action) received by our Company, Subsidiaries, Promoters or Directors shall, unless otherwise decided by our Board, not be deemed as material until such time that our Company, Subsidiaries, Promoters and/ or Directors, as the case may be, are impleaded as a defendants in proceedings before any judicial/ arbitral forum.

#### **Litigation involving our Company**

##### ***Litigation against our Company***

##### *Civil Litigations*

Nil

##### *Criminal Litigations*

Nil

##### *Actions taken by regulatory/statutory authorities*

- a) Our Company has received a show cause notice dated July 28, 2022 from the Directorate General of GST Intelligence, Hyderabad Zonal Unit (“**DGGI**”) for allegedly evading an amount of ₹ 784.12 million (approx.) by suppressing facts

relating to receipt of credit notes from its suppliers and not accounting the same in its statutory tax returns (the “**Show Cause Notice**”). Prior to issuance of the Show Cause Notice, an investigation was initiated by DGGI on the same by issuance of spot summons dated March 06, 2019, and June 10, 2019 to the authorised representative of our Company and one of our Promoters, Karan Bajaj, respectively, in response to which our Company submitted various accounting documents *vide* a letter dated March 26, 2019 and sample credit notes *vide* a letter dated June 30, 2022. After the initiation of the investigation, our Company voluntarily paid GST of amount ₹ 26.74 million along with an interest of ₹ 7.81 million as required under Section 73(5) of the CGST Act, 2017 (“**Act**”). On scrutiny of the documents, DGGI in the Show Cause Notice reported that during the period from July 2017 until March 2019, our Company received certain electrical or electronic goods from suppliers along with certain credit amounts in the form of support or incentives or rewards or subsidies, etc., under various schemes such as sell-in scheme, sell-out scheme, cash discount scheme, etc., which were not accounted for in the GSTR-3B returns filed by our Company. Further, the Show Cause Notice also alleged that our Company had raised invoices for the credit notes issued by certain suppliers on their request and remitted the GST to the Government, however, in case of certain other credit notes an invoice was not issued as the suppliers did not place a request for the same. Accordingly, it was further alleged that the credit notes were not in the nature of discounts and were consideration received in respect of separately distinguishable and entirely different set of services provided by our Company to its suppliers which are (i) considered as a supply of service under Section 7 of the CGST Act, 2017 and are categorised as other miscellaneous services, under the heading 99979 and hence are liable for payment of GST; (ii) considered as sales and business promotion services supplied on mutually agreed upon conditions and are compensated for and treated as a consideration and hence are liable for payment of GST under Section 16(2)(d) of CGST Act, 2017; and (iii) provided in lieu of credit notes to carry out acts such as undertaking special sales drive, advertisement campaign *etc.*, and hence are liable for payment of GST. The Show Cause Notice directed our Company to show cause to the Commissioner of Central Goods & Services Tax, Hyderabad as to why, *inter alia*, (i) the services rendered under sell-out (target) scheme should not be classified under chapter heading no. 999792 (agreeing to an obligation to do an act) and an amount of ₹ 784.12 million along with an interest, being the amount payable as an output tax should not be demanded under Section 74 (1) of the CGST Act, 2017; and (ii) the amount of ₹ 26.74 million along with an interest of ₹ 7.81 million under Section 73(5) of the CGST Act, 2017 paid by our Company should not be appropriated. Our Company by way of its letter dated September 14, 2022 has sought an extension of time for a minimum period of sixty days from the Additional Commissioner, GST & Central Taxes, Hyderabad for submitting a detailed reply to the Show Cause Notice and the same has been acknowledged by the Additional Commissioner, GST & Central Taxes, Hyderabad on September 15, 2022.

- b) Our Company received a show cause notice dated July 29, 2022 from the Directorate General of GST Intelligence, Hyderabad Zonal Unit (“**DGGI**”) in respect of our operations in Andhra Pradesh, for allegedly evading an amount of ₹ 22.84 million (approx.) by suppressing facts relating to receipt of credit notes from its suppliers and not accounting the same in its statutory returns (the “**Show Cause Notice**”). Prior to issue of the Show Cause Notice, an investigation was initiated by DGGI on the same by issuance of spot summons dated March 06, 2019, and June 10, 2019 to the authorised representative of our Company and one of our Promoters, Karan Bajaj, in response to which our Company submitted various accounting documents *vide* a letter dated March 26, 2019 and sample credit notes *vide* a letter dated June 30, 2022. After the initiation of the investigation, our Company voluntarily paid GST of amount ₹ 0.48 million along with an interest of ₹ 0.15 million as required under Section 73(5) of the CGST Act, 2017 (“**Act**”). On scrutiny of the documents, DGGI in the Show Cause Notice reported that during the period from July 2017 until March 2019 our Company received certain electrical or electronic goods from suppliers along with certain credit amounts in the form of support or incentives or rewards or subsidies, etc., under various schemes such as sell-in scheme, sell-out scheme, cash discount scheme, etc., which were not accounted for in the GSTR-3B returns filed by our Company. Further, the Show Cause Notice also alleged that our Company had raised invoices for the credit notes issued by certain suppliers on their request and remitted the GST to the Government, however, in case of certain other credit notes an invoice was not issued as the suppliers did not place a request for the same. Accordingly, it was further alleged that the credit notes were not in the nature of discounts and were consideration received in respect of separately distinguishable and entirely different set of services provided by our Company to its suppliers which are (i) considered as a supply of service under Section 7 of the CGST Act, 2017 and are categorised as other miscellaneous services, under the heading 99979 and hence are liable for payment of GST; (ii) considered as sales and business promotion services supplied on mutually agreed upon conditions and are compensated for and treated as a consideration and hence are liable for payment of GST under Section 16(2)(d) of CGST Act, 2017; and (iii) provided in lieu of credit notes to carry out acts such as undertaking special sales drive, advertisement campaign *etc.*, and hence are liable for payment of GST. The Show Cause Notice directed our Company to show cause to the Commissioner of Central Goods & Services Tax, Hyderabad as to why, *inter alia*, (i) the services rendered under sell-out (target) scheme should not be classified under chapter heading no. 999792 (agreeing to an obligation to do an act) and an amount of ₹ 22.84 million along with an interest, being the amount payable as an output tax should not be demanded under Section 74 (1) of the CGST Act, 2017; and (ii) the amount of ₹ 0.48 million along with an interest of ₹ 0.15 million under Section 73(5) of the CGST Act, 2017 paid by our Company should not be appropriated. Our Company by way of its letter dated September 22, 2022 has sought an extension of time for a minimum period of sixty days from the Additional

Commissioner, GST & Central Taxes, Guntur for submitting a detailed reply to the Show Cause Notice and the same has been acknowledged by the Additional Commissioner, GST & Central Taxes, Guntur on September 22, 2022

#### *Other Material Litigations*

Bajaj Electricals Limited (“**Plaintiff**”), filed a commercial suit (“**Suit**”) against our Company, our Promoters and Astha Bajaj, who is a Director on the Board of the Company, before the Bombay High Court, alleging infringement of its trade mark “BAJAJ ELECTRICALS” and seeking, amongst others, to restrain our Company, partners, directors, subsidiaries, sister concerns, proprietors and anyone claiming through them by way of a perpetual order and injunction from infringing and passing off its said registered trademarks by (i) manufacturing, marketing, selling and/or dealing in any products bearing the Plaintiff’s trade mark; (ii) using any name/mark containing the word “BAJAJ” for any goods/products or service/ business activity including on any e-commerce/online platform in any manner whatsoever, except use of the trade mark/trading name “BAJAJ ELECTRONICS” and/or logo/label of the Plaintiff for the electronic retail business/retail stores in the State of Andhra Pradesh and Telangana alone; (iii) to direct our Company to withdraw the trade mark application no. 4038570 under Class 9 of the Trademarks Act, 1999 with immediate effect; and (iv) damages amounting to ₹ 2.00 million.

The Plaintiff further filed an interim application dated November 2, 2020 (“**Interim Application**”) seeking ad-interim reliefs against our Company until final disposal of the Suit. Our Company filed a written statement dated December 11, 2020 denying all the submissions made by the Plaintiff in the Suit and the Interim Application. The matter is currently pending.

#### **Litigation by our Company**

##### *Civil Litigations*

Nil

##### *Criminal Litigations*

- a) Our Company has filed a first information report bearing number 957/2022 dated September 21, 2022 with the inspector of police, Kushaiguda police station, Rachakonda, under Sections 457 and 380 of the Indian Penal Code, 1860 to report theft by certain unknown offenders in one of our stores located at ECIL road, Rachakonda, Telangana, Hyderabad, whereby the offenders gained entry into the store by breaking the fall-ceiling of the store and stole 432 mobile phones from the store. The total loss suffered by our Company due to the theft amounted to approximately, ₹ 7.00 million. The police authorities are currently conducting an investigation in the matter.
- b) Our Company filed a criminal complaint bearing number 2160 of 2020 before the Hon’ble Criminal Court of the Second Additional Chief Metropolitan Magistrate, Metropolitan Criminal Courts at Hyderabad (“**Court**”) against Prashant Kumar Khandre (“**Accused**”) under Section 200 of the Code of Criminal Procedure, 1973 read with Sections 138 and 142 of the Negotiable Instruments Act, 1881, alleging dishonour of two cheques of amounts of ₹ 0.61 million and ₹ 0.04 million, respectively issued by the Accused, towards payment of mobile phones purchased from our Company. We have prayed the Hon’ble Court to *inter alia* (i) take cognizance of the offences alleged in the complaint, (ii) issue process against the Accused and (iii) pass an order directing the Accused to pay an amount of ₹ 0.65 million as compensation under Section 357 of the Code of Criminal Procedure, 1973. The matter is currently pending.

#### *Other Material Litigations*

Nil

#### **Litigation involving our Promoters**

##### **Litigation against our Promoters**

##### *Civil Litigations*

Nil

##### *Criminal Litigations*

Nil

*Actions taken by regulatory/statutory authorities*

The District Fire Officer, Central Zone, Hyderabad on behalf of State of Telangana has filed a complaint bearing number CC/188/2-16 before the Hon'ble Court of the II Additional Chief Metropolitan Magistrate at Nampally, Hyderabad under Section 200 read with Section 190(1) of the Code of Criminal Procedure, 1973 for reporting the alleged non-compliances observed under Sections 13, 19 and 31 of the Andhra Pradesh Fire Services Act, 1999 and Rules 15 and 27 of the AP Fire and Emergency Operations and Levy of Fee Rules, 2006 against the owners and occupiers of Maheshwari Palace Mall (Malpani Mall), D No. 4-1-833/1 to 5, Abids, Hyderabad, (the "**Designated Premises**"). Our Promoter, Chairman and Managing Director, Pavan Kumar Bajaj is one of the owners and occupiers of the Designated Premises and therefore has also been made a party to the complaint. The complaint has been filed on the alleged grounds of *inter alia* non-adoption of required fire prevention and fire safety measures and failure to obtain a no-objection certificate from the Fire Service Department, Government of Telangana in the Designated Premises. The District Fire Officer in the complaint has prayed the Hon'ble Court to take cognisance of the offences mentioned in the complaint and issue process against the owners and occupiers by the owners/occupers of the Designated Premises. The matter is currently pending.

*Other Material Litigations*

For details, see "*Litigation involving our Company – Litigation against our Company – Other Material Litigations*" on page 316.

***Litigations by our Promoters***

*Civil Litigations*

Nil

*Criminal Litigations*

Nil

*Other Material Litigations*

Nil

***Disciplinary action taken (including outstanding action) against our Promoters in the five Financial Years preceding the date of this Red Herring Prospectus by SEBI or any stock exchange***

NIL

**Litigation involving our Directors**

***Litigation against our Directors***

*Civil Litigations*

Nil

*Criminal Litigations*

Nil

*Actions taken by regulatory/statutory authorities*

For details, see "*Litigation involving our Promoters – Litigation against our Promoters*" on page 316.

*Other Material Litigations*

For details, see "*Litigation involving our Company – Litigation against our Company – Other Material Litigations*" on

page 316.

***Litigations by our Directors***

*Civil Litigations*

Nil

*Criminal Litigations*

Nil

*Other Material Litigations*

Nil

**Litigation involving our Subsidiaries**

***Litigation against our Subsidiaries***

*Civil Litigations*

Nil

*Criminal Litigations*

Nil

*Actions taken by regulatory/statutory authorities*

Nil

*Other Material Litigations*

Nil

***Litigations by our Subsidiaries***

*Civil Litigations*

Nil

*Criminal Litigations*

Nil

*Other Material Litigations*

Nil

**Arbitration matters above the materiality threshold**

Nil

**Tax Claims**

Nature of case	Number of cases	Demand amount involved (in ₹ million)
<b><i>Our Company</i></b>		
Direct tax	Nil	Nil

Nature of case	Number of cases	Demand amount involved (in ₹ million)
Indirect tax	4	123.71*
<b>Promoters</b>		
Direct tax	Nil	Nil
Indirect tax	Nil	Nil
<b>Subsidiaries</b>		
Direct tax	Nil	Nil
Indirect tax	Nil	Nil
<b>Directors</b>		
Direct tax	Nil	Nil
Indirect tax	Nil	Nil

\*Our Company has received an order from the National Anti-Profiteering Authority of the Central Goods and Services Tax Act, 2017 during the year ended 31 March 2021 demanding an amount of ₹3.43 million alleging certain non-compliances with the anti-profiteering regulations of the Goods and Services Act, 2017. The Company has filed necessary appeals in this regard with the appropriate appellate authorities which is pending for adjudication as at the date of this Red Herring Prospectus. Further, we have received show cause notices in calendar year 2022, amounting to ₹120.27 million for, inter alia, irregular availment of input tax credit, non-payment of GST under the reverse charge mechanism and mismatch of input tax credit availed.

### Outstanding dues to Creditors

As of June 30, 2022, the total number of creditors of our Company were 39 and the total outstanding due to these creditors by our Company was ₹ 245.31 million. As of June 30, 2022, our Company had 13 creditors which are micro, small and medium enterprises.

As per the Materiality Policy, creditors of our Company to whom an amount having a monetary value which exceeds 5% of the 'Trade Payables' as at the end of the latest Fiscal Year included in the Restated Consolidated Financial Information i.e., March 31, 2022, shall be considered as 'material' i.e. creditors of our Company to whom our Company owes an amount exceeding of ₹ 12.40 million. As of June 30, 2022, there is one material creditors to whom our Company owe an aggregate amount of ₹ 199.14 million.

Details of outstanding dues owed to MSMEs, material and other creditor as of June 30, 2022, is set out below:

Particulars	No. of Creditors as on June 30, 2022	Amount as on June 30, 2022 (₹ in Million)
Outstanding dues to micro, small and medium enterprises	13	11.87
Outstanding dues to other creditors	25	34.30
Dues to Material Creditors	1	199.14
<b>Total Outstanding Dues</b>	<b>39</b>	<b>245.31</b>

The details pertaining to the outstanding dues towards our material creditors as of June 30, 2022, along with the name and amount involved for each such material creditor, are available on the website of our Company at <https://electronicsmartindia.com/investors.php>. It is clarified that such details available on our website do not form a part of this Red Herring Prospectus.

### Material Developments since the date of the last balance sheet

Other than as stated in "Management's Discussion and Analysis of Financial Condition and Results of Operations" on page 274, there have not arisen, since the date of the last financial information disclosed in this Red Herring Prospectus, any circumstances which materially and adversely affect, or are likely to affect, our operations, our profitability taken as a whole or the value of our consolidated assets or our ability to pay our liabilities within the next 12 months.

## GOVERNMENT AND OTHER APPROVALS

We have set out below an indicative list of approvals obtained by our Company and our Subsidiaries which are considered material and necessary for the purpose of undertaking its business activities. In view of these key approvals, our Company can undertake this Issue and our Company and our Subsidiaries can undertake their respective business activities. In addition, certain of our key approvals may have expired or may expire in the ordinary course of business and our Company or our Subsidiaries, as the case may be, has either already made an application to the appropriate authorities for renewal of such key approvals or are in the process of making such renewal applications. In relation to certain of our warehouses which are material for undertaking our business, we have disclosed below (i) approvals applied for but not received; and (ii) approvals that have expired and renewal to be applied for.

### I. Incorporation details

1. Certificate of incorporation dated September 10, 2018 issued to our Company, under the name Electronics Mart India Limited by the RoC.
2. The CIN of our Company is U52605TG2018PLC126593.

### II. Approvals in relation to the Issue

For details regarding the approvals and authorisations obtained by our Company in relation to the Issue, see “Other Regulatory and Statutory Disclosures - Authority for the Issue” on page 323.

### III. Material approvals in relation to our Company

#### Tax related registrations

1. The permanent account number of our Company is AAFCE1683D.
2. The tax deduction account number of our Company is HYDE04345F.
3. The state wise GST registration number of our Company are provided below:

S. No.	Particulars	Remarks
1.	Telangana	36AAFCE1683D1ZT
2.	Andhra Pradesh	37AAFCE1683D1ZR
3.	Delhi	07AAFCE1683D1ZU
4.	Gujarat	24AAFCE1683D1ZY
5.	Haryana	06AAFCE1683D2ZV
6.	Karnataka	29AAFCE1683D1ZO
7.	Maharashtra	27AAFCE1683D1ZS
8.	Uttar Pradesh	09AAFCE1683D1ZQ

#### Labour related approvals

Our Company has obtained registrations under various employee and labour related laws including Employees’ Provident Funds and Miscellaneous Provisions Act, 1952, the Contract Labour (Regulations and Abolition Act), 1970 and the Employees State Insurance Act, 1948 and the shops and establishment registrations for the relevant states.

#### Material approvals obtained for our stores, warehouses and storage spaces

As of August 31, 2022, our Company operates its business from one regional office in NCR, 112 stores in Telangana, Andhra Pradesh and NCR, along with 66 storage spaces and nine warehouses located in Telangana, Andhra Pradesh and NCR.

Our Company has obtained registrations in the normal course of business for our stores, storage spaces and warehouses across various states in India including trade licenses, licenses for location of business issued by relevant municipal authorities under applicable laws and shops and establishments registrations issued by various state labour departments under the respective state legislations.



### Material approvals applied for but not received

As on date of this Red Herring Prospectus we have made the following applications:

Store/Warehouse/Storage Space	Category of Approval	Number of approvals applied for
Andhra Pradesh store	Trade License	1

### Material approvals expired and for which renewal has been applied for

As on date of this Red Herring Prospectus we have not made any applications for renewal of our licenses.

### Material approvals expired and renewal to be applied for

Our Company and Subsidiaries are required to obtain certain activity based approvals in the ordinary course of our business from local and other authorities under applicable laws. Certain of our material approvals have expired and have not been applied for renewal as given below:

Store/Warehouse/Storage Space	Category of Approval	Number of approvals expired and renewal to be applied for
Telangana Stores	Fire License	17
	Trade License	1

### Material approvals required but not obtained or applied for

As on date of this Red Herring Prospectus, we are required to obtain fire license, trade license, registration under Shops and Establishments Act and professional tax registration and enrolment license for certain of our stores and warehouses, as required under applicable law. However, we are yet to apply for certain business related approvals/licenses such as given below:

Store/Warehouse/Storage Space	Category of Approval	Number of approvals required but not yet applied for
Warehouse (NCR)	Labour License	1
	Trade License	1
NCR Store	Trade License	1
Storage Space (NCR)	Trade License	3
	GST License	4

Further, the fire license and trade license of some of our stores and warehouses are in the name of "Bajaj Electronics", and we are yet to apply for a change of name for such licenses, pursuant to the name change and conversion from a partnership firm to a public limited company.

### Intellectual property

- a) The details of the trade marks registrations obtained by our Company under the Trade Marks Act, 1999 are provided below:

S. No.	Mark	Class	Number of trademarks availed	Status
1.	EMI	9	1	Registered
2.	AUDIO&BEYOND	35, 37	3	Registered
3.	Audio&Beyond	37 and 42	2	Registered
4.	KITCHENSTORIES	35, 37 and 42	4	Registered
5.	IQ	35 and 37	2	Registered

a) The details of the applications made by our Company for registering certain trade marks under the Trade Marks Act, 1999 are provided below:

S. No.	Mark	Class	Number of applications made	Status
1.	EMI	9	2	Opposed
2.	IQ	35 and 37	2	Opposed
3.	EMI	35	2	Accepted and advertised
4.	EMI ELECTRONICS MART INDIA LIMITED	35	2	Accepted and advertised
5.	Audio&Beyond	42	1	Accepted and advertised
6.	EMIL	9 and 35	3	Marked for Exam
7.	EMI	9 and 35	2	Objected
8.	BAJAJ ELECTRONICS	9	1	Objected
9.	KITCHENSTORIES	35 and 37	2	Objected
10.	IQ	9	1	Objected
11.	IQ	9	1	Accepted
12.	BAJAJ ELECTRONICS	35	2	“Objected” and ready for show cause hearing by the Trade Mark Registry, Government of India
13.	Electronics Mart	9 and 35	4	“Objected” and ready for show cause hearing by the Trade Mark Registry, Government of India
14.	Electronics Mart India Limited	35 and 9	4	“Objected” and ready for show cause hearing by the Trade Mark Registry, Government of India

For further details, see “Risk Factors- Internal Risk Factors- We presently do not own certain trademark or logo (i.e., “BAJAJ ELECTRONICS”, “Electronics Mart”, “EMI ELECTRONICS MART INDIA LIMITED”, “EMIL”, and “Electronics Mart India Limited”) under which we currently operate and if third parties, including our current or future competitors are able to circumvent our protection measures which are put in place for the protection of trademark, logo and intellectual property and other proprietary rights, our business and reputation would be adversely affected.” on page 29 of this Red Herring Prospectus.

## OTHER REGULATORY AND STATUTORY DISCLOSURES

### Authority for the Issue

The Issue has been authorised by our Board of Directors pursuant to the resolution passed at its meeting dated April 14, 2021 and our Shareholders pursuant to a special resolution passed on April 19, 2021. Our Board has approved this Red Herring Prospectus pursuant to its resolution dated September 23, 2022.

Our Company has received in-principle approval from BSE and NSE for the listing of the Equity Shares pursuant to letters dated October 7, 2021 and October 6, 2021, respectively.

### Prohibition by SEBI, RBI or other Governmental Authorities

Our Company, Promoters, Promoter Group, Directors, the persons in control of our Company and the persons in control of our Promoters are not prohibited from accessing the capital market or debarred from buying, selling or dealing in securities under any order or direction passed by the Board or any securities market regulator in any other jurisdiction or any other authority/court.

None of the companies with which our Promoters, Directors or persons in control of our Company are or were associated as promoter, directors or persons in control have been debarred from accessing capital markets under any order or direction passed by SEBI or any other authorities.

None of our Directors are associated with securities market related business, in any manner and there have been no outstanding actions initiated by SEBI against our Directors in the five years preceding the date of this Red Herring Prospectus.

Our Company, Promoters or Directors have not been declared as wilful defaulters or fraudulent borrowers by any bank or financial institution or consortium thereof in accordance with the guidelines on wilful defaulters and fraudulent borrowers issued by the RBI.

Our Promoters or Directors have not been declared as fugitive economic offenders.

### Confirmation under Companies (Significant Beneficial Ownership) Rules, 2018

Our Company, our Promoters and members of Promoter Group are in compliance with the Companies (Significant Beneficial Ownership) Rules, 2018, to the extent applicable, as on the date of this Red Herring Prospectus.

### Eligibility for the Issue

Our Company is eligible for the Issue in accordance with Regulation 6(1) of the SEBI ICDR Regulations, and is in compliance with the conditions specified therein in the following manner:

- Our Company has had net tangible assets of at least ₹ 30 million, calculated on a restated basis, in each of the preceding three full years (of 12 months each), of which not more than 50% are held in monetary assets;
- Our Company has an average operating profit of at least ₹ 150 million, calculated on a restated basis, during the preceding three years (of 12 months each), with operating profit in each of these preceding three years;
- Our Company has a net worth of at least ₹ 10 million in each of the preceding three full years (of 12 months each), calculated on a restated basis; and
- Our Company has not changed its name in the last one year.

Our Company's net tangible assets, monetary assets, monetary assets as a percentage of the net tangible assets, operating profits and net worth, derived from the Restated Financial Information included in this Red Herring Prospectus as at, and for the last three Financial Years ended March 31, 2022, 2021 and 2020 are set forth below:

(₹ in million, unless otherwise stated)

Particulars	As at and for the Financial Year ended		
	March 31, 2022	March 31, 2021	March 31, 2020
Net tangible assets <sup>1</sup>	5,959.53	4,912.83	4,327.72
Monetary assets <sup>2</sup>	420.38	423.66	931.98
Monetary assets, as a percentage of net tangible assets, as restated	7.05%	8.62%	21.54%
Pre-tax operating profit/ (loss) <sup>3</sup>	2,206.17	1,457.44	1,690.14

Particulars	As at and for the Financial Year ended		
	March 31, 2022	March 31, 2021	March 31, 2020
Net worth <sup>4</sup>	5,965.11	4,919.18	4,330.76

<sup>1</sup> *Net tangible assets*” means the sum of all the net assets of the Group excluding intangible assets, as defined in Indian Accounting Standard (Ind AS) 38 issued by the Institute of Chartered Accountants of India, in accordance with Regulation 2(1)(gg) of the Securities and Exchange Board of India (Issue of Capital and Disclosure Requirements) Regulations, 2018.

<sup>2</sup> *Monetary assets*” represents the sum of cash and bank balances, including deposits with banks

<sup>3</sup> *“Pre-tax operating profit”* is defined as profit before finance costs, other income and tax expense.

<sup>4</sup> *Net-worth*” means the aggregate value of the paid-up share capital and all reserves created out of the profits and securities premium account and debit or credit balance of profit and loss account, after deducting the aggregate value of the accumulated losses, deferred expenditure and miscellaneous expenditure not written off, as per the audited balance sheet, but does not include reserves created out of revaluation of assets, write-back of depreciation and amalgamation, in accordance with Regulation 2(1)(hh) of the Securities and Exchange Board of India (Issue of Capital and Disclosure Requirements) Regulations, 2018.

Our Company has operating profits in each of Financial Year 2022, 2021 and 2020 in terms of our Restated Financial Information.

Our Company confirms that it is in compliance with the conditions specified in Regulation 7(1) of the SEBI ICDR Regulations, to the extent applicable, and will ensure compliance with the conditions specified in Regulation 7(2) of the SEBI ICDR Regulations, to the extent applicable.

Further, our Company confirms that it is not ineligible to make the Issue in terms of Regulation 5 of the SEBI ICDR Regulations, to the extent applicable. The details of our compliance with Regulation 5 of the SEBI ICDR Regulations are as follows:

- (a) None of our Company, our Promoters, members of our Promoter Group or our Directors are debarred from accessing the capital markets by SEBI.
- (b) None of our Promoters or Directors are promoters or directors of companies which are debarred from accessing the capital markets by SEBI.
- (c) None of our Company, our Promoters or Directors is a Wilful Defaulter or a fraudulent borrower.
- (d) None of our Promoters or Directors has been declared a fugitive economic offender in accordance with the Fugitive Economic Offenders Act, 2018.
- (e) There are no fully paid up convertible securities that are required to be converted on or before the filing of this Red Herring Prospectus.
- (f) There are no outstanding warrants, options or rights to convert debentures, loans or other instruments convertible into, or which would entitle any person any option to receive Equity Shares, as on the date of this Red Herring Prospectus.

Our Company shall not make an Allotment of the number or prospective allottees is less than 1,000 in accordance with Regulation 49(1) of the SEBI ICDR Regulations.

#### **DISCLAIMER CLAUSE OF SEBI**

**IT IS TO BE DISTINCTLY UNDERSTOOD THAT SUBMISSION OF THE DRAFT RED HERRING PROSPECTUS TO SEBI SHOULD NOT IN ANY WAY BE DEEMED OR CONSTRUED THAT THE SAME HAS BEEN CLEARED OR APPROVED BY SEBI. SEBI DOES NOT TAKE ANY RESPONSIBILITY EITHER FOR THE FINANCIAL SOUNDNESS OF ANY SCHEME OR THE PROJECT FOR WHICH THE ISSUE IS PROPOSED TO BE MADE OR FOR THE CORRECTNESS OF THE STATEMENTS MADE OR OPINIONS EXPRESSED IN THE DRAFT RED HERRING PROSPECTUS. THE BRLMS HAVE CERTIFIED THAT THE DISCLOSURES MADE IN THE DRAFT RED HERRING PROSPECTUS ARE GENERALLY ADEQUATE AND ARE IN CONFORMITY WITH THE SEBI ICDR REGULATIONS. THIS REQUIREMENT IS TO FACILITATE INVESTORS TO TAKE AN INFORMED DECISION FOR MAKING AN INVESTMENT IN THE PROPOSED ISSUE.**

**IT SHOULD ALSO BE CLEARLY UNDERSTOOD THAT WHILE THE COMPANY IS PRIMARILY RESPONSIBLE FOR THE CORRECTNESS, ADEQUACY AND DISCLOSURE OF ALL RELEVANT INFORMATION IN THE DRAFT RED HERRING PROSPECTUS, THE BRLMS ARE EXPECTED TO EXERCISE DUE DILIGENCE TO ENSURE THAT THE COMPANY DISCHARGES ITS RESPONSIBILITY ADEQUATELY IN THIS BEHALF AND TOWARDS THIS PURPOSE, THE BRLMS HAVE FURNISHED TO SEBI A DUE DILIGENCE CERTIFICATE DATED SEPTEMBER 20, 2021, IN THE FORMAT PRESCRIBED UNDER SCHEDULE V(A) OF THE SECURITIES AND**

## **EXCHANGE BOARD OF INDIA (ISSUE OF CAPITAL AND DISCLOSURE REQUIREMENTS) REGULATIONS, 2018.**

**THE FILING OF THE DRAFT RED HERRING PROSPECTUS DOES NOT, HOWEVER, ABSOLVE THE COMPANY FROM ANY LIABILITIES UNDER THE COMPANIES ACT, 2013 OR FROM THE REQUIREMENT OF OBTAINING SUCH STATUTORY OR OTHER CLEARANCES AS MAY BE REQUIRED FOR THE PURPOSE OF THE PROPOSED ISSUE. SEBI FURTHER RESERVES THE RIGHT TO TAKE UP, AT ANY POINT OF TIME, WITH THE BRLMs ANY IRREGULARITIES OR LAPSES IN THE DRAFT RED HERRING PROSPECTUS.**

All legal requirements pertaining to this Issue have been complied with at the time of filing of this Red Herring Prospectus with the RoC in terms of Sections 26, 32, 33(1) and 33(2) of the Companies Act.

### **Disclaimer from our Company, our Directors and BRLMs**

Our Company, our Directors and the BRLMs accept no responsibility for statements made otherwise than in this Red Herring Prospectus or in the advertisements or any other material issued by or at our Company's instance and anyone placing reliance on any other source of information, including our Company's website [www.electronicmartindia.com](http://www.electronicmartindia.com), or the respective websites of our Promoters, Promoter Group or any affiliate of our Company would be doing so at his or her own risk.

The BRLMs accept no responsibility, save to the limited extent as provided in the Issue Agreement and the Underwriting Agreement.

All information shall be made available by our Company, and the BRLMs to the Bidders and the public at large and no selective or additional information would be made available for a section of the investors in any manner whatsoever, including at road show presentations, in research or sales reports, at the Bidding Centres or elsewhere.

None among our Company, or any member of the Syndicate shall be liable for any failure in (i) uploading the Bids due to faults in any software/ hardware system or otherwise; or (ii) the blocking of Bid Amount in the ASBA Account on receipt of instructions from the Sponsor Banks on account of any errors, omissions or non-compliance by various parties involved in, or any other fault, malfunctioning or breakdown in, or otherwise, in the UPI Mechanism.

Bidders will be required to confirm and will be deemed to have represented to our Company, the Underwriters and their respective directors, officers, agents, affiliates, and representatives that they are eligible under all applicable laws, rules, regulations, guidelines and approvals to acquire the Equity Shares and will not sell, pledge, or transfer the Equity Shares to any person who is not eligible under any applicable laws, rules, regulations, guidelines and approvals to acquire the Equity Shares. Our Company, the Underwriters and their respective directors, officers, agents, affiliates, and representatives accept no responsibility or liability for advising any investor on whether such investor is eligible to acquire the Equity Shares.

The BRLMs and their respective associates and affiliates in their capacity as principals or agents may engage in transactions with, and perform services for, our Company, our Promoters, their respective directors and officers, affiliates or associates or third parties in the ordinary course of business and have engaged, or may in the future engage, in commercial banking and investment banking transactions with our Company, the Promoters, and their respective directors, officers, agents, affiliates or associates or third parties, for which they have received, and may in the future receive, compensation.

### **Eligibility and Transfer Restrictions**

Any dispute arising out of this Issue will be subject to the jurisdiction of appropriate court(s) in Hyderabad, Telangana, India only.

This Issue is being made in India to persons resident in India (who are competent to contract under the Indian Contract Act, 1872, including Indian nationals resident in India, HUFs, companies, other corporate bodies and societies registered under the applicable laws in India and authorised to invest in shares, domestic Mutual Funds, Indian financial institutions, commercial banks, regional rural banks, co-operative banks (subject to RBI permission), or trusts under applicable trust law and who are authorised under their constitution to hold and invest in equity shares, state industrial development corporations, insurance companies registered with IRDAI, provident funds (subject to applicable law) and pension funds, National Investment Fund, insurance funds set up and managed by army, navy or air force of Union of India, insurance funds set up and managed by the Department of

Posts, GoI, systemically important NBFCs registered with the RBI) and permitted Non-Residents including FPIs and Eligible NRIs and AIFs that they are eligible under all applicable laws and regulations to purchase the Equity Shares.

Neither the delivery of this Red Herring Prospectus nor the Issue of the Equity Shares shall, under any circumstances, create any implication that there has been no change in the affairs of our Company since the date of this Red Herring Prospectus or that the information contained herein is correct as of any time subsequent to this date.

Invitations to subscribe to or purchase the Equity Shares in the Issue will be made only pursuant to this Red Herring Prospectus if the recipient is in India or the preliminary offering memorandum for the Issue, which comprises this Red Herring Prospectus and the preliminary international wrap for the Issue, if the recipient is outside India. **No person outside India is eligible to Bid for Equity Shares in the Issue unless that person has received the preliminary offering memorandum for the Issue, which contains the selling restrictions for the Issue outside India.**

The Equity Shares offered in the Issue have not been and will not be registered, listed or otherwise qualified in any jurisdiction except India and may not be offered or sold to persons outside of India except in compliance with the applicable laws of each such jurisdiction. In particular, the Equity Shares offered in the Issue have not been and will not be registered under the U.S. Securities Act of 1933, as amended (the “**U.S. Securities Act**”), or the securities laws of any state of the United States and may not be offered or sold within the United States (as defined in Regulation S under the U.S. Securities Act (“**Regulation S**”)) except pursuant to an exemption from, or in a transaction not subject to, the registration requirements of the U.S. Securities Act and applicable state securities laws. The Equity Shares are being offered and sold only outside the United States in “offshore transactions” as defined in and in reliance on Regulation S.

**Each purchaser of the Equity Shares in the Issue who does not receive a copy of the preliminary offering memorandum for the Issue shall be deemed to:**

- Represent and warrant to our Company, the BRLMs and the Syndicate Members that its Bid did not exceed investment limits or the maximum number of Equity Shares that can be held by it under applicable law.
- Acknowledge that the Equity Shares offered in the Issue have not been and will not be registered under the U.S. Securities Act or the laws of any state of the United States and are being offered and sold to it in reliance on Regulation S.
- Represent and warrant to our Company, the BRLMs and the Syndicate Members that it was outside the United States (as defined in Regulation S) at the time the Issue of the Equity Shares offered in the Issue was made to it and it was outside the United States (as defined in Regulation S) when its buy order for the Equity Shares offered in the Issue was originated.
- Represent and warrant to our Company, the BRLMs and the Syndicate Members that it did not purchase the Equity Shares offered in the Issue as result of any “directed selling efforts” (as defined in Regulation S).
- Represent and warrant to our Company, the BRLMs and the Syndicate Members that it bought the Equity Shares for investment purposes and not with a view to the distribution thereof. If in the future it decides to offer, resell, pledge or otherwise transfer any of the Equity Shares offered in the Issue, it agrees that it will not offer, sell, pledge or otherwise transfer any of the Equity Shares except in a transaction complying with Rule 903 or Rule 904 of Regulation S or pursuant to any other available exemption from registration requirements under the U.S. Securities Act and in accordance with all applicable securities laws of the states of the United States and any other jurisdiction, including India.
- Agree to indemnify and hold our Company, the BRLMs and the Syndicate Members harmless from any and all costs, claims, liabilities and expenses (including legal fees and expenses) arising out of or in connection with any breach of these representations, warranties or agreements. It agrees that the indemnity set forth in this paragraph shall survive the resale of the Equity Shares purchased in the Issue.
- Represent and warrant to our Company, the BRLMs and the Syndicate Members that if it acquired any of the Equity Shares offered in the Issue as fiduciary or agent for one or more investor account(s), it has sole

investment discretion with respect to each such account and that it has full power to make the foregoing representations, warranties, acknowledgements and agreements on behalf of each such account.

- Represent and warrant to our Company, the BRLMs and the Syndicate Members that if it acquired any of the Equity Shares offered in the Issue for one or more managed account(s), that it was authorized in writing by each such managed account to subscribe to the Equity Shares offered in the Issue for each managed account and to make (and it hereby makes) the representations, warranties, acknowledgements and agreements herein for and on behalf of each such account, reading the reference to “it” to include such accounts.
- Acknowledge that our Company, the BRLMs, their respective affiliates, the Syndicate Members and others will rely upon the truth and accuracy of the foregoing representations, warranties, acknowledgements and agreements.

**Bidders are advised to ensure that any Bid from them does not exceed investment limits or the maximum number of Equity Shares that can be held by them under applicable law. Further, each Bidder where required must agree in the Allotment Advice that such Bidder will not sell or transfer any Equity Shares or any economic interest therein, including any off-shore derivative instruments, such as participatory notes, issued against the Equity Shares or any similar security, other than in accordance with applicable laws.**

#### **Disclaimer Clause of BSE**

BSE Limited (“the Exchange”) has given *vide* its letter dated October 07, 2021 permission to our Company to use the Exchange’s name in this Issue Document as one of the stock exchanges on which our Company’s Equity Shares are proposed to be listed. The Exchange has scrutinized this Offer Document for its limited internal purpose of deciding on the matter of granting the aforesaid permission to this Company. The Exchange does not in any manner: -

- a) warrant, certify or endorse the correctness or completeness of any of the contents of this Offer Document; or
- b) warrant that our Company’s Equity Shares will be listed or will continue to be listed on the Exchange; or
- c) take any responsibility for the financial or other soundness of our Company, its Promoters, its management or any scheme or project of our Company;

and it should not for any reason be deemed or construed that this Offer Document has been cleared or approved by the Exchange. Every person who desires to apply for or otherwise acquires any securities of our Company may do so pursuant to independent inquiry, investigation and analysis and shall not have any claim against the Exchange whatsoever by reason of any loss which may be suffered by such person consequent to or in connection with such subscription/acquisition whether by reason of anything stated or omitted to be stated herein or for any other reason whatsoever

#### **Disclaimer Clause of NSE**

As required, a copy of this Offer Document has been submitted to National Stock Exchange of India Limited (hereinafter referred to as “NSE”). NSE has given *vide* its letter Ref.: NSE/LIST/1242 dated October 06, 2021 permission to our Company to use NSE’s name in this Issue Document as one of the Stock Exchanges on which our Company’s Equity Shares are proposed to be listed. The Exchange has scrutinized this draft Offer Document for its limited internal purpose of deciding on the matter of granting the aforesaid permission to our Company. It is to be distinctly understood that the aforesaid permission given by NSE should not in any way be deemed or construed that the offer document has been cleared or approved by NSE; nor does it in any manner warrant, certify or endorse the correctness or completeness of any of the contents of this Offer Document; nor does it warrant that our Company’s Equity Shares will be listed or will continue to be listed on the Exchange; nor does it take any responsibility for the financial or other soundness of our Company, its Promoters, its management or any scheme or project of our Company.

Every person who desires to apply for or otherwise acquire any securities of our Company may do so pursuant to independent inquiry, investigation and analysis and shall not have any claim against the Exchange whatsoever by reason of any loss which may be suffered by such person consequent to or in connection with such subscription /acquisition whether by reason of anything stated or omitted to be stated herein or any other reason whatsoever.

#### **Listing**

The Equity Shares issued through this Red Herring Prospectus are proposed to be listed on the Stock Exchanges. Application will be made to the Stock Exchanges for obtaining permission for listing and trading of the Equity Shares. NSE will be the Designated Stock Exchange with which the Basis of Allotment will be finalised.

### **Consents**

Consents in writing of: (a) each of our Directors, our Company Secretary and Compliance Officer, our CFO, Banker to the Company, Statutory Auditor, legal counsels appointed for the Issue, the BRLMs, the Registrar to the Issue, CRISIL, independent chartered engineer and independent chartered accountant in their respective capacities, have been obtained; (b) Experts to the Issue has been obtained, and (c) the Syndicate Members, Monitoring Agency, the Banker to the Issue and Banker to the Company, to act in their respective capacities, have been obtained and will be filed along with a copy of this Red Herring Prospectus with the RoC as required under the Companies Act and such consents have not been withdrawn up to the time of delivery of this Red Herring Prospectus.

### **Experts to the Issue**

Except as stated below, our Company has not obtained any expert opinions:

Our Company has received written consent dated September 15, 2022 from our Statutory Auditors to include their name as an 'expert' as defined under Section 2(38) read with Section 26 of the Companies Act, in relation to the Restated Consolidated Financial Information, the examination report dated September 15, 2022 on the Restated Consolidated Financial Information, and the statement of special tax benefits dated September 15, 2022 included in this Red Herring Prospectus, and such consent has not been withdrawn as on the date of this Red Herring Prospectus.

Our Company has received written consent dated August 31, 2022, from the independent chartered engineer, namely M. Nagi Reddy, independent chartered engineer, to include their name in this Red Herring Prospectus and as an "expert" as defined under Section 2(38) of the Companies Act, 2013, in relation to his certificate dated August 31, 2022 certifying the estimated cost of establishment of new stores and warehouses, and such consent has not been withdrawn as on the date of this Red Herring Prospectus.

Our Company has received written consent dated September 15, 2022, from the independent chartered accountant, namely Komandoor & Co LLP, Chartered Accountants, to include their name in this Red Herring Prospectus and as an "expert" as defined under Section 2(38) of the Companies Act, 2013.

### **Particulars regarding capital issues by our Company and listed group companies, subsidiaries or associate entity during the last three years**

Our Company has not made any capital issues during the three years preceding the date of this Red Herring Prospectus. Further, our Company does not have any listed group companies, subsidiaries or associates.

### **Commission and Brokerage paid on previous issues of the Equity Shares in the last five years**

Since this is the initial public issue of the Equity Shares, no sum has been paid or has been payable as commission or brokerage for subscribing to or procuring or agreeing to procure subscription for any of the Equity Shares since our Company's incorporation.

### **Performance vis-à-vis objects – Public/ rights issue of our Company**

Our Company has not undertaken any public or rights issue in the five years preceding the date of this Red Herring Prospectus.

### **Performance vis-à-vis objects – Public/ rights issue of the listed subsidiaries/listed Promoters of our Company**

As on date of this Red Herring Prospectus, our Company does not have a corporate promoter. Further, the securities of our Subsidiaries are not listed on any stock exchange.



## Price information of past issues handled by BRLMs

### A. Anand Rathi Advisors

#### 1. Price information of past issues handled by Anand Rathi Advisors

Sr. No.	Issue Name	Issue Size (in ₹. Mn)	Issue Price (₹)	Listing Date	Opening Price on Listing Date	+/- % change in closing price*, [+/- % change in closing benchmark]- 30th calendar days from listing	+/- % change in closing price*, [+/- % change in closing benchmark]- 90th calendar days from listing	+/- % change in closing price*, [+/- % change in closing benchmark]- 180th calendar days from listing
1	Paras Defence and Space Technologies Limited*	1,707.78	175	October 01, 2021	475.00	+435.77% [+0.92%]	+321.77% [-1.63%]	+259.29% [-1.99%]
2	Anand Rathi Wealth Limited* <sup>6</sup>	6,593.75	550	December 14, 2021	602.05	+12.38% [+5.22%]	+4.46% [-4.42%]	+19.55% [-6.56%]

Source: [www.bseindia.com](http://www.bseindia.com)

\*BSE as the Designated stock exchange

Note:

- Opening price information as disclosed on the website of the Designated Stock Exchange.
- Change in closing price over the issue/offer price as disclosed on Designated Stock Exchange.
- Change in closing price over the closing price as on the listing date, BSE SENSEX is considered as the Benchmark Index as per the Designated Stock Exchange disclosed by the respective Issuer at the time of the issue, as applicable.
- In case of reporting dates falling on a trading holiday, values for the trading day immediately preceding the trading holiday have been considered.
- 30th calendar day has been taken as listing date plus 29 calendar days; 90th calendar day has been taken as listing date plus 89 calendar days.
- A discount of ₹ 25 per Equity Share was offered to Eligible Employees bidding in the Employee Reservation Portion.
- NA means Not Applicable, Period not completed.

#### 2. Summary statement of price information of past issues handled by Anand Rathi Advisors

Financial Year	Total No. of IPO's	Total Funds Raised (in ₹ Mn)	No. of IPOs trading at discount – 30 <sup>th</sup> calendar days from listing			No. of IPOs trading at premium – 30 <sup>th</sup> calendar days from listing			No. of IPOs trading at discount – 180 <sup>th</sup> calendar days from listing			No. of IPOs trading at premium – 180 <sup>th</sup> calendar days from listing		
			Over 50%	Between 25-50%	Less than 25%	Over 50%	Between 25-50%	Less than 25%	Over 50%	Between 25-50%	Less than 25%	Over 50%	Between 25-50%	Less than 25%
2019-20	-	-	-	-	-	-	-	-	-	-	-	-	-	
2020-21	-	-	-	-	-	-	-	-	-	-	-	-	-	
2021-22	2	8,301.53	NA			1	-	1	NA			1	-	1

Source: [www.bseindia.com](http://www.bseindia.com)

Note: NA means Not Applicable.

### B. IIFL Securities Limited

1. Price information of past issues handled by IIFL Securities Limited:

Sr. No.	Issue Name	Issue Size (in Rs. Mn)	Issue Price (Rs.)	Designated Stock Exchange as disclosed in the Red Herring Prospectus filed	Listing Date	Opening Price on Listing Date	+/- % change in closing price*, [+/- % change in closing benchmark]- 30th calendar days from listing	+/- % change in closing price*, [+/- % change in closing benchmark]- 90th calendar days from listing	+/- % change in closing price*, [+/- % change in closing benchmark]- 180th calendar days from listing
1	S.J.S Enterprises Ltd.	8,000.00	542.00	NSE	November 15, 2021	542.00	-24.99%, [-4.33%]	-29.33%, [-4.06%]	-30.67%, [-12.85%]
2	Sapphire Foods India Limited	20,732.53	1,180.00	NSE	November 18, 2021	1,350.00	+3.69%, [-4.39%]	+20.78%, [-2.32%]	-7.85%, [-10.82%]
3	Star Health and Allied Insurance Company Limited	60,186.84	900.00 <sup>(1)</sup>	NSE	December 10, 2021	845.00	-14.78%, [+1.72%]	-29.79%, [-6.66%]	-22.21%, [-6.25%]
4	Anand Rathi Wealth Limited	6,593.75	550.00 <sup>(2)</sup>	BSE	December 14, 2021	602.05	+12.38%, [+5.22%]	+4.46%, [-4.42%]	+19.55%, [-6.56%]
5	Rategain Travel Technologies Limited	13,357.35	425.00 <sup>(3)</sup>	NSE	December 17, 2021	360.00	+11.99%, [+7.48%]	-31.08%, [-0.06%]	-35.24%, [-7.38%]
6	Data Patterns (India) Limited	5,882.24	585.00	NSE	December 24, 2021	856.05	+29.70%, [+3.61%]	+13.56%, [+1.42%]	+14.16%, [-8.03%]
7	Vedant Fashions Limited	31,491.95	866.00	NSE	February 16, 2022	935.00	+3.99%, [-0.20%]	+14.53%, [-8.54%]	+37.67%, [+2.17%]
8	Rainbow Childrens Medicare Limited	15,808.49	542.00 <sup>(4)</sup>	NSE	May 10, 2022	510.00	-13.84%, [+0.72%]	-12.80%, [+7.13%]	N.A.
9	eMudhra Limited	4,127.86	256.00	BSE	June 1, 2022	271.00	-1.52%, [-4.27%]	40.66%, [+4.68%]	N.A.
10	Syrma SGS Technology Limited	8,401.26	220.00	BSE	August 26, 2022	262.00	N.A.	N.A.	N.A.

Source: [www.nseindia.com](http://www.nseindia.com); [www.bseindia.com](http://www.bseindia.com), as applicable

(1) A discount of INR 80 Per Equity Share was offered to eligible employees bidding in the employee reservation portion

(2) A discount of INR 25 Per Equity Share was offered to eligible employees bidding in the employee reservation portion

(3) A discount of INR 40 Per Equity Share was offered to eligible employees bidding in the employee reservation portion

(4) A discount of INR 20 Per Equity Share was offered to eligible employees bidding in the employee reservation portion

Note: Benchmark Index taken as NIFTY 50 or S&P BSE SENSEX, as applicable. Price of the designated stock exchange as disclosed by the respective issuer at the time of the issue has been considered for all of the above calculations. The 30<sup>th</sup>, 90<sup>th</sup> and 180<sup>th</sup> calendar day from listed day have been taken as listing day plus 29, 89 and 179 calendar days, except wherever 30<sup>th</sup> /90<sup>th</sup> / 180<sup>th</sup> calendar day from listing day is a holiday, the closing data of the previous trading day has been considered. % change taken against the Issue Price in case of the Issuer. NA means Not Applicable. The above past price information is only restricted to past 10 initial public offers.

2. Summary statement of price information of past issues handled by IIFL Securities Limited:

Financial Year	Total No. of IPO's	Total Funds Raised (in Rs. Mn)	No. of IPOs trading at discount – 30 <sup>th</sup> calendar days from listing			No. of IPOs trading at premium – 30 <sup>th</sup> calendar days from listing			No. of IPOs trading at discount – 180 <sup>th</sup> calendar days from listing			No. of IPOs trading at premium – 180 <sup>th</sup> calendar days from listing		
			Over 50%	Between 25-50%	Less than 25%	Over 50%	Between 25-50%	Less than 25%	Over 50%	Between 25-50%	Less than 25%	Over 50%	Between 25-50%	Less than 25%
2020-21	8	47,017.65	-	-	4	2	1	1	-	1	-	3	3	1
2021-22	17	3,58,549.95	-	-	5	-	4	8	-	6	4	3	1	3
2022-23	3	28,337.61	-	-	2	-	-	-	-	-	-	-	-	-

Source: [www.nseindia.com](http://www.nseindia.com); [www.bseindia.com](http://www.bseindia.com), as applicable

Note: Data for number of IPOs trading at premium/discount taken at closing price of the designated stock exchange as disclosed by the respective issuer at the time of the issue has been considered on the respective date. In case any of the days falls on a non-trading day, the closing price on the previous trading day has been considered.

NA means Not Applicable.

### C. JM Financial

1. Price information of past issues (during the current Financial Year and two Financial Years preceding the current Financial Year) handled by JM Financial Limited.

Sr. No.	Issue name	Issue Size ( million)	Issue price ( )	Listing Date	Opening price on Listing Date (in `)	+/- % change in closing price, [+/- % change in closing benchmark] - 30 <sup>th</sup> calendar days from listing	+/- % change in closing price, [+/- % change in closing benchmark] - 90 <sup>th</sup> calendar days from listing	+/- % change in closing price, [+/- % change in closing benchmark] - 180 <sup>th</sup> calendar days from listing
1.	Paredeep Phosphates Limited <sup>#</sup>	15,017.31	42.00	May 27, 2022	43.55	-10.24% [-3.93%]	27.50% [7.65%]	Not Applicable
2.	Life Insurance Corporation of India <sup>#8</sup>	205,572.31	949.00	May 17, 2022	867.20	-27.24% [-3.27%]	-28.12% [9.47%]	Not Applicable
3.	Campus Activewear Limited <sup>*7</sup>	13,997.70	292.00	May 05, 2022	360.00	11.92% [0.70%]	41.71% [6.72%]	Not Applicable
4.	AGS Transact Technologies Limited <sup>#</sup>	6,800.00	175.00	January 31, 2022	176.00	-42.97% [-3.05%]	-28.63% [-1.64%]	-52.69% [-0.77%]
5.	CMS Info Systems Limited <sup>#</sup>	11,000.00	216.00	December 31, 2021	218.50	21.99% [-1.81%]	25.35% [0.74%]	3.75% [-8.71%]
6.	Data Patterns (India) Limited <sup>*</sup>	5,882.24	585.00	December 24, 2021	856.05	29.70% [3.61%]	13.56% [1.42%]	14.16% [-8.03%]
7.	C.E. Info Systems Limited <sup>#</sup>	10,396.06	1,033.00	December 21, 2021	1,581.00	70.21% [6.71%]	48.48% [2.74%]	21.40% [-8.80%]
8.	Tega Industries Limited <sup>*</sup>	6,192.27	453.00	December 13, 2021	760.00	30.70% [3.96%]	1.02% [-4.25%]	3.39% [-6.66%]
9.	Go Fashion (India) Limited <sup>*</sup>	10,136.09	690.00	November 30, 2021	1,310.00	59.75% [1.36%]	32.91% [-1.91%]	48.90% [-3.71%]
10.	Sapphire Foods India Limited <sup>*</sup>	20,732.53	1,180.00	November 18, 2021	1,350.00	3.69% [-4.39%]	20.78% [-2.32%]	-7.85% [-10.82%]

Source: [www.nseindia.com](http://www.nseindia.com) and [www.bseindia.com](http://www.bseindia.com)

<sup>#</sup> BSE as Designated Stock Exchange

<sup>\*</sup> NSE as Designated Stock Exchange

Notes:

- Opening price information as disclosed on the website of the Designated Stock Exchange.
- Change in closing price over the issue/offer price as disclosed on Designated Stock Exchange.
- For change in closing price over the closing price as on the listing date, the CNX NIFTY or S&P BSE SENSEX is considered as the Benchmark Index as per the Designated Stock Exchange disclosed by the respective Issuer at the time of the issue, as applicable.
- In case of reporting dates falling on a trading holiday, values for the trading day immediately preceding the trading holiday have been considered.
- 30<sup>th</sup> calendar day has been taken as listing date plus 29 calendar days; 90<sup>th</sup> calendar day has been taken as listing date plus 89 calendar days; 180<sup>th</sup> calendar day has been taken as listing date plus 179 calendar days.
- Restricted to last 10 issues.
- A discount of Rs. 27 per Equity Share was offered to Eligible Employees bidding in the Employee Reservation Portion.
- A discount of Rs. 45 per Equity Share was offered to Eligible Employees bidding in the Employee Reservation Portion and Retail Individual Investors. A discount of Rs. 60 per Equity Share was offered to Policy holders.
- Not Applicable – Period not completed

2. Summary statement of price information of past issues handled by JM Financial Limited:

Financial Year	Total no. of IPOs	Total funds raised ( Millions)	Nos. of IPOs trading at discount on as on 30 <sup>th</sup> calendar days from listing date			Nos. of IPOs trading at premium on as on 30 <sup>th</sup> calendar days from listing date			Nos. of IPOs trading at discount as on 180 <sup>th</sup> calendar days from listing date			Nos. of IPOs trading at premium as on 180 <sup>th</sup> calendar days from listing date		
			Over 50%	Between 25% - 50%	Less than 25%	Over 50%	Between 25%-50%	Less than 25%	Over 50%	Between 25%-50%	Less than 25%	Over 50%	Between 25%-50%	Less than 25%
2022-2023	3	2,34,587.32	-	1	1	-	-	1	-	-	-	-	-	-
2021-2022	17	2,89,814.06	-	1	2	5	5	4	1	2	3	4	3	4
2020-2021	8	62,102.09	-	-	3	2	1	2	-	-	-	5	2	1

**Track record of past issues handled by the BRLMs**

For details regarding the track record of the BRLMs, as specified in circular reference CIR/MIRSD/1/2012 dated January 10, 2012 issued by SEBI, see the websites of the BRLMs, as set forth in the table below:

Sr. No.	Name of BRLM	Website
1.	Anand Rathi Advisors	www.rathi.com
2.	IIFL Securities	www.iiflcap.com
3.	JM Financial	www.jmfl.com

## **Stock Market Data of Equity Shares**

This being an initial public offer of our Company, the Equity Shares are not listed on any stock exchange and accordingly, no stock market data is available for the Equity Shares.

## **Mechanism for Redressal of Investor Grievances**

The Registrar Agreement provides for the retention of records with the Registrar to the Issue for a period of at least eight years from the date of listing and commencement of trading of the Equity Shares on the Stock Exchanges, subject to agreement with our Company for storage of such records for longer period, to enable the investors to approach the Registrar to the Issue for redressal of their grievances.

All grievances in relation to the Bidding process may be addressed to the Registrar to the Issue with a copy to the relevant Designated Intermediary to whom the Bid cum Application Form was submitted. The Bidder should give full details such as name of the sole or first Bidder, Bid cum Application Form number, Bidder DP ID, Client ID, PAN, date of the submission of Bid cum Application Form, address of the Bidder, number of the Equity Shares applied for and the name and address of the Designated Intermediary where the Bid cum Application Form was submitted by the Bidder.

The Registrar to the Issue shall obtain the required information from the SCSBs and Sponsor Banks for addressing any clarifications or grievances of ASBA Bidders. Our Company, the BRLMs and the Registrar to the Issue accept no responsibility for errors, omissions, commission or any acts of SCSBs including any defaults in complying with its obligations under applicable SEBI ICDR Regulations. Investors can contact our Company Secretary and Compliance Officer or the Registrar to the Issue in case of any pre-Issue or post-Issue related problems such as non-receipt of letters of Allotment, non-credit of allotted Equity Shares in the respective beneficiary account, non-receipt of refund intimations and non-receipt of funds by electronic mode.

In terms of SEBI circular SEBI/HO/CFD/DIL2/CIR/P/2018/22 dated February 15, 2018, SEBI circular SEBI/HO/CFD/DIL2/CIR/P/2021/2480/1/M dated March 16, 2021, as amended pursuant to the SEBI circular SEBI/HO/CFD/DIL2/P/CIR/2021/570 dated June 2, 2021 and SEBI circular no. SEBI/HO/CFD/DIL2/CIR/P/2022/51 dated April 20, 2022 and subject to applicable law, any ASBA Bidder whose Bid has not been considered for Allotment, due to failure on the part of any SCSB, shall have the option to seek redressal of the same by the concerned SCSB within three months of the date of listing of the Equity Shares. SCSBs are required to resolve these complaints within 15 days, failing which the concerned SCSB would have to pay interest at the rate of 15% per annum for any delay beyond this period of 15 days. Further, the investors shall be compensated by the SCSBs at the rate higher of ₹100 per day or 15% per annum of the application amount in the events of delayed or withdrawal of applications, blocking of multiple amounts for the same UPI application, blocking of more amount than the application amount, delayed unblocking of amounts for the stipulated period. In an event there is a delay in redressal of the investor grievance, the BRLMs shall compensate the investors at the rate higher of ₹100 per day or 15% per annum of the application amount for the period of such delay, which period shall start from the day following the receipt of a complaint from the investor. Further, in terms of SEBI circular no. SEBI/HO/CFD/DIL2/CIR/P/2022/51 dated April 20, 2022, the payment of processing fees to the SCSBs shall be undertaken pursuant to an application made by the SCSBs to the BRLMs, and such application shall be made only after (i) unblocking of application amounts for each application received by the SCSB has been fully completed, and (ii) applicable compensation relating to investor complaints has been paid by the SCSB.

Further, in case of any delay in unblocking of amounts in the ASBA Accounts (including amounts blocked through the UPI Mechanism) exceeding four Working Days from the Bid/ Issue Closing Date, the Bidder shall be compensated at a uniform rate of ₹100 per day or 15% per annum of the application amount for the period of such delay by the intermediary responsible for causing such delay in unblocking, which period shall start from the day following the receipt of a complaint from the investor. The BRLMs shall, in their sole discretion, identify and fix the liability on such intermediary or entity responsible for such delay in unblocking. Further, Investors shall be entitled to compensation in the manner specified in SEBI circular no. SEBI/HO/CFD/DIL1/CIR/P/2021/47 dated March 31, 2021 and SEBI circular no. SEBI/HO/CFD/DIL2/CIR/P/2021/2480/1/M dated March 16, 2021, as amended pursuant to SEBI circular no. SEBI/HO/CFD/DIL2/P/CIR/2021/570 dated June 2, 2021 and SEBI circular no. (SEBI/HO/CFD/DIL2/CIR/P/2022/51) dated April 20, 2022 in case of delays in resolving investor grievances in relation to blocking/unblocking of funds. For the avoidance of doubt, the provisions of SEBI circular no. SEBI/HO/CFD/DIL1/CIR/P/2021/47 dated March 31, 2021 and SEBI circular no. SEBI/HO/CFD/DIL2/CIR/P/2021/2480/1/M dated March 16, 2021, as amended pursuant to SEBI circular no. SEBI/HO/CFD/DIL2/P/CIR/2021/570 dated June 2, 2021 and SEBI circular no. (SEBI/HO/CFD/DIL2/CIR/P/2022/51) dated April 20, 2022 shall be deemed to be incorporated in the deemed

agreement of the Company with the SCSBs to the extent applicable.

The processing fees for applications made by UPI Bidders using the UPI Mechanism may be released to the remitter banks (SCSBs) only after such banks provide a written confirmation on compliance with SEBI Circular No: SEBI/HO/CFD/DIL2/P/CIR/2021/570 dated June 02, 2021 read with SEBI Circular No: SEBI/HO/CFD/DIL2/CIR/P/2021/2480/1/M dated March 16, 2021 and SEBI circular no. SEBI/HO/CFD/DIL2/CIR/P/2022/51 dated April 20, 2022.

Our Company has obtained authentication on the SCORES and is compliant with the SEBI circular (CIR/OIAE/1/2014) dated December 18, 2014 in relation to redressal of investor grievances through SCORES.

Anchor Investors are required to address all grievances in relation to the Issue to the BRLMs.

Further, the Bidder shall also enclose a copy of the Acknowledgment Slip duly received from the concerned Designated Intermediary in addition to the information mentioned hereinabove.

#### **Disposal of Investor Grievances by our Company**

Our Company and Subsidiaries have not received any investor grievances in the last three Financial Years prior to the filing of the Draft Red Herring Prospectus and up to the date of this Red Herring Prospectus.

Our Company estimates that the average time required by our Company or the Registrar to the Issue or the relevant Designated Intermediary, for the redressal of routine investor grievances shall be ten Working Days from the date of receipt of the complaint. In case of non-routine complaints and complaints where external agencies are involved, our Company will seek to redress these complaints as expeditiously as possible.

Our Company has appointed Rajiv Kumar, as the Compliance Officer for the Issue and he may be contacted in case of any pre-Issue or post-Issue related problems. For details, see “*General Information*” on page 68.

Our Company has also constituted a Stakeholders’ Relationship Committee comprising Jyotsna Angara, Astha Bajaj and Karan Bajaj as members, to review and redress shareholder and investor grievances. For details, see “*Our Management*” on page 190.

## SECTION VII: ISSUE INFORMATION

### TERMS OF THE ISSUE

The Equity Shares being Allotted pursuant to the Issue shall be subject to the provisions of the Companies Act 2013, SEBI ICDR Regulations, SCRA, SCRR, the MoA, AoA, Listing Regulations, the terms of this Red Herring Prospectus, the Prospectus, the Abridged Prospectus, Bid cum Application Form, the Revision Form, the CAN/Allotment Advice and other terms and conditions as may be incorporated in the Allotment Advice and other documents/certificates that may be executed in respect of the Issue. The Equity Shares shall also be subject to laws as applicable, guidelines, rules, notifications and regulations relating to the issue of capital, and listing and trading of securities issued from time to time by SEBI, the Government of India, the Stock Exchanges, RoC and/or other authorities, as in force on the date of the Issue and to the extent applicable or such other conditions as may be prescribed by the SEBI, the Government of India, the Stock Exchanges, the RoC and/or any other authorities while granting its approval for the Issue.

#### The Issue

The Issue comprises a Fresh Issue by our Company.

#### Ranking of the Equity Shares

The Allottees upon Allotment of Equity Shares under the Issue will be entitled to dividend and other corporate benefits, if any, declared by our Company after the date of Allotment. The Equity Shares issued in the Issue shall be *pari passu* with the existing Equity Shares in all respects including dividends. For details, see “*Description of Equity Shares and Terms of Articles of Association*” on page 362.

#### Mode of Payment of Dividend

Our Company shall pay dividends, if declared, to the Shareholders as per the provisions of the Companies Act, our MoA, AoA, the Listing Regulations and other applicable laws including guidelines or directives that may be issued by the GoI in this respect. All dividends, declared by our Company after the date of Allotment (pursuant to the Allotment of Equity Shares), will be payable to the Allottees, for the entire year, in accordance with applicable law. For details in relation to dividends, see “*Dividend Policy*” and “*Description of Equity Shares and Terms of the Articles of Association*” on pages 216 and 362, respectively.

#### Face Value, Issue Price and Price Band

The face value of each Equity Share is ₹ 10 and the Issue Price at Floor Price is ₹ [●] per Equity Share and at Cap Price is ₹ [●] per Equity Share. The Anchor Investor Issue Price is ₹ [●] per Equity Share.

The Price Band and the minimum Bid Lot size will be decided by our Company in consultation with the BRLMs, and will be advertised, at least two Working Days prior to the Bid/ Issue Opening Date, in all editions of Financial Express, an English national daily newspaper and all editions of Jansatta, a Hindi national daily newspaper and all editions of Surya, a Telugu daily newspaper (Telugu being the regional language of Telangana, where our Registered Office is located) each with wide circulation and shall be made available to the Stock Exchanges for the purpose of uploading on their respective websites. The Price Band, along with the relevant financial ratios calculated at the Floor Price and at the Cap Price, shall be pre-filled in the Bid cum Application Forms available on the respective websites of the Stock Exchanges.

At any given point of time, there shall be only one denomination for the Equity Shares.

#### Compliance with Disclosure and Accounting Norms

Our Company shall comply with all disclosure and accounting norms as specified by the SEBI from time to time.

#### Rights of the Shareholders

Subject to applicable laws, rules, regulations and guidelines and the AoA, our Shareholders shall have the following rights:

- Right to receive dividends, if declared;

- Right to attend general meetings and exercise voting rights, unless prohibited by law;
- Right to vote on a poll either in person or by proxy or e-voting, in accordance with the provisions of the Companies Act;
- Right to receive offers for rights shares and be allotted bonus shares, if announced;
- Right to receive surplus on liquidation, subject to any statutory and preferential claim being satisfied;
- Right of free transferability of their Equity Shares, subject to applicable laws including any RBI rules and regulations; and
- Such other rights, as may be available to a shareholder of a listed public company under the Companies Act 2013, the Listing Regulations and the MoA & AoA of our Company and other applicable laws.

For a detailed description of the main provisions of the AoA of our Company relating to voting rights, dividend, forfeiture and lien, transfer, transmission and/or consolidation/splitting, see “*Description of Equity Shares and Terms of Articles of Association*” on page 362.

#### **Allotment only in dematerialized form**

Pursuant to Section 29 of the Companies Act and the SEBI ICDR Regulations, the Equity Shares shall be Allotted only in dematerialised form. As per the SEBI ICDR Regulations and the Listing Regulations, the trading of the Equity Shares shall only be in dematerialised form. In this context, two agreements have been entered into amongst our Company, the respective Depositories and Registrar to the Issue:

- Tripartite agreement dated December 3, 2018 amongst our Company, NSDL and Registrar to the Issue.
- Tripartite agreement dated December 4, 2018 amongst our Company, CDSL and Registrar to the Issue.

#### **Market Lot and Trading Lot**

Since trading of the Equity Shares is in dematerialised form, the tradable lot is one Equity Share. Allotment in this Issue will be only in electronic form in multiples of [●] Equity Share subject to a minimum Allotment of [●] Equity Shares. For the method of Basis of Allotment, see “*Issue Procedure*” on page 344.

#### **Joint Holders**

Where two or more persons are registered as the holders of the Equity Shares, they will be deemed to hold such Equity Shares as joint tenants with benefits of survivorship.

#### **Nomination facility to investors**

In accordance with Section 72 of the Companies Act, read with the Companies (Share Capital and Debentures) Rules, 2014, the sole Bidder, or the first Bidder along with other joint Bidders, may nominate any one person in whom, in the event of the death of sole Bidder or in case of joint Bidders, death of all the Bidders, as the case may be, the Equity Shares Allotted, if any, shall vest. A person, being a nominee, entitled to the Equity Shares by reason of the death of the original holder(s), shall be entitled to the same advantages to which he or she would be entitled if he or she were the registered holder of the Equity Share(s). Where the nominee is a minor, the holder(s) may make a nomination to appoint, in the prescribed manner, any person to become entitled to Equity Share(s) in the event of his or her death during the minority. A nomination shall stand rescinded upon a sale/transfer/alienation of Equity Share(s) by the person nominating. A buyer will be entitled to make a fresh nomination/ cancel nomination in the manner prescribed. Fresh nomination can be made only on the prescribed form available on request at our Registered Office or to the registrar and transfer agents of our Company.

Further, any person who becomes a nominee by virtue of the provisions of Section 72 of the Companies Act shall upon the production of such evidence as may be required by the Board, elect either:

- a) to register himself or herself as the holder of the Equity Shares; or
- b) to make such transfer of the Equity Shares, as the deceased holder could have made.



Further, our Board may at any time give notice requiring any nominee to choose either to be registered himself or herself or to transfer the Equity Shares, and if the notice is not complied with within a period of 90 days, the Board may thereafter withhold payment of all dividends, bonuses or other monies payable in respect of the Equity Shares, until the requirements of the notice have been complied with.

Since the Allotment of Equity Shares in the Issue will be made only in dematerialized mode, there is no need to make a separate nomination with our Company. Nominations registered with respective Depository Participant of the Bidder would prevail. If the Bidder wants to change the nomination, they are requested to inform their respective Depository Participant.

### Withdrawal of the Issue

Our Company in consultation with the BRLMs, reserve the right not to proceed with the Issue, after the Bid/ Issue Opening Date but before the Allotment. In such an event, our Company would issue a public notice in the newspapers in which the pre-Issue advertisements were published, within two days of the Bid/ Issue Closing Date or such other time as may be prescribed by SEBI, providing reasons for not proceeding with the Issue and inform the Stock Exchanges simultaneously. The BRLMs, through the Registrar to the Issue, shall notify the SCSBs and the Sponsor Banks, to unblock the bank accounts of the ASBA Bidders within one Working Day from the date of receipt of such notification and also inform the Banker to the Issue to process refunds to the Anchor Investors, as the case may be. Our Company shall also inform the same to the Stock Exchanges on which Equity Shares are proposed to be listed. The notice of withdrawal will be issued in the same newspapers where the pre-Issue advertisements have appeared and the Stock Exchanges will also be informed promptly.

If our Company withdraws the Issue after the Bid/ Issue Closing Date and thereafter determines that it will proceed with an issue of the Equity Shares, our Company shall file a fresh draft red herring prospectus with SEBI. Notwithstanding the foregoing, this Issue is also subject to obtaining the final listing and trading approvals of the Stock Exchange, which our Company shall apply for after Allotment, and the final RoC approval of the Prospectus after it is filed with the RoC.

In terms of the UPI Circulars, in relation to the Issue, the BRLMs will submit reports of compliance with T+6 listing timelines and activities, identifying non-adherence to timelines and processes and an analysis of entities responsible for the delay and the reasons associated with it. Further, in case of any delay in unblocking of amounts in the ASBA Accounts (including amounts blocked through the UPI Mechanism) exceeding four Working Days from the Bid/ Issue Closing Date, the Bidder shall be compensated at a uniform rate of ₹100 per day or 15% per annum of the application amount for the period of such delay by the intermediary responsible for causing such delay in unblocking, which period shall start from the day following the receipt of a complaint from the investor. The BRLMs shall, in their sole discretion, identify and fix the liability on such intermediary or entity responsible for such delay in unblocking. Further, Investors shall be entitled to compensation in the manner specified in the SEBI circular no. SEBI/HO/CFD/DIL2/CIR/P/2021/2480/1/M dated March 16, 2021 in case of delays in resolving investor grievances in relation to blocking/unblocking of funds. For the avoidance of doubt, the provisions of the SEBI circular no. SEBI/HO/CFD/DIL2/CIR/P/2021/2480/1/M dated March 16, 2021 shall be deemed to be incorporated in the deemed agreement of the Company with the SCSBs to the extent applicable.

### Bid/ Issue Programme

<b>BID/ ISSUE OPENS ON</b>	Tuesday, October 4, 2022 <sup>(1)</sup>
<b>BID/ ISSUE CLOSES ON</b>	Friday, October 7, 2022

(1) Our Company in consultation with the BRLMs consider participation by Anchor Investors. The Anchor Investor Bid/ Issue Period shall be one Working Day prior to the Bid/ Issue Opening Date in accordance with the SEBI ICDR Regulations

An indicative timetable in respect of the Issue is set out below:

Event	Indicative Date
Bid/ Issue Closing Date	Friday, October 7, 2022
Finalisation of Basis of Allotment with the Designated Stock Exchange	On or about October 12, 2022
Initiation of refunds (if any, for Anchor Investors)/unblocking of funds from ASBA Account*	On or about October 13, 2022
Credit of Equity Shares to demat accounts of Allottees	On or about October 14, 2022
Commencement of trading of the Equity Shares on the Stock Exchanges	On or about Monday, October 17, 2022

\* In accordance with SEBI circular dated March 16, 2021, for IPOs opening subsequent to May 1, 2021 (or any other date as prescribed by SEBI) in case of (i) any delay in unblocking of amounts in the ASBA Accounts (including amounts blocked through the UPI Mechanism) for cancelled/ withdrawn/deleted ASBA Forms, the Bidder shall be compensated by the SCSB at a uniform rate of ₹100 per day or 15% per annum of the Bid Amount, whichever is higher from the date on which the request for cancellation/ withdrawal/ deletion is placed in the Stock

Exchanges bidding platform until the date on which the amounts are unblocked; (ii) any blocking of multiple amounts for the same ASBA Form (for amounts blocked through the UPI Mechanism), the Bidder shall be compensated by the SCSB at a uniform rate ₹100 per day or 15% per annum of the total cumulative blocked amount except the original application amount, whichever is higher from the date on which such multiple amounts were blocked till the date of actual unblock; (iii) any blocking of amounts more than the Bid Amount, the Bidder shall be compensated by the SCSB at a uniform rate of ₹100 per day or 15% per annum of the difference in amount, whichever is higher from the date on which such excess amounts were blocked till the date of actual unblock; (iv) any delay in unblocking of non-allotted/ partially allotted Bids, exceeding four Working Days from the Bid/Issue Closing Date, the Bidder shall be compensated by the SCSB at a uniform rate of ₹100 per day or 15% per annum of the Bid Amount, whichever is higher for the entire duration of delay exceeding four Working Days from the Bid/ Issue Closing Date till the date of the actual unblock. The SCSBs shall compensate the Bidder, immediately on the date of receipt of complaint from the Bidder. From the date of receipt of complaint from the Bidder, in addition to the compensation to be paid by the SCSBs as above, the post-Issue BRLMs shall be liable for compensating the Bidder at a uniform rate of ₹100 per day or 15% per annum of the Bid Amount, whichever is higher from the date of on which grievance is received by the BRLMs or Registrar until the date on which the blocked amounts are unblocked. The Bidder shall be compensated in the manner specified in the SEBI circular no. SEBI/HO/CFD/DIL1/CIR/P/2021/47 dated March 31, 2021 and SEBI circular no. SEBI/HO/CFD/DIL2/CIR/P/2021/2480/1/M dated March 16, 2021, as amended pursuant to SEBI circular no. SEBI/HO/CFD/DIL2/P/CIR/2021/570 dated June 2, 2021 and SEBI circular no. (SEBI/HO/CFD/DIL2/CIR/P/2022/51) dated April 20, 2022, which for the avoidance of doubt, shall be deemed to be incorporated in the deemed agreement of the Company with the SCSBs, to the extent applicable.

**The above timetable, is indicative and does not constitute any obligation or liability on our Company or the BRLMs.**

**Whilst the Company shall ensure that all steps for the completion of the necessary formalities for the listing and the commencement of trading of the Equity Shares on the Stock Exchanges are taken within six Working Days of the Bid/ Issue Closing Date, or such other period as may be prescribed by the SEBI, the timetable may be extended due to various factors, such as extension of the Bid/ Issue Period by our Company in consultation with the BRLMs, revision of the Price Band or any delay in receiving the final listing and trading approval from the Stock Exchanges, and delay in respect of final certificates from SCSBs. The commencement of trading of the Equity Shares will be entirely at the discretion of the Stock Exchanges and in accordance with the applicable laws.**

**SEBI is in the process of streamlining and reducing the post issue timeline for IPOs. Any circulars or notifications from SEBI after the date of this Red Herring Prospectus may result in changes to the above mentioned timelines. Further, the Issue procedure is subject to change to any revised SEBI circulars to this effect.**

**Submission of Bids (other than Bids from Anchor Investors):**

<b>Bid/ Issue Period (except the Bid/ Issue Closing Date)</b>	
Submission and Revision in Bids	Only between 10.00 a.m. and 5.00 p.m. (Indian Standard Time (“IST”))
<b>Bid/ Issue Closing Date*</b>	
Submission and Revision in Bids	Only between 10.00 a.m. and 3.00 p.m. IST

*UPI Mandate end time and date be at 5:00 pm on October 7, 2022.*

**On the Bid/ Issue Closing Date, the Bids shall be uploaded until:**

- (i) 4.00 p.m. IST in case of Bids by QIBs and Non-Institutional Bidders, and
- (ii) until 5.00 p.m. IST or such extended time as permitted by the Stock Exchanges, in case of Bids by UPI Bidders

The Registrar to the Offer shall submit the details of cancelled/withdrawn/deleted applications to SCSBs on a daily basis within 60 minutes of the Bid closure time from the Bid/ Issue Opening Date till the Bid/ Issue Closing Date by obtaining the same from the Stock Exchanges. The SCSBs shall unblock such applications by the closing hours of the Working Day and submit the confirmation to the BRLMs and the Registrar to the Offer on a daily basis. To avoid duplication, the facility of re-initiation provided to Syndicate Members shall preferably be allowed only once per Bid/ batch and as deemed fit by the Stock Exchanges, after closure of the time for uploading Bids. It is clarified that Bids not uploaded on the electronic bidding system or in respect of which the full Bid Amount is not blocked by SCSBs or not blocked under the UPI Mechanism in the relevant ASBA Account, as the case may be, and the Sponsor Banks would be rejected

On Bid/ Issue Closing Date, extension of time will be granted by the Stock Exchanges only for uploading Bids received by UPI Bidders, after taking into account the total number of Bids received and as reported by the BRLMs to the Stock Exchanges.

Due to limitation of time available for uploading the Bids on the Bid/ Issue Closing Date, Bidders are advised to submit their Bids one day prior to the Bid/ Issue Closing Date, and in any case no later than 3:00 p.m. IST on the Bid/ Issue Closing Date. Any time mentioned in this Red Herring Prospectus is IST. Bidders are cautioned that, in the event a large number of Bids are received on the Bid/ Issue Closing Date, some Bids may not get uploaded due to lack of sufficient time. Such Bids that cannot be uploaded will not be considered for allocation under this Issue. Bids will be accepted only during Working Days, during the Bid/ Issue Period. Bids will be accepted only during Monday to Friday (excluding any public holiday), during the Bid/Issue period. Bids and revisions shall not be accepted on Saturdays and public holidays. It is clarified that Bids not uploaded on the electronic bidding system or in respect of which the full Bid Amount is not blocked by SCsBs or not blocked under the UPI Mechanism in the relevant ASBA Account, as the case may be, would be rejected. The Designated Intermediaries shall modify select fields uploaded in the Stock Exchange Platform during the Bid/Issue Period till 5.00 pm on the Bid/Issue Closing Date after which the Stock Exchange(s) send the bid information to the Registrar to the Issue for further processing.

Bids will be accepted only on Working Days. Investors may please note that as per letters dated July 3, 2006 and July 6, 2006, issued by BSE and NSE respectively, Bids and any revisions in Bids shall not be accepted on Saturdays and public holidays as declared by the Stock Exchanges.

Our Company in consultation with the BRLMs reserve the right to revise the Price Band during the Bid/ Issue Period. The revision in the Price Band shall not exceed 20% on either side, *i.e.* the Floor Price can move up or down to the extent of 20% of the Floor Price and the Cap Price will be revised accordingly. The Floor Price will not be less than the face value of the Equity Shares. In all circumstances, the Cap Price shall be less than or equal to 120% of the Floor Price. Provided that the Cap Price of the Price Band shall be at least 105% of the Floor Price.

**In case of revision in the Price Band, the Bid/ Issue Period shall be extended for at least three additional Working Days after such revision, subject to the Bid/ Issue Period not exceeding 10 Working Days. In cases of *force majeure*, strike or similar circumstances, our Company in consultation with the BRLMs, for reasons to be recorded in writing, extend the Bid/ Issue Period for a minimum of three Working Days, subject to the Bid/ Issue Period not exceeding 10 Working Days. Any revision in Price Band, and the revised Bid/ Issue Period, if applicable, shall be widely disseminated by notification to the Stock Exchanges, by issuing a press release and also by indicating the change on the terminals of the Syndicate Members and by intimation to the Designated Intermediaries. In case of revision of price band, the Bid lot shall remain the same.**

In case of discrepancy in data entered in the electronic book vis-vis data contained in the Bid cum Application Form for a particular Bidder, the details as per the Bid file received from the Stock Exchanges shall be taken as the final data for the purpose of Allotment.

### **Minimum Subscription**

The requirement of minimum subscription is not applicable to the Issue in accordance with the SEBI ICDR Regulations. In the event our Company does not receive (i) a minimum subscription of 90% of the Issue, and (ii) a subscription in the Issue as specified under Rule 19(2)(b) of the SCRR, including devolvement of Underwriters, if any, within 60 days from the date of Bid/ Issue Closing Date, or if the subscription level falls below the thresholds mentioned above after the Bid Closing Date, on account of withdrawal of applications or after technical rejections or any other reason, or if the listing or trading permission is not obtained from the Stock Exchanges for the Equity Shares being offered under this Red Herring Prospectus, our Company shall forthwith refund the entire subscription amount received. In terms of the SEBI circular SEBI/HO/CFD/DIL1/CIR/P/2021/47 dated March 31, 2021, our Company shall within four days from the closure of the Issue, refund the subscription amount received in case of non – receipt of minimum subscription or in case our Company fails to obtain listing or trading permission from the Stock Exchanges for the Equity Shares. If there is a delay beyond the prescribed time, our Company shall pay interest prescribed under the applicable law.

Further, our Company shall ensure that the number of prospective Allottees to whom the Equity Shares will be Allotted shall not be less than 1,000 in compliance with Regulation 49(1) of the SEBI ICDR Regulations failing which the entire application money shall be unblocked in the respective ASBA Accounts of the Bidders. In case of delay, if any, in unblocking the ASBA Accounts within such timeline as prescribed under applicable laws, our Company shall be liable to pay interest on the application money in accordance with applicable laws.

### **Arrangements for Disposal of Odd Lots**

There are no arrangements for disposal of odd lots since our Equity Shares will be traded in dematerialised form only and market lot for our Equity Shares will be one Equity Share.

**Restrictions, if any on Transfer and Transmission of Equity Shares**

Except for lock-in of the pre-Issue capital of our Company, lock-in of the Promoters' minimum contribution and the Anchor Investor lock-in as provided in "*Capital Structure*" on page 78 and except as provided under the AoA, there are no restrictions on transfer of the Equity Shares. Further, there are no restrictions on transmission of any shares of our Company and on their consolidation or splitting, except as provided in the AoA. For details, see "*Description of Equity Shares and terms of Articles of Association*" on page 362.

## ISSUE STRUCTURE

Issue of up to [●] Equity Shares comprising an issue of Equity Shares.

The Issue shall constitute at least [●]% of the post-Issue paid-up Equity Share capital of our Company. The face value of the Equity Shares is ₹ 10 each.

The Issue is being made through the Book Building Process.

Particulars	QIBs <sup>(1)</sup>	Non Institutional Bidders	Retail Individual Bidders
Number of Equity Shares available for Allotment/allocation <sup>(2)</sup>	Not more than [●] Equity Shares	Not less than [●] Equity Shares available for allocation or Issue less allocation to QIB Bidders and RIBs	Not less than [●] Equity Shares available for allocation or Issue less allocation to QIB Bidders and Non Institutional Bidders
Percentage of Issue Size available for Allotment/allocation	Not more than 50% of the Issue size shall be allocated to QIB Bidders. However, 5% of the Net QIB Portion will be available for allocation proportionately to Mutual Funds only. Mutual Funds participating in the Mutual Fund Portion will also be eligible for allocation in the remaining balance net QIB Portion. The unsubscribed portion in the Mutual Fund Portion will be added to the Net QIB Portion (excluding the Anchor Investor Portion).	Not less than 15% of the Issue or the Issue less allocation to QIB Bidders and Retail Individual Bidders will be available for allocation. One-third of the Non-Institutional Portion will be available for allocation to Bidders with an application size of more than ₹ 200,000 and up to ₹ 1,000,000 and two-thirds of the Non-Institutional Portion will be available for allocation to Bidders with an application size of more than ₹ 1,000,000.	Not less than 35% of the Issue, or the Issue less allocation to QIB Bidders and Non-Institutional Bidders will be available for allocation.
Basis of Allotment/allocation if respective category is oversubscribed	Proportionate as follows (excluding the Anchor Investor Portion):  1. Up to [●] Equity Shares shall be available for allocation on a proportionate basis to Mutual Funds only; and  2. [●] Equity Shares shall be available for allocation on a proportionate basis to all other QIBs, including Mutual Funds receiving allocation as per (a) above  Up to 60% of QIB portion, being Equity Shares may be allocated on a discretionary basis to Anchor Investors of which one-third shall be available for allocation to Mutual Funds only	Allotment of specified securities to each Non-Institutional Investor shall not be less than the minimum application size, subject to availability in the Non-Institutional Portion, and the remainder, if any, shall be allotted on a proportionate basis in accordance with the conditions specified in the SEBI ICDR Regulations.	Allotment to each Retail Individual Bidder shall not be less than the maximum Bid lot, subject to availability of Equity Shares in the Retail Portion and the remaining available Equity Shares is any, shall be allotted on a proportionate basis. For details see “ <i>Issue Procedure</i> ” on page 344.
Minimum Bid	Such number of Equity Shares that the Bid Amount exceeds ₹ 200,000 and in multiples of [●] Equity Shares thereafter	Such number of Equity Shares that the Bid Amount exceeds ₹ 200,000 and in multiples of [●] Equity Shares thereafter	[●] Equity Shares and in multiples of [●] Equity Shares thereafter
Maximum Bid	Such number of Equity Shares and in multiple of [●] Equity Shares not exceeding the size of the Issue, subject to applicable limits	Such number of Equity Shares and in multiples of [●] Equity Shares not exceeding the size of the Issue (excluding QIB portion), subject to applicable limits	Such number of Equity Shares and in multiples of [●] Equity Shares so that the Bid Amount does not exceed ₹ 200,000
Mode of Bidding	Only through the ASBA process (except for Anchor Investors, which shall include the UPI Mechanism for UPI Bidders). In case of UPI Bidders through the UPI Mechanism. <sup>^</sup>		

Particulars	QIBs <sup>(1)</sup>	Non Institutional Bidders	Retail Individual Bidders
Bid Lot	[●] Equity Shares and in multiples of [●] Equity Shares thereafter		
Mode of Allotment	Compulsorily in dematerialised form		
Allotment Lot	A minimum of [●] Equity Shares and in multiples of one Equity Share thereafter		
Trading Lot	One Equity Share		
Who can apply <sup>(4)</sup>	Public financial institutions as specified in Section 2(72) of the Companies Act, scheduled commercial banks, Mutual Funds, FPIs (other than individuals, corporate bodies and family offices), VCFs, AIFs, FVCIs registered with SEBI, multilateral and bilateral development financial institutions, state industrial development corporation, insurance companies registered with IRDAI, provident funds (subject to applicable law) with minimum corpus of ₹ 250 million, pension funds with minimum corpus of ₹ 250 million, National Investment Fund set up by the Government of India, the insurance funds set up and managed by army, navy or air force of the Union of India, insurance funds set up and managed by the Department of Posts, India and Systemically Important NBFCs.	Resident Indian individuals, Eligible NRIs, HUFs (in the name of the <i>karta</i> ), companies, corporate bodies, scientific institutions societies and trusts, and FPIs who are individuals, corporate bodies and family offices	Resident Indian individuals, Eligible NRIs and HUFs (in the name of <i>karta</i> )
Terms of Payment	<p><b>In case of Anchor Investors:</b> Full Bid Amount shall be payable by the Anchor Investors at the time of submission of their Bids<sup>(3)</sup></p> <p><b>In case of all other Bidders:</b> Full Bid Amount shall be blocked by the SCSBs in the bank account of the ASBA Bidder (other than Anchor Investors) including UPI ID in case of UPI Bidders, that is specified in the ASBA Form at the time of submission of the ASBA Form</p>		

<sup>^</sup> SEBI vide its circular no. SEBI/HO/CFD/DIL2/P/CIR/2022/75 dated May 30, 2022, has mandated that ASBA applications in Public Issues shall be processed only after the application monies are blocked in the investor's bank accounts. Accordingly, Stock Exchanges shall, for all categories of investors viz. Retail, QIB, NII and other reserved categories and also for all modes through which the applications are processed, accept the ASBA applications in their electronic book building platform only with a mandatory confirmation on the application monies blocked.

- (1) Our Company in consultation with the BRLMs may allocate up to 60% of the QIB Portion to Anchor Investors on a discretionary basis, in accordance with the SEBI ICDR Regulations subject to there being (i) a maximum of two Anchor Investors, where allocation in the Anchor Investor Portion is up to ₹ 100 million, (ii) minimum of two and maximum of 15 Anchor Investors, where the allocation under the Anchor Investor Portion is more than ₹ 100 million but up to ₹ 2,500 million under the Anchor Investor Portion, subject to a minimum Allotment of ₹ 50 million per Anchor Investor, and (iii) in case of allocation above ₹ 2,500 million under the Anchor Investor Portion, a minimum of five such investors and a maximum of 15 Anchor Investors for allocation up to ₹ 2,500 million, and an additional 10 Anchor Investors for every additional ₹ 2,500 million or part thereof will be permitted, subject to minimum allotment of ₹ 50 million per Anchor Investor. An Anchor Investor will make a minimum Bid of such number of Equity Shares, that the Bid Amount is at least ₹ 100 million. One-third of the Anchor Investor Portion shall be reserved for domestic Mutual Funds, subject to valid Bids being received from domestic Mutual Funds at or above the price at which allocation is being made to other Anchor Investors. For details, see "Issue Procedure" on page 344.
- (2) Subject to valid Bids being received at or above the Issue Price. This Issue is made in accordance with the Rule 19(2)(b) of the SCRR and is being made through the Book Building Process, in compliance with Regulation 6(1) of the SEBI ICDR Regulations.
- (3) Full Bid Amount shall be payable by the Anchor Investors at the time of submission of the Anchor Investor Application Forms, provided that any difference between the price at which Equity Shares are allocated to the Anchor Investors and the Anchor Investor Issue Price, shall be payable by the Anchor Investor Pay-in Date as mentioned in the CAN.
- (4) In case of joint Bids, the Bid cum Application Form should contain only the name of the First Bidder whose name should also appear as the first holder of the beneficiary account held in joint names. The signature of only such First Bidder is required in the Bid cum Application Form and such First Bidder will be deemed to have signed on behalf of the joint holders. Bidders will be required to confirm and will be deemed to have represented to our Company, the Underwriters, their respective directors, officers, agents, affiliates and representatives that they are eligible under applicable law, rules, regulations, guidelines and approvals to acquire the Equity Shares.

Subject to valid Bids being received at or above the Issue Price, under-subscription, if any, in the Non-Institutional Portion or the Retail Portion would be allowed to be met with spill-over from other categories or a combination of categories at the discretion of our Company in consultation with the BRLMs and the Designated Stock

Exchange, on a proportionate basis. However, under-subscription, if any, in the QIB Portion will not be allowed to be met with spill-over from other categories or a combination of categories. For details, see “*Terms of the Issue*” on page 335.

## ISSUE PROCEDURE

All Bidders should read the General Information Document for Investing in Public Issues prepared and issued in accordance with the circular no. SEBI/HO/CFD/DIL1/CIR/P/2020/37 dated March 17, 2020 and the UPI Circulars (the “**General Information Document**”) which highlights the key rules, processes and procedures applicable to public issues in general in accordance with the provisions of the Companies Act, the SCRA, the SCRR and the SEBI ICDR Regulations which is part of the abridged prospectus accompanying the Bid cum Application Form. The General Information Document is available on the websites of the Stock Exchanges and the BRLMs. Please refer to the relevant provisions of the General Information Document which are applicable to the Issue.

Additionally, all Bidders may refer to the General Information Document for information in relation to (i) category of investors eligible to participate in the Issue; (ii) maximum and minimum Bid size; (iii) price discovery and allocation; (iv) payment instructions for ASBA Bidders/Applicants; (v) Issuance of CAN and allotment in the Issue; (vi) General instructions (limited to instructions for completing the Bid Form,) designated date, disposal of applications and electronic registration of bids; (vii) submission of Bid cum Application Form; (viii) other instructions (limited to joint bids in cases of individual, multiple bids and instances when an application would be rejected on technical grounds); (ix) applicable provisions of the Companies Act relating to punishment for fictitious applications; (x) mode of making refunds; (xi) designated date, (xii) interest in case of delay in allotment or refund; and (xiii) disposal of application.

SEBI vide the UPI Circulars, has introduced an alternate payment mechanism using Unified Payments Interface (“**UPI**”) and consequent reduction in timelines for listing in a phased manner. From January 1, 2019, the UPI Mechanism for RIBs applying through Designated Intermediaries was made effective along with the existing process and existing timeline of T+6 days. (“**UPI Phase I**”). The UPI Phase I was effective till June 30, 2019.

With effect from July 1, 2019, SEBI vide its circular no. SEBI/HO/CFD/DIL2/CIR/P/2019/76 dated June 28, 2019, read with circular bearing number SEBI/HO/CFD/DIL2/CIR/P/2019/85 dated July 26, 2019 and SEBI Circular no. SEBI/HO/CFD/DIL2/P/CIR/P/2022/45 dated April 5, 2022 with respect to Bids by RIBs through Designated Intermediaries (other than SCSBs), the existing process of physical movement of forms from such Designated Intermediaries to SCSBs for blocking of funds has been discontinued and only the UPI Mechanism for such Bids with existing timeline of T+6 days will continue for a period of three months or launch of five main board public issues, whichever is later (“**UPI Phase II**”), until further notice pursuant to SEBI circular (SEBI/HO/CFD/DIL2/CIR/P/2020/50) dated March 30, 2020 (“**UPI Phase II**”). The final reduced timeline will be made effective using the UPI Mechanism for applications by Retail Individual Bidders (“**UPI Phase III**”), as may be prescribed by the SEBI. The Issue will be undertaken pursuant to the processes and procedures under UPI Phase II, subject to any circulars, clarification or notification issued by the SEBI from time to time. Further, SEBI vide its circular no. SEBI/HO/CFD/DIL2/CIR/P/2021/2480/1/M dated March 16, 2021 (“**March 16, 2021**”) has introduced certain additional measures for streamlining the process of initial public offers and redressing investor grievances. This circular is applicable for initial public offers opening on or after May 1, 2021 and the provisions of this circular are deemed to form part of this Red Herring Prospectus. Subsequently, SEBI vide its circular no. SEBI/HO/CFD/DIL2/P/CIR/2021/570 dated June 2, 2021 modifying the process timelines and extending the implementation timelines for certain measures introduced by the March 16 Circular. The processing fees for applications made by UPI Bidders using the UPI Mechanism may be released to the remitter banks (SCSBs) only after such banks provide a written confirmation on compliance with SEBI Circular No: SEBI/HO/CFD/DIL2/P/CIR/2021/570 dated June 2, 2021 read with SEBI Circular No: SEBI/HO/CFD/DIL2/CIR/P/2021/2480/1/M dated March 16, 2021 and SEBI circular no. SEBI/HO/CFD/DIL2/CIR/P/2022/51 dated April 20, 2022 and SEBI circular no. SEBI/HO/CFD/DIL2/P/CIR/2022/75 dated May 30, 2022.

Pursuant to SEBI circular no. SEBI/HO/CFD/DIL2/P/CIR/2022/75 dated May 30, 2022, applications made using the ASBA facility in initial public offerings (opening on or after September 1, 2022) shall be processed only after application monies are blocked in the bank accounts of investors (all categories).

The BRLMs shall be the nodal entity for any issues arising out of public issuance process.

In terms of Regulation 23(5) and Regulation 52 of SEBI ICDR Regulations, the timelines and processes mentioned in SEBI Circular No. SEBI/HO/CFD/DCR2/CIR/P/2019/133 dated November 8, 2019 shall continue to form part of the agreements being signed between the intermediaries involved in the public issuance process and Book



*Running Lead managers shall continue to coordinate with intermediaries involved in the said process.*

*Our Company and the BRLMs do not accept any responsibility for the completeness and accuracy of the information stated in this section and are not liable for any amendment, modification or change in the applicable law which may occur after the date of this Red Herring Prospectus. Bidders are advised to make their independent investigations and ensure that their Bids are submitted in accordance with applicable laws and do not exceed the investment limits or maximum number of the Equity Shares that can be held by them under applicable law or as specified in this Red Herring Prospectus and the Prospectus.*

*Further, our Company and the Syndicate are not liable for any adverse occurrences consequent to the implementation of the UPI Mechanism for application in this Issue.*

### **Book Building Procedure**

The Issue is being made in terms of Rule 19(2)(b) of the SCRR through the Book Building Process in accordance with Regulation 6(1) of the SEBI ICDR Regulations wherein not more than 50% of the Issue shall be available for allocation to QIBs on a proportionate basis, provided that our Company in consultation with the BRLMs may allocate up to 60% of the QIB Portion to Anchor Investors on a discretionary basis in accordance with the SEBI ICDR Regulations, of which one-third shall be reserved for domestic Mutual Funds, subject to valid Bids being received from them at or above the Anchor Investor Allocation Price. Further, in the event of under-subscription, or non-allocation in the Anchor Investor Portion, the balance Equity Shares shall be added back to the Net QIB Portion. 5% of the Net QIB Portion shall be available for allocation on a proportionate basis to Mutual Funds only, and the remainder of the Net QIB Portion shall be available for allocation on a proportionate basis to all QIB Bidders, including Mutual Funds, subject to valid Bids being received at or above the Issue Price. Further, not less than 15% of the Issue shall be available for allocation on a proportionate basis to Non-Institutional Bidders of which one-third of the Non-Institutional Portion will be available for allocation to Bidders with an application size between ₹ 200,000 to ₹ 1,000,000 and two-thirds of the Non-Institutional Portion will be available for allocation to Bidders with an application size of more than ₹ 1,000,000 and under-subscription in either of these two sub-categories of Non-Institutional Portion may be allocated to Bidders in the other sub-category of Non-Institutional Portion and not less than 35% of the Issue shall be available for allocation to Retail Individual Bidders in accordance with the SEBI ICDR Regulations, subject to valid Bids being received at or above the Issue Price.

Under-subscription, if any, in any category except in the QIB Portion, would be allowed to be met with spill over from any other category or combination of categories, as applicable, at the discretion of our Company in consultation with the BRLMs and the Designated Stock Exchange subject to receipt of valid Bids received at or above the Issue Price. Under-subscription, if any, in the QIB Portion, would not be allowed to be met with spill-over from any other category or a combination of categories.

The Equity Shares, on Allotment, shall be traded only in the dematerialized segment of the Stock Exchanges.

**Investors must ensure that their PAN is linked with Aadhaar and are in compliance with the notification by the Central Board of Direct Taxes dated February 13, 2020 and press release dated June 25, 2021.**

**Investors should note that the Equity Shares will be Allotted to all successful Bidders only in dematerialised form. The Bid cum Application Forms which do not have the details of the Bidders' depository account, including DP ID, Client ID, PAN and UPI ID, as applicable, shall be treated as incomplete and will be rejected. Bidders will not have the option of being Allotted Equity Shares in physical form. However, they may get the Equity Shares rematerialised subsequent to Allotment of the Equity Shares in the IPO.**

### **Phased implementation of Unified Payments Interface**

SEBI has issued the UPI Circulars in relation to streamlining the process of public issue of, *inter alia*, equity shares. Pursuant to the UPI Circulars, the UPI Mechanism has been introduced in a phased manner as a payment mechanism (in addition to mechanism of blocking funds in the account maintained with SCSBs under ASBA) for applications by UPI Bidders through Designated Intermediaries with the objective to reduce the time duration from public issue closure to listing from six Working Days to up to three Working Days. Considering the time required for making necessary changes to the systems and to ensure complete and smooth transition to the UPI payment mechanism, the UPI Circulars have introduced the UPI Mechanism in three phases in the following manner:

**Phase I:** This phase was applicable from January 1, 2019 until March 31, 2019 or floating of five main board public issues, whichever was later. Subsequently, the timeline for implementation of Phase I was extended till June 30, 2019. Under this phase, UPI Bidders had the option to submit the ASBA Form with any of the Designated Intermediary and use his/ her UPI ID for the purpose of blocking of funds. The time duration from public issue closure to listing continued to be six Working Days.

**Phase II:** This phase has become applicable from July 1, 2019. Under this phase, submission of the ASBA Form without UPI by UPI Bidders to Designated Intermediaries (other than SCSBs) for blocking of funds will be discontinued. However, the time duration from public issue closure to listing would continue to be six Working Days during this phase. SEBI vide its circular no. SEBI/HO/CFD/DCR2/CIR/P/2019/133 dated November 8, 2019 extended the timeline for implementation of UPI Phase II till March 31, 2020. Further, pursuant to SEBI circular dated March 30, 2020, this phase has been extended till further notice.

**Phase III:** The commencement period of Phase III is yet to be notified. In this phase, the time duration from public issue closure to listing would be reduced to three Working Days. Accordingly, upon commencement of Phase III, the reduced time duration shall be applicable for the Offer.

Pursuant to the UPI Streamlining Circular, SEBI has set out specific requirements for redressal of investor grievances for applications that have been made through the UPI Mechanism. The requirements of the UPI Streaming Circular include, appointment of a nodal officer by the SCSB and submission of their details to SEBI, the requirement for SCSBs to send SMS alerts for the blocking and unblocking of UPI mandates, the requirement for the Registrar to submit details of cancelled, withdrawn or deleted applications, and the requirement for the bank accounts of unsuccessful Bidders to be unblocked no later than one day from the date on which the Basis of Allotment is finalised. Failure to unblock the accounts within the timeline would result in the SCSBs being penalised under the relevant securities law. Additionally, if there is any delay in the redressal of investors' complaints, the relevant SCSB as well as the post – Issue BRLM will be required to compensate the concerned investor.

The Offer will be made under UPI Phase II of the UPI Circulars, unless UPI Phase III of the UPI Circulars becomes effective and applicable on or prior to the Bid/Issue Opening Date.

All SCSBs offering facility of making application in public issues shall also provide facility to make application using UPI. Our Company has appointed ICICI Bank Limited and HDFC Bank Limited as the Sponsor Banks to act as a conduit between the Stock Exchanges and NPCI in order to facilitate collection of requests and / or payment instructions of the UPI Bidders using the UPI Mechanism.

The processing fees for applications made by UPI Bidders using the UPI Mechanism may be released to the remitter banks (SCSBs) only after such banks provide a written confirmation on compliance with SEBI Circular No: SEBI/HO/CFD/DIL2/P/CIR/2021/570 dated June 02, 2021 read with SEBI Circular No: SEBI/HO/CFD/DIL2/CIR/P/2021/2480/1/M dated March 16, 2021 and SEBI Circular No. SEBI/HO/CFD/DIL2/CIR/P/2022/51 dated April 20, 2022 and SEBI circular no. SEBI/HO/CFD/DIL2/P/CIR/2022/75 dated May 30, 2022. NPCI vide circular reference no. NPCI/UPI/OC No. 127/ 2021-22 dated December 09, 2021, inter alia, has enhanced the per transaction limit in UPI from ₹ 200,000 to ₹ 500,000 for UPI based Application Supported by Blocked Amount (ASBA) in Initial Public Offers (IPOs). Pursuant to SEBI circular no. SEBI/HO/CFD/DIL2/P/CIR/P/2022/45 dated April 5, 2022, all individual investors applying in public issues where the application amount is up to ₹ 500,000 shall use UPI and shall provide their UPI ID in the bid-cum-application form submitted with: (i) a syndicate member, (ii) a stock broker registered with a recognized stock exchange (whose name is mentioned on the website of the stock exchange as eligible for such activity), (iii) a depository participant (whose name is mentioned on the website of the stock exchange as eligible for such activity), and (iv) a registrar to an issue and share transfer agent (whose name is mentioned on the website of the stock exchange as eligible for such activity).

For details, refer to the General Information Document available on the websites of the Stock Exchanges and the BRLMs.

**Bidders should note that the Equity Shares will be Allotted to all successful Bidders only in dematerialized form. The Bid cum Application Forms which do not have the details of the Bidders' depository account, including DP ID, Client ID and PAN, and UPI ID (for UPI Bidders Bidding through the UPI Mechanism), shall be treated as incomplete and will be rejected. Bidders will not have the option of being Allotted Equity Shares in physical form.**

## Bid cum Application Form

Copies of the Bid cum Application Form (other than for Anchor Investors) and the abridged prospectus will be available with the Designated Intermediaries at the Bidding Centres, and our Registered Office. An electronic copy of the Bid cum Application Form will also be available for download on the respective websites of the Stock Exchanges ([www.nseindia.com](http://www.nseindia.com) and [www.bseindia.com](http://www.bseindia.com)) at least one day prior to the Bid/ Issue Opening Date.

Copies of the Anchor Investor Application Form will be available at the offices of the BRLMs.

All Bidders (other than Anchor Investors) shall mandatorily participate in the Issue only through the ASBA process. UPI Bidders are required to use the UPI Mechanism for submitting their bids to Designated Intermediaries and are allowed to use ASBA Process by way of ASBA Forms to submit their bids directly to SCSBs. Anchor Investors are not permitted to participate in the Issue through the ASBA process.

UPI Bidders bidding using the UPI Mechanism must provide the UPI ID in the relevant space provided in the Bid cum Application Form and the Bid cum Application Form that does not contain the UPI ID are liable to be rejected.

ASBA Bidders (including Bidders using UPI Mechanism) must provide bank account details and authorisation to block funds in their respective ASBA Accounts in the relevant space provided in the ASBA Form and the ASBA Forms that do not contain such details or the UPI ID, as applicable, in the relevant space provided in the ASBA Form are liable to be rejected. Applications made using third party bank account or using third party linked bank account UPI ID are liable for rejection.

ASBA Bidders shall ensure that the Bids are made on ASBA Forms bearing the stamp of the Designated Intermediary, submitted at the Bidding Centres only (except in case of electronic ASBA Forms) and the ASBA Forms not bearing such specified stamp are liable to be rejected. UPI Bidders using UPI Mechanism, may submit their ASBA Forms, including details of their UPI IDs, with the Syndicate, Sub-Syndicate members, Registered Brokers, RTAs or CDPs or online using the facility of linked online trading, demat and bank account (3 in 1 type accounts), provided by certain brokers.

UPI Bidders authorising an SCSB to block the Bid Amount in the ASBA Account may submit their ASBA Forms with the SCSBs. ASBA Bidders must ensure that the ASBA Account has sufficient credit balance such that an amount equivalent to the full Bid Amount can be blocked by the SCSB or the Sponsor Banks, as applicable, at the time of submitting the Bid.

For all IPOs opening on or after September 1, 2022, as specified in SEBI circular no. SEBI/HO/CFD/DIL2/P/CIR/2022/75 dated May 30, 2022, all the ASBA applications in Public Issues shall be processed only after the application monies are blocked in the investor's bank accounts. Stock Exchanges shall accept the ASBA applications in their electronic book building platform only with a mandatory confirmation on the application monies blocked. The circular shall be applicable for all categories of investors viz. Retail, QIB and NIB and also for all modes through which the applications are processed. Non Institutional Bidders bidding through UPI Mechanism must provide the UPI ID in the relevant space provided in the Bid cum Application Form. UPI Bidders Bidding using the UPI Mechanism may also apply through the SCSBs and mobile applications using the UPI handles as provided on the website of SEBI.

The prescribed colour of the Bid cum Application Form for the various categories is as follows:

Category	Colour of Bid cum Application Form*
Resident Indians, including resident QIBs, Non-Institutional Bidders, Retail Individual Bidders and Eligible NRIs applying on a non-repatriation basis	White
Eligible NRIs, FVCIs, FPIs and registered bilateral and multilateral institutions applying on a repatriation basis	Blue
Anchor Investors	White

\* Excluding electronic Bid cum Application Forms

Notes:

(1) Electronic Bid cum Application forms and the abridged prospectus will also be available for download on the respective websites of the Stock Exchanges ([www.nseindia.com](http://www.nseindia.com) and [www.bseindia.com](http://www.bseindia.com)).

(2) Bid cum Application Forms for Anchor Investors shall be available at the offices of the BRLMs.

The relevant Designated Intermediaries shall upload the relevant bid details in the electronic bidding system of the Stock Exchanges. For UPI Bidders using the UPI Mechanism, the Stock Exchanges shall share the Bid details

(including UPI ID) with the Sponsor Banks on a continuous basis to enable the Sponsor Banks to initiate UPI Mandate Request to UPI Bidders for blocking of funds. Stock Exchanges shall validate the electronic bids with the records of the CDP for DP ID/Client ID and PAN, on a real time basis and bring inconsistencies to the notice of the relevant Designated Intermediaries, for rectification and re-submission within the time specified by Stock Exchanges. Stock Exchanges shall allow modification of either DP ID/Client ID or PAN ID, bank code and location code in the Bid details already uploaded. The NPCI shall maintain an audit trail for every bid entered in the Stock Exchanges bidding platform, and the liability to compensate UPI Bidders (using the UPI Mechanism) in case of failed transactions shall be with the concerned entity (i.e. the Sponsor Banks, NPCI or the bankers to an issue) at whose end the lifecycle of the transaction has come to a halt. The NPCI shall share the audit trail of all disputed transactions/ investor complaints to the Sponsor Banks and the bankers to an issue. The Book Running Lead Managers shall also be required to obtain the audit trail from the Sponsor Banks and the Bankers to the Issue for analysing the same and fixing liability. For ensuring timely information to investors, SCSBs shall send SMS alerts as specified in SEBI circular no. SEBI/HO/CFD/DIL2/CIR/P/2021/2480/1/M dated March 16, 2021, as amended pursuant to SEBI circular no. SEBI/HO/CFD/DIL2/P/CIR/2021/570 dated June 2, 2021 and SEBI circular no. SEBI/HO/CFD/DIL2/CIR/P/2022/51 dated April 20, 2022 and SEBI circular no. SEBI/HO/CFD/DIL2/P/CIR/2022/75 dated May 30, 2022.

In case of ASBA Forms, the relevant Designated Intermediaries shall upload the relevant bid details (including UPI ID in case of ASBA Forms under the UPI Mechanism) in the electronic bidding system of the Stock Exchanges. For UPI Bidders using UPI Mechanism, the Stock Exchanges shall share the Bid details (including UPI ID) with the Sponsor Banks on a continuous basis to enable the Sponsor Banks to initiate UPI Mandate Request to UPI Bidders for blocking of funds. For ASBA Forms (other than UPI Bidders) Designated Intermediaries (other than SCSBs) shall submit/ deliver the ASBA Forms to the respective SCSB where the Bidder has an ASBA bank account and shall not submit it to any non-SCSB bank or any Escrow Collection Bank.

The Sponsor Banks shall initiate request for blocking of funds through NPCI to UPI Bidders, who shall accept the UPI mandate request for blocking of funds on their respective mobile applications associated with UPI ID linked bank account. In accordance with BSE circular no: 20220803-40 and NSE circular no: 25/2022, each dated August 3, 2022, for all pending UPI Mandate Requests, the Sponsor Bank shall initiate requests for blocking of funds in the ASBA Accounts of relevant Bidders with a confirmation cut-off time of 5:00 pm on the Bid/Offer Closing Date (“**Cut-Off Time**”). Accordingly, UPI Bidders Bidding using through the UPI Mechanism should accept UPI mandate requests for blocking off funds prior to the Cut-Off Time and all pending UPI mandate requests at the Cut-Off Time shall lapse. Further, modification of Bids shall be allowed in parallel during the Bid/Offer Period until the Cut-Off Time. The NPCI shall maintain an audit trail for every bid entered in the Stock Exchanges bidding platform, and the liability to compensate UPI Bidders (using the UPI Mechanism) in case of failed transactions shall be with the concerned entity (i.e. the Sponsor Bank, NPCI or the bankers to an issue) at whose end the lifecycle of the transaction has come to a halt. The NPCI shall share the audit trail of all disputed transactions/ investor complaints to the Sponsor Bank and the Bankers to the Offer. The BRLMs shall also be required to obtain the audit trail from the Sponsor Bank and the Bankers to the Offer for analysing the same and fixing liability.

Pursuant to BSE circular and NSE circular each dated August 3, 2022 with circular no: 20220803-40 and no. 25/2022, respectively, the following is applicable to all initial public offers opening on or after September 1, 2022:

- a) Cut-off time for acceptance of UPI mandate shall be up to 5:00 pm on the initial public offer closure date and existing process of UPI bid entry by syndicate members, registrars to the offer and despotory participants shall continue till further notice.
- b) There shall be no T+1 mismatch modification session for PAN-DP mismatch and bank/ location code on T+1 day for already uploaded bids. The dedicated window provided for mismatch modification on T+1 day shall be discontinued.
- c) Bid entry and modification/ cancellation (if any) shall be allowed in parallel to the regular bidding period up to 5 pm on the initial public offer closure day.
- d) The Stock Exchanges shall display Offer demand details on its website and for UPI bids the demand shall include/ consider UPI bids only with latest status as RC 100 – black request accepted by Investor/ client, based on responses/ status received from the Sponsor Bank(s).

### **Electronic registration of Bids**

a) The Designated Intermediary may register the Bids using the on-line facilities of the Stock Exchanges. The Designated Intermediaries can also set up facilities for off-line electronic registration of Bids, subject to the condition that they may subsequently upload the off-line data file into the on-line facilities for the Book Building Process on a regular basis before the closure of the Offer.

b) On the Bid/ Issue Closing Date, the Designated Intermediaries may upload the Bids till such time as may be permitted by the Stock Exchanges and as disclosed in this Red Herring Prospectus.

c) Only Bids that are uploaded on the Stock Exchanges Platform are considered for allocation/Allotment. The Designated Intermediaries are given till 5:00 pm on the Bid/Offer Closing Date to modify select fields uploaded in the Stock Exchange Platform during the Bid/Offer Period after which the Stock Exchange(s) send the bid information to the Registrar to the Offer for further processing.

### **Participation by Promoters and Promoter Group of the Company, the BRLMs and the Syndicate Members**

The BRLMs and the Syndicate Members shall not be allowed to purchase Equity Shares in this Issue in any manner, except towards fulfilling their underwriting obligations. However, the associates and affiliates of the BRLMs and the Syndicate Members may Bid for Equity Shares in the Issue, either in the QIB Portion or in the Non-Institutional Portion as may be applicable to such Bidders, where the allocation is on a proportionate basis and such subscription may be on their own account or on behalf of their clients. All categories of investors, including associates or affiliates of the BRLMs and Syndicate Members, shall be treated equally for the purpose of allocation to be made on a proportionate basis.

Neither (i) the BRLMs or any associates of the BRLMs (except Mutual Funds sponsored by entities which are associates of the BRLMs or insurance companies promoted by entities which are associate of BRLMs or AIFs sponsored by the entities which are associate of the BRLMs or FPIs other than individuals, corporate bodies and family offices sponsored by the entities which are associates of the BRLMs) nor; (ii) any “person related to the Promoters/ Promoter Group” shall apply in the Issue under the Anchor Investor Portion.

For the purposes of this section, a QIB who has any of the following rights shall be deemed to be a “person related to the Promoters or Promoter Group”: (a) rights under a shareholders’ agreement or voting agreement entered into with the Promoters or Promoter Group; (b) veto rights; or (c) right to appoint any nominee director on our Board.

Further, an Anchor Investor shall be deemed to be an associate of the BRLMs, if: (a) either of them controls, directly or indirectly through its subsidiary or holding company, not less than 15% of the voting rights in the other; or (b) either of them, directly or indirectly, by itself or in combination with other persons, exercises control over the other; or (c) there is a common director, excluding a nominee director, amongst the Anchor Investor and the BRLMs.

### **Bids by Mutual Funds**

With respect to Bids by Mutual Funds, a certified copy of their SEBI registration certificate must be lodged along with the Bid cum Application Form. Failing this, our Company reserve the right to reject any Bid without assigning any reason thereof.

Bids made by asset management companies or custodians of Mutual Funds shall specifically state names of the concerned schemes for which such Bids are made.

In case of a Mutual Fund, a separate Bid can be made in respect of each scheme of the Mutual Fund registered with SEBI and such Bids in respect of more than one scheme of the Mutual Fund will not be treated as multiple Bids provided that the Bids clearly indicate the scheme concerned for which the Bid has been made.

No Mutual Fund scheme shall invest more than 10% of its net asset value in equity shares or equity related instruments of any single company provided that the limit of 10% shall not be applicable for investments in case of index funds or exchange traded funds or sector or industry specific schemes. No Mutual Fund under all its schemes should own more than 10% of any company’s paid-up share capital carrying voting rights.

### **Bids by Eligible NRIs**

Foreign investment in India is governed by the provisions of FEMA Non-Debt Instruments Rules along with the FDI Policy issued by the DPIIT, from time to time. Further, the RBI has enacted the Foreign Exchange

Management (Mode of Payment and Reporting of Non-Debt Instruments) Regulations, 2019 which regulate the mode of payment and reporting requirements for investments in India by a person resident outside India.

Since, the business of multi-brand retail trading falls under the restricted route of investment under the FDI Policy, accordingly FDI investment in our Company is restricted and is subject to prior government approval. Therefore, in this Issue Non-Residents Investors including FPIs and Eligible NRIs and AIFs cannot invest in this Issue by way of the FDI route and will have to invest as Foreign Portfolio Investors, subject to their investment not exceeding the individual and aggregate limits. FPIs can invest up to 10% individually and up to 24 % of our Company's paid-up Equity Share Capital on a fully diluted basis on an aggregate basis. For details, see "*Restrictions on Foreign Ownership of Indian Securities*" on page 361.

In case the total holding of an FPI increases beyond 10% of the total paid-up Equity Share capital, on a fully diluted basis or 10% or more of the paid-up value of any series of debentures or preference shares or share warrants issued that may be issued by our Company, the total investment made by the FPI will be re-classified as FDI subject to the conditions as specified by SEBI and the RBI in this regard and the said investment will fall under the restricted route prescribed under the FDI policy and therefore will be subject to prior government approval.

Eligible NRIs may obtain copies of Bid cum Application Form from the Designated Intermediaries. Only Bids accompanied by payment in Indian Rupees or freely convertible foreign exchange will be considered for Allotment. Eligible NRI Bidders bidding on a repatriation basis by using the Non-Resident Forms should authorize their respective SCSB or confirm or accept the UPI Mandate Request (in case of UPI Bidders through the UPI Mechanism) to block their Non- Resident External ("**NRE**") accounts (including UPI ID, if activated), or Foreign Currency Non-Resident ("**FCNR**") Accounts, and eligible NRI Bidders bidding on a non-repatriation basis by using Resident Forms should authorize their respective SCSB to block their Non-Resident Ordinary ("**NRO**") accounts or confirm or accept the UPI mandate request (in case of UPI Bidders using the UPI Mechanism) for the full Bid Amount, at the time of the submission of the Bid cum Application Form. NRIs applying in the Issue through the UPI Mechanism are advised to enquire with the relevant bank, whether their account is UPI linked, prior to submitting a Bid cum Application Form.

Eligible NRIs Bidding on non-repatriation basis are advised to use the Bid cum Application Form for residents (white in colour). Eligible NRIs Bidding on a repatriation basis are advised to use the Bid cum Application Form meant for Non-Residents (blue in colour).

Participation by Eligible NRIs in the Issue shall be subject to the FEMA Non-Debt Instruments Rules. Only Bids accompanied by payment in Indian rupees or fully converted foreign exchange will be considered for Allotment.

In accordance with the FEMA Non-Debt Instruments Rules, the total holding by any individual NRI, on a repatriation basis, shall not exceed 5% of the total paid-up equity capital on a fully diluted basis or shall not exceed 5% of the paid-up value of each series of debentures or preference shares or share warrants issued by an Indian company and the total holdings of all NRIs and OCIs put together shall not exceed 10% of the total paid-up equity capital on a fully diluted basis or shall not exceed 10% of the paid-up value of each series of debentures or preference shares or share warrant. Provided that the aggregate ceiling of 10% may be raised to 24% if a special resolution to that effect is passed by the general body of the Indian company.

For details, see "*Restrictions on Foreign Ownership of Indian Securities*" on page 361.

### **Bids by HUFs**

Bids by HUFs Hindu Undivided Families or HUFs, are required to be made in the individual name of the *karta*. The Bidder/Applicant should specify that the Bid is being made in the name of the HUF in the Bid cum Application Form/Application Form as follows: "Name of sole or first Bidder/Applicant: XYZ Hindu Undivided Family applying through XYZ, where XYZ is the name of the *karta*". Bids/Applications by HUFs may be considered at par with Bids/Applications from individuals.

### **Bids by FPIs**

Foreign investment in India is governed by the provisions of FEMA Non-Debt Instruments Rules along with the FDI Policy issued by the DPIIT, from time to time. Further, the RBI has enacted the Foreign Exchange Management (Mode of Payment and Reporting of Non-Debt Instruments) Regulations, 2019 which regulate the mode of payment and reporting requirements for investments in India by a person resident outside India.

Since, the business of multi-brand retail trading falls under the restricted route of investment under the FDI Policy, FDI investment in our Company is restricted and is subject to prior government approval. Therefore, Non-Residents Investors including FPIs and Eligible NRIs and AIFs cannot invest in this Issue by way of FDI route. In terms of the FEMA Non-Debt Instruments Rules, the total holding by each FPI or an investor group shall be below 10% of the total paid-up Equity Share capital of our Company and the total holdings of all FPIs put together with effect from April 1, 2020, can be up to the sectoral cap applicable to the sector in which our Company operates. Therefore, FPIs may purchase or sell equity instruments of our Company subject to the total holding by each FPI or an investor group, not exceeding 10 % of our total paid-up Equity Share Capital on a fully diluted basis. Furthermore, the total holdings of all FPIs put together, including any other direct and indirect foreign investments in our Company, permitted under these rules, shall not exceed 24 % of our total paid-up Equity Share Capital on a fully diluted basis. The said limit of 10 % and 24 % shall be called the individual and aggregate limit, respectively.

Therefore, in this Issue Non-Residents Investors including FPIs and Eligible NRIs and AIFs cannot invest in this Issue by way of the FDI route and will have to invest as Foreign Portfolio Investors, subject to their investment not exceeding the individual and aggregate limits. For details, see “*Restrictions on Foreign Ownership of Indian Securities*” on page 361.

In terms of the SEBI FPI Regulations, the investment in Equity Shares by a single FPI or an investor group (which means multiple entities registered as FPIs and directly or indirectly having common ownership of more than 50% or common control) must be below 10% of our post-Issue Equity Share capital. Further, in terms of the FEMA Non-Debt Instruments Rules, the total holding by each FPI or an investor group shall be below 10% of the total paid-up Equity Share capital of our Company and the total holdings of all FPIs put together with effect from April 1, 2020, can be up to the sectoral cap applicable to the sector in which our Company operates (*i.e.*, up to 51%). In terms of the FEMA Non-Debt Instruments Rules, for calculating the aggregate holding of FPIs in a company, holding of all registered FPIs shall be included.

In case of Bids made by FPIs, a certified copy of the certificate of registration issued under the SEBI FPI Regulations is required to be attached to the Bid cum Application Form, failing which our Company reserves the right to reject any Bid without assigning any reason.

To ensure compliance with the above requirement, SEBI, pursuant to its circular dated July 13, 2018, has directed that at the time of finalisation of the Basis of Allotment, the Registrar shall (i) use the PAN issued by the Income Tax Department of India for checking compliance for a single FPI; and (ii) obtain validation from Depositories for the FPIs who have invested in the Issue to ensure there is no breach of the investment limit, within the timelines for issue procedure, as prescribed by SEBI from time to time.

A FPI may purchase or sell equity shares of an Indian company which is listed or to be listed on a recognized stock exchange in India, and/ or may purchase or sell securities other than equity instruments.

FPIs are permitted to participate in the Issue subject to compliance with conditions and restrictions which may be specified by the Government from time to time. In terms of the FEMA Non-debt Instruments Rules, for calculating the aggregate holding of FPIs in a company, holding of all registered FPIs shall be included.

Subject to compliance with all applicable Indian laws, rules, regulations, guidelines and approvals in terms of Regulation 21 of the SEBI FPI Regulations, an FPI, may issue, subscribe to or otherwise deal in offshore derivative instruments (as defined under the SEBI FPI Regulations as any instrument, by whatever name called, which is issued overseas by a FPI against securities held by it in India, as its underlying) directly or indirectly, only in the event (i) such offshore derivative instruments are issued only by persons registered as Category I FPIs; (ii) such offshore derivative instruments are issued only to persons eligible for registration as Category I FPIs; (iii) such offshore derivative instruments are issued after compliance with ‘know your client’ norms; and (iv) such other conditions as may be specified by SEBI from time to time.

In case the total holding of an FPI increases beyond 10% of the total paid-up Equity Share capital, on a fully diluted basis or 10% or more of the paid-up value of any series of debentures or preference shares or share warrants issued that may be issued by our Company, the total investment made by the FPI will be re-classified as FDI subject to the conditions as specified by SEBI and the RBI in this regard and the said investment will fall under the restricted route prescribed under the FDI policy and therefore will be subject to prior government approval.

An FPI issuing offshore derivative instruments is also required to ensure that any transfer of offshore derivative instrument is made by, or on behalf of it subject to, *inter alia*, the following conditions:

- (a) each offshore derivative instruments are transferred to persons subject to fulfilment of SEBI FPI Regulations; and
- (b) prior consent of the FPI is obtained for such transfer, except when the persons to whom the offshore derivative instruments are to be transferred to are pre-approved by the FPI.

Bids by FPIs submitted under the multiple investment managers structure with the same PAN but with different beneficiary account numbers, Client ID and DP ID may not be treated as multiple Bids.

The FPIs who wish to participate in the Issue are advised to use the Bid cum Application Form for non-residents.

Further, Bids received from FPIs bearing the same PAN will be treated as multiple Bids and are liable to be rejected, except for Bids from FPIs that utilize the multiple investment manager structure in accordance with the Operational Guidelines for Foreign Portfolio Investors and Designated Depository Participants which were issued in November 2019 to facilitate implementation of SEBI (Foreign Portfolio Investors) Regulations, 2019 (such structure “**MIM Structure**”) provided such Bids have been made with different beneficiary account numbers, Client IDs and DP IDs. Accordingly, it should be noted that multiple Bids received from FPIs, who do not utilize the MIM Structure, and bear the same PAN, are liable to be rejected. In order to ensure valid Bids, FPIs making multiple Bids using the same PAN, and with different beneficiary account numbers, Client IDs and DP IDs, were required to provide a confirmation along with each of their Bid cum Application Forms that the relevant FPIs making multiple Bids utilize the MIM Structure and indicate the names of their respective investment managers in such confirmation. In the absence of such confirmation from the relevant FPIs, such multiple Bids will be rejected.

#### **Bids by SEBI registered VCFs, AIFs and FVCIs**

The SEBI VCF Regulations, *inter alia*, prescribe the investment restrictions on VCFs, registered with SEBI. The SEBI AIF Regulations prescribe, amongst others, the investment restrictions on AIFs. The SEBI FVCI Regulations prescribe the investment restrictions on FVCIs.

The SEBI AIF Regulation prescribe, amongst others, the investment restrictions on AIFs. Post the repeal of the Securities and Exchange Board of India (Venture Capital Funds) Regulations, 1996, venture capital funds which have not re-registered as AIFs under the SEBI AIF Regulations shall continue to be regulated by the Securities and Exchange Board of India (Venture Capital Funds) Regulations, 1996 until the existing fund or scheme managed by the fund is wound up and such fund shall not launch any new scheme after the notification of the SEBI AIF Regulations. The SEBI FVCI Regulations prescribe the investment restrictions on FVCIs.

Accordingly, the holding in any company by any individual VCF or FVCIs registered with SEBI should not exceed 25% of the corpus of the VCF or FVCI. Further, VCFs and FVCIs can invest only up to 33.33% of the investible funds in various prescribed instruments, including in public offering.

Category I and II AIFs cannot invest more than 25% of the investible funds in one investee company. A Category III AIF cannot invest more than 10% of the investible funds in one investee company. A VCF registered as a Category I AIF, as defined in the SEBI AIF Regulations, cannot invest more than 33.33% of its investible funds by way of subscription to an initial public offering of a venture capital undertaking whose shares are proposed to be listed. Additionally, the VCFs which have not re-registered as an AIF under the SEBI AIF Regulations shall continue to be regulated by the SEBI VCF Regulations until the existing fund or scheme managed by the fund is wound up and such funds shall not launch any new scheme after the notification of the SEBI AIF Regulations.

**All non-resident investors should note that refunds (in case of Anchor Investors), dividends and other distributions, if any, will be payable in Indian Rupees only and net of bank charges and commission.**

Our Company or the BRLMs will not be responsible for loss, if any, incurred by the Bidder on account of conversion of foreign currency.

#### **Bids by limited liability partnerships**

In case of Bids made by limited liability partnerships registered under the Limited Liability Partnership Act, 2008, a certified copy of certificate of registration issued under the Limited Liability Partnership Act, 2008, must be



attached to the Bid cum Application Form. Failing this, our Company in consultation with the BRLMs reserves the right to reject any Bid without assigning any reason thereof.

### **Bids by banking companies**

In case of Bids made by banking companies registered with RBI, certified copies of: (i) the certificate of registration issued by RBI, and (ii) the approval of such banking company's investment committee are required to be attached to the Bid cum Application Form, failing which our Company in consultation with the BRLMs reserve the right to reject any Bid without assigning any reason. The investment limit for banking companies in non-financial services companies shall be in accordance with the Banking Regulation Act, 1949 and the Master Direction – Reserve Bank of India (Financial Services provided by Banks) Directions, 2016.

### **Bids by SCSBs**

SCSBs participating in the Issue are required to comply with the terms of the SEBI circulars (Nos. CIR/CFD/DIL/12/2012 and CIR/CFD/DIL/1/2013) dated September 13, 2012 and January 2, 2013. Such SCSBs are required to ensure that for making applications on their own account using ASBA, they should have a separate account in their own name with any other SEBI registered SCSBs. Further, such account shall be used solely for the purpose of making application in public issues and clear demarcated funds should be available in such account for such applications.

### **Bids by insurance companies**

In case of Bids made by insurance companies registered with the IRDAI, a certified copy of certificate of registration issued by IRDAI must be attached to the Bid cum Application Form. Failing this, our Company in consultation with the BRLMs reserve the right to reject any Bid without assigning any reason thereof.

The exposure norms for insurers, prescribed under the Insurance Regulatory and Development Authority (Investment) Regulations, 2016 as amended are broadly set forth below:

- (a) equity shares of a company: the lower of 10%\* of the outstanding equity shares (face value) or 10% of the respective fund in case of life insurer or 10% of investment assets in case of general insurer or reinsurer;
- (b) the entire group of the investee company: not more than 15% of the respective fund in case of a life insurer or 15% of investment assets in case of a general insurer or reinsurer or 15% of the investment assets in all companies belonging to the group, whichever is lower; and
- (c) the industry sector in which the investee company operates: not more than 15% of the fund of a life insurer or a general insurer or a reinsurer or 15% of the investment asset, whichever is lower.

The maximum exposure limit, in the case of an investment in equity shares, cannot exceed the lower of an amount of 10% of the investment assets of a life insurer or general insurer and the amount calculated under (a), (b) and (c) above, as the case may be.

\* *The above limit of 10% shall stand substituted as 15% of outstanding equity shares (face value) for insurance companies with investment assets of ₹ 2,500,000 million or more and 12% of outstanding equity shares (face value) for insurers with investment assets of ₹ 500,000 million or more but less than ₹ 2,500,000 million.*

Insurance companies participating in this Issue shall comply with all applicable regulations, guidelines and circulars issued by IRDAI from time to time.

### **Bids by provident funds/pension funds**

In case of Bids made by provident funds/pension funds, subject to applicable laws, with minimum corpus of ₹ 250 million, a certified copy of a certificate from a chartered accountant certifying the corpus of the provident fund/pension fund must be attached to the Bid cum Application Form. Failing this, our Company in consultation with the BRLMs reserves the right to reject any Bid, without assigning any reason thereof.

### **Bids under power of attorney**

In case of Bids made pursuant to a power of attorney or by limited companies, corporate bodies, registered societies, Eligible FPIs, Mutual Funds, insurance companies, insurance funds set up by the army, navy or air force

of India, insurance funds set up by the Department of Posts, India or the National Investment Fund and provident funds with a minimum corpus of ₹ 250 million (subject to applicable law) and pension funds with a minimum corpus of ₹250 million, a certified copy of the power of attorney or the relevant resolution or authority, as the case may be, along with a certified copy of the memorandum of association and articles of association and/or bye laws must be lodged along with the Bid cum Application Form. Failing this, our Company in consultation with the BRLMs reserves the right to accept or reject any Bid in whole or in part, in either case, without assigning any reason thereof.

Our Company in consultation with the BRLMs in their absolute discretion, reserve the right to relax the above condition of simultaneous lodging of the power of attorney along with the Bid cum Application Form subject to the terms and conditions that our Company in consultation with the BRLMs may deem fit.

### **Bids by Systemically Important Non-Banking Financial Companies**

In case of Bids made by Systemically Important NBFCs registered with RBI, certified copies of: (i) the certificate of registration issued by RBI, (ii) certified copy of its last audited financial statements on a standalone basis and a net worth certificate from its statutory auditor, and (iii) such other approval as may be required by the Systemically Important NBFCs, are required to be attached to the Bid cum Application Form. Failing this, our Company in consultation with the BRLMs, reserves the right to reject any Bid without assigning any reason thereof. Systemically Important NBFCs participating in the Issue shall comply with all applicable regulations, guidelines and circulars issued by RBI from time to time.

The investment limit for Systemically Important NBFCs shall be as prescribed by RBI from time to time.

**The above information is given for the benefit of the Bidders. Our Company and the BRLMs are not liable for any amendments or modification or changes in applicable laws or regulations, which may occur after the date of this Red Herring Prospectus. Bidders are advised to make their independent investigations and ensure that any single Bid from them does not exceed the applicable investment limits or maximum number of the Equity Shares that can be held by them under applicable law or regulation or as specified in this Red Herring Prospectus and the Prospectus.**

In accordance with existing regulations issued by the RBI, OCBs cannot participate in this Issue.

### **General Instructions**

Please note that QIBs and Non-Institutional Bidders are not permitted to withdraw their Bid(s) or lower the size of their Bid(s) (in terms of quantity of Equity Shares or the Bid Amount) at any stage. Retail Individual Bidders can revise their Bid(s) during the Bid/ Issue Period and withdraw their Bid(s) until Bid/ Issue Closing Date. Anchor Investors are not allowed to withdraw or lower the size of their Bids after the Anchor Investor Bidding Date.

#### ***Do's:***

1. Check if you are eligible to apply as per the terms of this Red Herring Prospectus and under applicable law, rules, regulations, guidelines and approvals. All Bidders (other than Anchor Investors) should submit their Bids through the ASBA process only;
2. Ensure that you have Bid within the Price Band;
3. Read all the instructions carefully and complete the Bid cum Application Form, as the case may be, in the prescribed form;
4. Ensure that you (other than Anchor Investors) have mentioned the correct ASBA Account number if you are not an UPI Bidder bidding using the UPI Mechanism in the Bid cum Application Form and if you are an UPI Bidder using the UPI Mechanism ensure that you have mentioned the correct UPI ID in the Bid cum Application Form;
5. UPI Bidders using UPI Mechanism through the SCSBs and mobile applications shall ensure that the name of the bank appears in the list of SCSBs which are live on UPI, as displayed on the SEBI website. UPI Bidders shall ensure that the name of the app and the UPI handle which is used for making the application appears in Annexure 'A' to the SEBI circular no. SEBI/HO/CFD/DIL2/COR/P/2019/85 dated July 26, 2019;

6. Ensure that your Bid cum Application Form bearing the stamp of a Designated Intermediary is submitted to the Designated Intermediary at the Bidding Centre within the prescribed time. UPI Bidders using UPI Mechanism, may submit their ASBA Forms with Syndicate Members, Registered Brokers, RTAs or CDPs and should ensure that the ASBA Form contains the stamp of such Designated Intermediary;
7. Ensure that you have funds equal to the Bid Amount in the ASBA Account maintained with the SCSB, before submitting the ASBA Form to any of the Designated Intermediaries;
8. In case of joint Bids, ensure that first Bidder is the ASBA Account holder (or the UPI-linked bank account holder, as the case may be) and the signature of the first Bidder is included in the Bid cum Application Form;
9. In case of ASBA Bidders (other than 3-in-1 Bids) for a Bid above ₹ 500,000, ensure that the Bid is uploaded only by the SCSBs.
10. Ensure that the signature of the First Bidder in case of joint Bids, is included in the Bid cum Application Forms;
11. Ensure that you request for and receive a stamped acknowledgement counterfoil of the Bid cum Application Form for all your Bid options from the concerned Designated Intermediary;
12. Ensure that the name(s) given in the Bid cum Application Form is/are exactly the same as the name(s) in which the beneficiary account is held with the Depository Participant. In case of joint Bids, the Bid cum Application Form should contain only the name of the First Bidder whose name should also appear as the first holder of the beneficiary account held in joint names. Ensure that the signature of the First Bidder is included in the Bid cum Application Forms. PAN of the First Bidder is required to be specified in case of joint Bids;
13. UPI Bidders bidding in the Issue to ensure that they shall use only their own ASBA Account or only their own bank account linked UPI ID which is UPI 2.0 certified by NPCI (only for UPI Bidders using the UPI Mechanism) to make an application in the Issue and not ASBA Account or bank account linked UPI ID of any third party;
14. Ensure that you submit the revised Bids to the same Designated Intermediary, through whom the original Bid was placed and obtain a revised acknowledgment;
15. UPI Bidders not using the UPI Mechanism, should submit their Bid cum Application Form directly with SCSBs and not with any other Designated Intermediary;
16. Ensure that you have correctly signed the authorisation/undertaking box in the Bid cum Application Form, or have otherwise provided an authorisation to the SCSB or Sponsor Banks, as applicable, via the electronic mode, for blocking funds in the ASBA Account equivalent to the Bid Amount mentioned in the Bid cum Application Form, as the case may be, at the time of submission of the Bid. In case of UPI Bidders submitting their Bids and participating in the Issue through the UPI Mechanism, ensure that you authorise the UPI Mandate Request raised by the Sponsor Banks for blocking of funds equivalent to Bid Amount and subsequent debit of funds in case of Allotment;
17. Except for Bids (i) on behalf of the Central or State Governments and the officials appointed by the courts, who, in terms of the SEBI circular dated June 30, 2008, may be exempt from specifying their PAN for transacting in the securities market, (ii) submitted by investors who are exempt from the requirement of obtaining/specifying their PAN for transacting in the securities market, and (iii) Bids by persons resident in the state of Sikkim, who, in terms of a SEBI circular dated July 20, 2006, may be exempted from specifying their PAN for transacting in the securities market, all Bidders should mention their PAN allotted under the IT Act. The exemption for the Central or the State Government and officials appointed by the courts and for investors residing in the State of Sikkim is subject to (a) the Demographic Details received from the respective depositories confirming the exemption granted to the beneficiary owner by a suitable description in the PAN field and the beneficiary account remaining in "active status"; and (b) in the case of residents of Sikkim, the address as per the Demographic Details evidencing the same. All other applications in which PAN is not mentioned will be rejected;
18. Ensure that the Demographic Details are updated, true and correct in all respects;

19. Ensure that thumb impressions and signatures other than in the languages specified in the Eighth Schedule to the Constitution of India are attested by a Magistrate or a Notary Public or a Special Executive Magistrate under official seal;
20. Ensure that the category and the investor status is indicated in the Bid Cum Application Form to ensure proper upload of your Bid in the electronic Bidding system of the Stock Exchanges;
21. Ensure that in case of Bids under power of attorney or by limited companies, corporates, trust, *etc.*, relevant documents are submitted;
22. Ensure that Bids submitted by any person resident outside India is in compliance with applicable foreign and Indian laws;
23. Ensure that the Bidder's depository account is active, the correct DP ID, Client ID, the PAN, UPI ID, if applicable, are mentioned in their Bid cum Application Form and that the name of the Bidder, the DP ID, Client ID, the PAN and UPI ID, if applicable, entered into the online IPO system of the Stock Exchanges by the relevant Designated Intermediary, as applicable, matches with the name, DP ID, Client ID, PAN and UPI ID, if applicable, available in the Depository database;
24. Ensure that when applying in the Issue using UPI, the name of your SCSB appears in the list of SCSBs displayed on the SEBI website which are live on UPI. Further, also ensure that the name of the mobile application and the UPI handle being used for making the application in the Issue is also appearing in the "list of mobile applications for using UPI in public issues" displayed on the SEBI website;
25. UPI Bidders who wish to revise their Bids using the UPI Mechanism, should submit the revised Bid with the Designated Intermediaries, pursuant to which UPI Bidders should ensure acceptance of the UPI Mandate Request received from the Sponsor Banks to authorise blocking of funds equivalent to the revised Bid Amount in the ASBA Account;
26. UPI Bidders shall ensure that details of the Bid are reviewed and verified by opening the attachment in the UPI Mandate Request and then proceed to authorize the UPI Mandate Request using their UPI PIN. Upon the authorization of the mandate using their UPI PIN, an UPI Bidder may be deemed to have verified the attachment containing the application details of the UPI Bidder in the UPI Mandate Request and have agreed to block the entire Bid Amount and authorized the Sponsor Banks to block the Bid Amount mentioned in the Bid Cum Application Form;
27. Ensure that Anchor Investors submit their Bid cum Application Forms only to the BRLMs;
28. FPIs making MIM Bids using the same PAN, and different beneficiary account numbers, Client IDs and DP IDs, are required to submit a confirmation that their Bids are under the MIM structure and indicate the name of their investment managers in such confirmation which shall be submitted along with each of their Bid cum Application Forms. In the absence of such confirmation from the relevant FPIs, such MIM Bids shall be rejected;
29. Bids by Eligible NRIs, HUFs and FPIs other than individuals, corporate bodies and family offices, for a Bid Amount of less than ₹ 200,000 would be considered under the Retail Portion for the purposes of allocation and Bids for a Bid Amount exceeding ₹ 200,000 would be considered under the Non Institutional Portion for allocation in the Issue;
30. UPI Bidders shall ensure that details of the Bid are reviewed and verified by opening the attachment in the UPI Mandate Request and then proceed to authorise the UPI Mandate Request using his/her UPI PIN. Upon the authorisation of the mandate using his/her UPI PIN, an UPI Bidder may be deemed to have verified the attachment containing the application details of the UPI Bidder in the UPI Mandate Request and have agreed to block the entire Bid Amount and authorised the Sponsor Banks to block the Bid Amount mentioned in the Bid Cum Application Form; and
31. Ensure that you have accepted the UPI Mandate Request received from the Sponsor Bank prior to 5:00 p.m. of the Bid/ Offer Closing Date; and
32. Ensure that while Bidding through a Designated Intermediary, the Bid cum Application Form (other than for Anchor Investors and UPI Bidders bidding using the UPI Mechanism) is submitted to a Designated

Intermediary in a Bidding Centre and that the SCSB where the ASBA Account, as specified in the ASBA Form, is maintained has named at least one branch at that location for the Designated Intermediary to deposit ASBA Forms (a list of such branches is available on the website of SEBI at [www.sebi.gov.in](http://www.sebi.gov.in)).

The Bid cum Application Form is liable to be rejected if the above instructions, as applicable, are not complied with. Application made using incorrect UPI handle or using a bank account of an SCSB or SCSBs which is not mentioned in the Annexure 'A' to the SEBI circular no. SEBI/HO/CFD/DIL2/CIR/P/2019/85 dated July 26, 2019 is liable to be rejected.

***Don'ts:***

1. Do not Bid for lower than the minimum Bid size;
2. Do not Bid for a Bid Amount exceeding ₹ 200,000 (for Bids by Retail Individual Bidders);
3. Do not pay the Bid Amount in cheques, demand drafts or by cash, money order, postal order or by stock invest;
4. Do not send Bid cum Application Forms by post; instead submit the same to the Designated Intermediary only;
5. Do not Bid at Cut-off Price (for Bids by QIBs and Non-Institutional Bidders);
6. Do not instruct your respective banks to release the funds blocked in the ASBA Account under the ASBA process;
7. Do not submit the Bid for an amount more than funds available in your ASBA account;
8. Do not submit Bids on plain paper or on incomplete or illegible Bid cum Application Forms or on Bid cum Application Forms in a colour prescribed for another category of a Bidder;
9. In case of ASBA Bidders, do not submit more than one ASBA Forms per ASBA Account;
10. If you are a UPI Bidder and are using UPI mechanism, do not submit more than one ASBA Form for each UPI ID;
11. Anchor Investors should not Bid through the ASBA process;
12. Do not submit the ASBA Forms to any Designated Intermediary that is not authorised to collect the relevant ASBA Forms or to our Company;
13. Do not Bid on a Bid cum Application Form that does not have the stamp of the relevant Designated Intermediary;
14. Do not submit the General Index Register (GIR) number instead of the PAN;
15. Do not submit incorrect details of the DP ID, Client ID, PAN and UPI ID, if applicable, or provide details for a beneficiary account which is suspended or for which details cannot be verified by the Registrar to the Issue;
16. Do not submit a Bid in case you are not eligible to acquire Equity Shares under applicable law or your relevant constitutional documents or otherwise;
17. Do not Bid if you are not competent to contract under the Indian Contract Act, 1872 (other than minors having valid depository accounts as per Demographic Details provided by the depository);
18. Do not submit a Bid/revise a Bid Amount, with a price less than the Floor Price or higher than the Cap Price;
19. Do not submit a Bid using UPI ID, if you are not a UPI Bidder;
20. If you are a QIB, do not submit your Bid after 3:00 pm on the Bid/Issue Closing Date for QIBs;

21. Do not Bid on another ASBA Form or the Anchor Investor Application Form, as the case may be, after you have submitted a Bid to any of the Designated Intermediaries;
22. Do not Bid for Equity Shares in excess of what is specified for each category;
23. Do not fill up the Bid cum Application Form such that the Equity Shares Bid for, exceeds the Issue size and/or investment limit or maximum number of the Equity Shares that can be held under applicable laws or regulations or maximum amount permissible under applicable laws or regulations, or under the terms of this Red Herring Prospectus;
24. Do not withdraw your Bid or lower the size of your Bid (in terms of quantity of the Equity Shares or the Bid Amount) at any stage, if you are a QIB or a Non-Institutional Bidder. Retail Individual Bidders can revise or withdraw their Bids on or before the Bid/ Issue Closing Date;
25. Do not submit Bids to a Designated Intermediary at a location other than the Bidding Centres;
26. If you are an UPI Bidders which is submitting the ASBA Form with any of the Designated Intermediaries and using your UPI ID for the purpose of blocking of funds, do not use any third party bank account or third party linked bank account UPI ID;
27. Do not Bid if you are an OCB;
28. Do not link the UPI ID with a bank account maintained with a bank that is not UPI 2.0 certified by the NPCI in case of Bids submitted by UPI Bidders using the UPI Mechanism;
29. Do not submit more than one Bid cum Application Form for each UPI ID in case of UPI Bidders Bidding using the UPI Mechanism;
30. Do not submit a Bid cum Application Form with a third party UPI ID or using a third party bank account (in case of Bids submitted by UPI Bidders using the UPI Mechanism); and
31. UPI Bidders Bidding through the UPI Mechanism using the incorrect UPI handle or using a bank account of an SCSB or a bank which is not mentioned in the list provided in the SEBI website is liable to be rejected.

**The Bid cum Application Form is liable to be rejected if the above instructions, as applicable, are not complied with.**

Further, in case of any pre-Issue or post Issue related issues regarding share certificates/demat credit/refund orders/unblocking *etc.*, investors shall reach out to our Company Secretary and Compliance Officer. For details of Company Secretary and Compliance Officer, see “*General Information*” on page 68.

The helpline details of the Book Running Lead Managers pursuant to the SEBI letter bearing reference number SEBI/HO.CFD.DIL2/CIR/P/2021/2480/1/M, dated March 16, 2021 issued by SEBI are set forth in the below table:

S. No.	Name of the Book Running Lead Manager	Helpline (email)	Telephone
1.	Anand Rathi Advisors Limited	emil.ipo@rathi.com	+ 91 22 6626 6745
2.	IIFL Securities Limited	emil.ipo@iiflcap.com	+91 22 4646 4728
3.	JM Financial Limited	emil.ipo@jmfl.com	+91 22 6630 3030

For details of grounds for technical rejections of a Bid cum Application Form, see the General Information Document.

#### **Names of entities responsible for finalising the basis of allotment in a fair and proper manner**

The authorised employees of the Stock Exchanges, along with the BRLMs and the Registrar, shall ensure that the basis of allotment is finalised in a fair and proper manner in accordance with the procedure specified in SEBI ICDR Regulations.

#### **Method of allotment as may be prescribed by SEBI from time to time**

Our Company will not make any allotment in excess of the Equity Shares through the Issue Document except in case of oversubscription for the purpose of rounding off to make allotment, in consultation with the Designated Stock Exchange. Further, upon oversubscription, an allotment of not more than 1% of the Issue may be made for the purpose of making allotment in minimum lots.

The allotment of Equity Shares to applicants other than to the Retail Individual Bidders and Anchor Investors shall be on a proportionate basis within the respective investor categories and the number of securities allotted shall be rounded off to the nearest integer, subject to minimum allotment being equal to the minimum application size as determined and disclosed.

The allotment of Equity Shares to each Retail Individual Bidders shall not be less than the minimum bid lot, subject to the availability of shares in Retail Individual Bidders Portion, and the remaining available shares, if any, shall be allotted on a proportionate basis.

The Allotment of Equity Shares to each Non-Institutional Investor shall not be less than the minimum application size, subject to the availability of shares in the Non-Institutional Portion, and the remaining available Equity Shares, if any, shall be Allotted on a proportionate basis in accordance with the conditions specified in this regard in Schedule XIII of the SEBI ICDR Regulations.

#### **Payment into Escrow Account(s) for Anchor Investors**

Our Company in consultation with the BRLMs, in their absolute discretion, will decide the list of Anchor Investors to whom the CAN will be sent, pursuant to which the details of the Equity Shares allocated to them in their respective names will be notified to such Anchor Investors. Anchor Investors are not permitted to Bid in the Issue through the ASBA process. Instead, Anchor Investors should transfer the Bid Amount (through direct credit, RTGS, NACH or NEFT) to the Escrow Accounts. For Anchor Investors, the payment instruments for payment into the Escrow Account(s) should be drawn in favour of:

- (a) In case of resident Anchor Investors: "ELECTRONICS MART INDIA LIMITED - IPO ANCHOR INVESTOR – R ACCOUNT"
- (b) In case of Non-Resident Anchor Investors: "ELECTRONICS MART INDIA LIMITED - IPO ANCHOR INVESTOR – NR ACCOUNT"

Anchor Investors should note that the escrow mechanism is not prescribed by SEBI and has been established as an arrangement between our Company, the Syndicate, the Escrow Collection Bank and the Registrar to the Issue to facilitate collections of Bid amounts from Anchor Investors.

#### **Pre-Issue Advertisement**

Subject to Section 30 of the Companies Act, our Company shall, after filing this Red Herring Prospectus with the RoC, publish a pre-Issue advertisement, in the form prescribed by the SEBI ICDR Regulations, in: (i) all editions of Financial Express, a widely circulated English national daily newspaper; (ii) all editions of Jansatta, a Hindi national daily newspaper; and (iii) all editions of Surya, a widely circulated Telugu national daily newspaper, Telugu also being the regional language of Telangana, where our Registered Office is located).

In the pre-Issue advertisement, we shall state the Bid/ Issue Opening Date and the Bid/ Issue Closing Date. This advertisement, subject to the provisions of Section 30 of the Companies Act, shall be in the format prescribed in Part A of Schedule X of the SEBI ICDR Regulations.

**The above information is given for the benefit of the Bidders/applicants. Our Company and the members of the Syndicate are not liable for any amendments or modification or changes in applicable laws or regulations, which may occur after the date of this Red Herring Prospectus. Bidders/applicants are advised to make their independent investigations and ensure that the number of Equity Shares Bid for do not exceed the prescribed limits under applicable laws or regulations.**

#### **Signing of the Underwriting Agreement and the RoC Filing**

- (a) Our Company and the Syndicate intend to enter into an Underwriting Agreement on or immediately after the finalisation of the Issue Price but prior to the filing of Prospectus.

- (b) After signing the Underwriting Agreement, an updated Red Herring Prospectus will be filed with the RoC in accordance with applicable law, which then would be termed as the 'Prospectus'. The Prospectus will contain details of the Issue Price, the Anchor Investor Issue Price, Issue size, and underwriting arrangements and will be complete in all material respects.

### **Undertakings by our Company**

Our Company undertakes the following:

- adequate arrangements shall be made to collect all Bid cum Application Forms submitted by Bidders;
- the complaints received in respect of the Issue shall be attended to by our Company expeditiously and satisfactorily;
- all steps for completion of the necessary formalities for listing and commencement of trading at the Stock Exchanges where the Equity Shares are proposed to be listed shall be taken within six Working Days of the Bid/ Issue Closing Date or such other period as may be prescribed;
- if Allotment is not made within the prescribed time period under applicable law, the entire subscription amount received will be refunded/unblocked within the time prescribed under applicable law. If there is delay beyond the prescribed time, our Company shall pay interest prescribed under the Companies Act, the SEBI ICDR Regulations and applicable law for the delayed period;
- the funds required for making refunds (to the extent applicable) as per the mode(s) disclosed shall be made available to the Registrar to the Issue by our Company;
- where refunds (to the extent applicable) are made through electronic transfer of funds, a suitable communication shall be sent to the applicant within the time prescribed under applicable law, giving details of the bank where refunds shall be credited along with amount and expected date of electronic credit of refund; and
- Promoters' contribution, if any, shall be brought in advance before the Bid/ Issue Opening Date and the balance, if any, shall be brought in on a pro rata basis before calls are made on the Allottees.
- That no further issue of Equity Shares shall be made until the Equity Shares offered through this Red Herring Prospectus are listed or until the Bid monies are refunded/ unblocked in the ASBA Accounts on account of non-listing, under-subscription etc.;
- That if our Company does not proceed with the Issue after the Bid/ Issue Closing Date but prior to Allotment, the reason thereof shall be given as a public notice within two days of the Bid/ Issue Closing Date. The public notice shall be issued in the same newspapers where the pre-Issue advertisements were published. The Stock Exchanges on which the Equity Shares are proposed to be listed shall also be informed promptly;

That the Allotment Advice/refund confirmation to Eligible NRIs shall be dispatched within specified time.

### **Utilisation of Issue Proceeds**

Our Company confirms that all monies received out of the Issue shall be credited/transferred to a separate bank account referred to in sub-section (3) of Section 40 of the Companies Act. Details of all monies utilised out of the Issue shall be disclosed, and continue to be disclosed till the time any part of the Fresh Issue proceeds remains unutilised, under an appropriate head in the balance sheet of our Company indicating the purpose for which such monies have been utilised; and details of all unutilised monies out of the Issue, if any shall be disclosed under an appropriate separate head in the balance sheet indicating the form in which such unutilised monies have been invested.



## RESTRICTIONS ON FOREIGN OWNERSHIP OF INDIAN SECURITIES

Foreign investment in Indian securities is regulated through the Industrial Policy, 1991 of the Government of India and FEMA. While the Industrial Policy, 1991 prescribes the limits and the conditions subject to which foreign investment can be made in different sectors of the Indian economy, FEMA regulates the precise manner in which such investment may be made. Under the Industrial Policy, unless specifically restricted, foreign investment is freely permitted in all sectors of the Indian economy up to any extent and without any prior approvals, but the foreign investor is required to follow certain prescribed procedures for making such investment. The RBI and the concerned ministries/departments are responsible for granting approval for foreign investment.

The Government has from time to time made policy pronouncements on foreign direct investment (“**FDI**”) through press notes and press releases. The Department for Promotion of Industry and Internal Trade, Ministry of Commerce and Industry, Government of India (*earlier known as Department of Industrial Policy and Promotion*) (“**DPIIT**”), issued the FDI Policy, which is effect from October 15, 2020, which subsumes and supersedes all previous press notes, press releases and clarifications on FDI issued by the DPIIT that were in force and effect prior to October 15, 2020. The FDI Policy will be valid until the DPIIT issues an updated circular. FDI in companies engaged in sectors/ activities which are not listed in the FDI Policy is permitted up to 100% of the paid up share capital of such company under the automatic route, subject to compliance with certain prescribed conditions. However, under the current FDI Policy, 51% foreign direct investment is permitted in multi-brand retail trading sector, under the government approval route, subject to compliance with certain prescribed conditions, therefore the business of our Company falls under the restricted route of investment under the FDI Policy and is subject to prior government approval. Therefore, Non-Residents Investors including FPIs and Eligible NRIs and AIFs cannot invest in this Issue by way of the FDI route and will have to invest as Foreign Portfolio Investors, subject to their investment not exceeding the individual and aggregate limits. FPIs can invest up to 10% individually and up to 24 % of our Company’s paid-up Equity Share Capital on a fully diluted basis on an aggregate basis. For details, see “*Key Regulations and Policies*” on page 179.

The transfer of shares between an Indian resident and a non-resident does not require the prior approval of the RBI, provided that (i) the activities of the investee company are under the automatic route under the FDI policy and transfer does not attract the provisions of the SEBI Takeover Regulations; (ii) the non-resident shareholding is within the sectoral limits under the FDI policy; and (iii) the pricing is in accordance with the guidelines prescribed by the SEBI/RBI.

As per the existing policy of the Government of India, OCBs cannot participate in this Issue. For details, see “*Issue Procedure*” on page 344.

Further, in accordance with Press Note No. 3 (2020 Series), dated April 17, 2020 issued by the DPIIT and the FEMA Non-Debt Instruments Rules, any investment, subscription, purchase or sale of equity instruments by entities of a country which shares land border with India or where the beneficial owner of an investment into India is situated in or is a citizen of any such country, will require prior approval of the Government of India, as prescribed in the FDI Policy and the FEMA Non-Debt Instruments Rules. Further, in the event of transfer of ownership of any existing or future foreign direct investment in an entity in India, directly or indirectly, resulting in the beneficial ownership falling within the aforesaid restriction/ purview, such subsequent change in the beneficial ownership will also require approval of the Government of India. Each Bidder should seek independent legal advice about its ability to participate in the Issue. In the event such prior approval of the Government of India is required, and such approval has been obtained, the Bidder shall intimate our Company and the Registrar in writing about such approval along with a copy thereof within the Bid/Issue Period.

**The above information is given for the benefit of the Bidders. Our Company and the BRLMs are not liable for any amendments or modification or changes in applicable laws or regulations, which may occur after the date of this Red Herring Prospectus. Bidders are advised to make their independent investigations and ensure that the number of Equity Shares Bid for do not exceed the applicable limits under laws or regulations.**

**SECTION VIII: DESCRIPTION OF EQUITY SHARES AND TERMS OF ARTICLES OF ASSOCIATION**

*Capitalized terms used in this section have the meanings that have been given to such terms in the Articles of Association of our Company.*

<b>TABLE 'F' EXCLUDED</b>		
<b>Sr. No</b>	<b>Particulars</b>	<b>Marginal Notes</b>
1.	(1) The regulations contained in Table marked "F" in the Schedule I of the Companies Act, 2013 shall not apply to the Company, except in so far as the same are repeated, contained or expressly made applicable in these Articles or by the said Act. (2) The regulations for the management of the Company and for the observance of the members thereto and their representatives, shall, subject to any exercise of the statutory powers of the Company with reference to the deletion or alteration of or addition to its regulations by Special Resolution as prescribed or permitted by the Companies Act, 2013 be such as are contained in these Articles.	<b>Table F not to apply</b>  <b>Company to be governed by these Articles</b>
<b>INTERPRETATION CLAUSE</b>		
2.	(1) In the interpretation of these Articles the following words and expressions shall have the following meanings unless repugnant to the subject or context:	
	(a) "The Act" means the Companies Act, 2013 and includes any statutory modification or re-enactment thereof for the time being in force and the term shall be deemed to refer to the applicable section thereof which is relatable to the relevant Article and any previous company law, so far as may be applicable.	<b>Act</b>
	(b) "Annual General Meeting" means a General Meeting of the Members held in accordance with the applicable Law provision of section 96 of the Act.	<b>Annual General Meeting</b>
	(c) "Articles" means Articles of Association for the time being in force or as may be altered from time to time vide Special Resolution.	<b>Articles</b>
	(d) "Auditors" means and includes those persons appointed as such for the time being of the Company.	<b>Auditors</b>
	(e) "Business Day" shall mean any day of the year, other than Saturdays and Sundays and any other days on which banks are closed for business in the city where the registered office of the Company is situated.	<b>Business Day</b>
	(f) "Board of Directors" or "Board" shall mean the collective board of the directors of the Company.	<b>Board</b>
	(g) "Capital" means the share capital for the time being raised or authorized to be raised for the purpose of the Company.	<b>Capital</b>
	(h) "Depositories Act" shall mean The Depositories Act, 1996 and shall include any statutory modification or re-enactment thereof.	<b>Depositories Act</b>
	(i) "Extra-Ordinary General Meeting" means an Extraordinary General Meeting of the Members duly called and constituted and any adjourned holding thereof.	<b>Extra-Ordinary General Meeting</b>
	(j) "Fully Diluted" means with respect to Securities, all outstanding equity shares and all Securities issuable in respect of, Securities convertible into or exchangeable for equity shares, stock appreciation rights or options, warrants and other irrevocable rights to purchase or subscribe for equity shares or securities convertible into or exchangeable into equity shares.	<b>Fully Diluted</b>
	(k) "Key Managerial Personnel" means the Chief executive officer or the managing director; the Company secretary; whole-time director; chief financial officer; and such other officer as may be notified from time to time in the rules.	<b>Key Managerial Personnel</b>
	(l) "Legal Representative" means a person who in law represents the estate of a deceased Member.	<b>Legal Representative</b>

(m)	“Law” shall mean all applicable provisions of all (i) constitutions, treaties, statutes, laws (including the common law), codes, rules, including the Securities Contracts (Regulation) Act, 1956, regulations, circulars, ordinances or orders of any governmental authority and SEBI, including the Securities and Exchange Board of India (Prohibition of Insider Trading Regulations), 2015, (ii) governmental approvals or other governmental restriction or any similar form of decision of, or determination by, or any interpretation or adjudication having the force of law of any of the foregoing, by any governmental authority having jurisdiction over the matter in question, (iii) orders, decisions, injunctions, judgments, awards and decrees of or agreements with any governmental authority or other governmental restriction or any similar form of decision of, or determination by, or any interpretation or adjudication having the force of law of any of the foregoing by any governmental authority having jurisdiction over the matter in question, (iv) rules, policy, regulations or requirements of any stock exchanges, (v) international treaties, conventions and protocols, and (vi) Indian Accounting Standards or any other applicable generally accepted accounting principles.	<b>Law</b>
(n)	Words importing the masculine gender also include the feminine gender.	<b>Gender</b>
(o)	“Meeting” or “General Meeting” means a meeting of members.	<b>Meeting or General Meeting</b>
(p)	“Managing Director” means a director who, by virtue of the articles of association or an agreement with the Company or a resolution passed in its general meeting, or by its Board of Directors, is entrusted with substantial powers of management of the affairs of the Company and includes a director occupying the position of managing director by whatever name called.	<b>Managing Director</b>
(q)	“Month” means a calendar month.	<b>Month</b>
(r)	“National Holiday” means Republic Day i.e. 26 <sup>th</sup> January, Independence Day i.e. 15 <sup>th</sup> August, Gandhi Jayanti i.e. 2 <sup>nd</sup> October and such other day as may be declared as National Holiday by the Central Government.	<b>National Holiday</b>
(s)	“Non-retiring Directors” means a director not subject to retirement by rotation.	<b>Non-retiring Directors</b>
(t)	“Office” means the registered Office for the time being of the Company.	<b>Office</b>
(u)	“Ordinary Resolution” shall have the meanings assigned thereto by Section 114 of the Act.	<b>Ordinary Resolution</b>
(v)	“Person” shall be deemed to include corporations and firms as well as individuals.	<b>Person</b>
(w)	“Private Company” means a company as defined in Section 2(68) of the Act.	<b>Private Company</b>
(x)	“Proxy” means an instrument whereby any person is authorized to vote for a member at General Meeting or Poll and includes attorney duly constituted under the power of attorney.	<b>Proxy</b>
(y)	“Public Company” means as defined under Section 2(71) of the Act	<b>Public Company</b>
(z)	“Rules” mean the applicable rules for the time being in force as prescribed under relevant sections of the Act.	<b>Rules</b>
(aa)	“Securities” shall have the meaning ascribed to the term under Section 2(h) of the Securities Contract (Regulation) Act, 1956.	<b>Securities</b>
(bb)	“Seal” means the common seal for the time being of the Company.	<b>Seal</b>
(cc)	“Share” means a share in the share capital of the Company and includes stock.	<b>Share</b>
(dd)	“Special Resolution” shall have the meanings assigned to it by Section 114 of the Act.	<b>Special Resolution</b>
(ee)	Words importing the singular number include where the context admits or requires the plural number and vice versa.	<b>Singular number</b>
(ff)	“The Company” means “Electronics Mart India Limited”.	<b>Company</b>

	(gg) "The Register of Members" means the Register of Members to be kept pursuant to Section 88(1)(a) of the Act.	<b>Register of Members</b>
	(hh) "The Statutes" means the Companies Act, 2013 and every other Act for the time being in force affecting the Company.	<b>Statutes</b>
	(ii) "These presents" means the Memorandum of Association and the Articles of Association as originally framed or as altered from time to time.	<b>These presents</b>
	(jj) "Year" means the calendar year and "Financial Year" shall have the meaning assigned thereto by Section 2(41) of the Act.	<b>Year and Financial Year</b>
	Save as aforesaid any words and expressions contained in these Articles shall bear the same meanings as in the Act or any statutory modifications thereof for the time being in force.	<b>Expressions in the Act to bear the same meaning in Articles</b>
<b>COMPANY TO BE PUBLIC LIMITED COMPANY</b>		
3.	The Company to be a public limited company.	<b>Company to be Public Company</b>
<b>SHARE CAPITAL AND VARIATION OF RIGHTS</b>		
4.	a) The Authorized Share Capital of the Company shall be such amount as may be mentioned in Clause V of Memorandum of Association of the Company from time to time.	<b>Authorized Capital.</b>
	b) Subject to the provisions of Section 62 and other applicable provisions of the Act, and these Articles, the shares in the Capital of the Company for the time being (including any shares forming part of any increased Capital of the Company) shall be under the control of the Board who may issue, allot or otherwise dispose of the same or any of them to Persons in such proportion and on such terms and conditions and either at a premium or at par or at discount (subject to compliance with Section 53 of the Act) at such time as they may, from time to time, think fit to give to any person or persons the option or right to call for any shares either at par or premium or at a discount subject to the provisions of the Act during such time and for such consideration as the Directors think fit, and may issue and allot Shares in the capital of the Company on payment in full or part of any property sold and transferred or for any services rendered to the Company in the conduct of its business and any shares which may be so allotted may be issued as fully paid up shares and if so issued, shall be deemed to be fully paid up shares. Provided that option or right to call shares shall not be given to any Person or Persons without the sanction of the Company in the General Meeting.	<b>Shares at the disposal of and under the control of Board</b>
5.	The Company may in General Meeting from time to time by Ordinary Resolution increase its capital by creation of new Shares which may be unclassified or may be classified at the time of issue in one or more classes and of such amount or amounts as may be deemed expedient. The new Shares shall be issued upon such terms and conditions and with such rights and privileges annexed thereto as the resolution shall prescribe and in particular, such Shares may be issued with a preferential or qualified right to dividends and in the distribution of assets of the Company and with a right of voting at General Meeting of the Company in conformity with Section 47 of the Act. Whenever the capital of the Company has been increased under the provisions of this Article the Directors shall comply with the provisions of Section 64 of the Act.	<b>Increase of capital by the Company how carried into effect</b>
6.	Except so far as otherwise provided by the conditions of issue or by these Presents, any capital raised by the creation of new Shares shall be considered as part of the existing capital, and shall be subject to the provisions herein contained, with reference to the payment of calls and instalments, forfeiture, lien, surrender, transfer and transmission, voting and otherwise.	<b>New Capital same as existing capital</b>
7.	The Company may issue the following kinds of shares in accordance with these Articles, The Act, the Rules and other applicable Laws:  (a)Equity Share Capital (i)With voting rights; and / or	<b>Kinds of Share and Voting Rights</b>

	(ii) With differential rights as to dividend, voting or otherwise in accordance with the Rules; and (b) Preference Share Capital	
8.	Subject to the applicable provisions of the Act and other applicable Laws, any debentures, debenture-stock or other securities may be issued at a discount, premium or otherwise and may be issued on condition that they shall be convertible into shares of any denomination and with any privileges and conditions as to redemption, surrender, drawing, allotment of shares etc. Debentures with the right to conversion into or allotment of shares shall be issued only with the consent of the Company in the General Meeting by a Special Resolution.	<b>Debentures</b>
9.	The Company may exercise the powers of issuing sweat equity shares conferred by Section 54 of the Act of a class of shares already issued subject to such conditions as may be specified in that sections and rules framed there under and in accordance with applicable Laws.	<b>Issue of Sweat Equity Shares</b>
10.	The Company may issue shares to Employees including its Directors other than independent directors and such other persons as the rules may allow, under Employee Stock Option Scheme (ESOP) or any other scheme, if authorized by a Special Resolution of the Company in general meeting subject to the provisions of the Act, the Rules, applicable Laws and other applicable guidelines made there under, by whatever name called.	<b>ESOP</b>
11.	Subject to the provisions of Section 61 of the Act and applicable Laws, the Company in general meeting may, from time to time, sub-divide or consolidate all or any of the share capital into shares of larger amount than its existing share or sub-divide its shares, or any of them into shares of smaller amount than is fixed by the Memorandum; subject nevertheless, to the provisions of clause (d) of sub-section (1) of Section 61; Subject as aforesaid the Company in general meeting may also cancel shares which have not been taken or agreed to be taken by any person and diminish the amount of its share capital by the amount of the shares so cancelled.	<b>Consolidation, Sub-Division and Cancellation</b>
12.	Subject to compliance with applicable provision of the Act, rules framed there under the Company and applicable Law shall have power to issue depository receipts in any foreign country.	<b>Issue of Depository Receipts</b>
13.	(1) Subject to compliance with applicable provision of the Act, rules framed there under the Company and applicable Law shall have power to issue any kind of securities as permitted to be issued under the Act and rules framed there under.  (2) Subject to the provision of the Act and rules made there under the Company shall have power to issue any kind of securities duly subdivided/consolidated as permitted to be issued under the Act and rules made there under.	<b>Issue of Securities</b>  <b>Issue of Securities duly subdivided or consolidated</b>
14.	(1) Every person whose name is entered as a member in the registrar of members, shall be entitled to receive within two months after allotment or within one month from the date of receipt by the Company of the application for registration of transfer or transmission or within such other periods as the conditions of issue shall provide- (a) One certificate for all his shares without payment of any charges; or (b) Several certificates, each for one or more of his shares, upon payment of such charges as may be fixed by the Board for each certificate after the first. (2) Every certificate shall be under the seal and shall specify the shares to which it relates and the amount paid-up thereon. (3) In respect of any shares or shares held jointly by several persons, the Company shall not be bound to issue more than one certificate, and	<b>Issue of certificate of shares (where shares are not in demat form)</b>  <b>Certificate to bear seal</b>  <b>One certificate for shares held</b>

	<p>delivery of a certificate for a share to one of several joint holders shall be sufficient delivery to all such shareholders.</p> <p>(4) There shall be a common form of transfer in accordance with the Act and Rules.</p> <p>(5) The provision of these Articles shall be subject to the applicable provisions of the Act, the Rules and any requirements of Law. Such provisions shall mutatis mutandis apply to the transfer or transmission by operation of Law to other Securities of the Company.</p>	<p><b>jointly</b></p> <p><b>Common form of transfer</b></p> <p><b>Applicability to other Securities</b></p>
15.	<p>(a) Every member shall be entitled, without payment, to one or more certificates in marketable lots, for all the shares of each class or denomination registered in his name, or if the Directors so approve (upon paying such fee as provided in the relevant laws) to several certificates, each for one or more of such shares and the Company shall complete and have ready for delivery such certificates within two months from the date of allotment, unless the conditions of issue thereof otherwise provide, or within one month of the receipt of application for registration of transfer, transmission, sub-division, consolidation or renewal of any of its shares as the case may be. Every certificate of shares shall be under the seal of the Company and shall specify the number and distinctive numbers of shares in respect of which it is issued and amount paid-up thereon and shall be in such form as prescribed under the Act or as near thereto as possible, provided that in respect of a share or shares held jointly by several persons, the Company shall not be bound to issue more than one certificate and delivery of a certificate of shares to one of several joint holders shall be sufficient delivery to all such holder. Such certificate shall be issued only in pursuance of a resolution passed by the Board and on surrender to the Company of its letter of allotment or its fractional coupons of requisite value, save in cases of issues against letter of acceptance or of renunciation or in cases of issue of bonus shares. Every such certificate shall be issued under the seal of the Company, which shall be affixed in the presence of two Directors or persons acting on behalf of the Directors under a duly registered power of attorney and the secretary or some other person appointed by the Board for the purpose and two Directors or their attorneys and the secretary or other person shall sign the share certificate, provided that if the composition of the Board permits of it, at least one of the aforesaid two Directors shall be a person other than a Managing or whole-time Director. Particulars of every share certificate issued shall be entered in the Register of Members against the name of the person, to whom it has been issued, indicating the date of issue.</p> <p>(b) A Director may sign a share certificate by affixing his signature thereon by means of any machine, equipment or other mechanical means, such as engraving in metal or lithography, but not by means of a rubber stamp provided that the Director shall be responsible for the safe custody of such machine, equipment or other material used for the purpose.</p>	<p><b>Share Certificates (where shares are not in demat form)</b></p>
16.	<p>(1) A person subscribing to shares offered by the Company shall have the option either to receive certificates for such shares or hold the shares in a dematerialized state with a depository. Where a person opts to hold any share with the depository, the Company shall intimate such depository the details of allotment of the share to enable the depository to enter in its records the name of such person as the beneficial owner of that share.</p> <p>(2) Notwithstanding anything contained in these Articles, the Company shall be entitled to dematerialize its existing Securities, rematerialize its Securities held in the Depositories and/or to offer its fresh Securities in a dematerialized form pursuant to the Depositories Act, and the rules framed thereunder, if any.</p> <p>Subject to the applicable provisions of the Act, instead of issuing or receiving certificates for the Securities, as the case maybe, either the Company or the investor may exercise an option to issue, dematerialize, hold the securities (including shares) with a Depository in electronic form and the certificates in</p>	<p><b>Option to receive share certificate or hold shares with depository</b></p> <p><b>Dematerialization of Securities</b></p>

respect thereof shall be dematerialized, in which event the rights and obligations of the parties concerned and matters connected therewith or incidental thereto shall be governed by the provisions of the Depositories Act as amended from time to time or any statutory modification thereto or re-enactment thereof.

Notwithstanding anything contained in these Articles to the contrary, in the event the Securities of the Company are dematerialized, the Company shall issue appropriate instructions to the Depository not to Transfer the Securities of any Shareholder except in accordance with these Articles. The Company shall cause the Promoters to direct their respective Depository participants not to accept any instruction slip or delivery slip or other authorisation for Transfer in contravention of these Articles.

If a Person opts to hold his Securities with a Depository, then notwithstanding anything to the contrary contained in these Articles the Company shall intimate such Depository the details of allotment of the Securities and on receipt of the information, the Depository shall enter in its record the name of the allottee as the Beneficial Owner of the Securities.

*Securities in Depositories to be in fungible form:*

All Securities held by a Depository shall be dematerialized and be held in fungible form. Nothing contained in Sections 88, 89 and 186 of the Act shall apply to a Depository in respect of the Securities held by it on behalf of the Beneficial Owners.

*Rights of Depositories & Beneficial Owners:*

Notwithstanding anything to the contrary contained in the Act or these Articles, a Depository shall be deemed to be the Registered Owner for the purposes of effecting transfer of ownership of Securities on behalf of the Beneficial Owner.

Save as otherwise provided in (i) above, the Depository as the Registered Owner of the Securities shall not have any voting rights or any other rights in respect of the Securities held by it.

Every person holding shares of the Company and whose name is entered as the Beneficial Owner in the records of the Depository shall be deemed to be a Shareholder of the Company.

The Beneficial Owner of Securities shall, in accordance with the provisions of these Articles and the Act, be entitled to all the rights and subject to all the liabilities in respect of his Securities, which are held by a Depository.

Except as ordered by a court of competent jurisdiction or as may be required by Law required and subject to the applicable provisions of the Act, the Company shall be entitled to treat the person whose name appears on the Register as the holder of any share or whose name appears as the Beneficial Owner of any share in the records of the Depository as the absolute owner thereof and accordingly shall not be bound to recognize any benami trust or equity, equitable contingent, future, partial interest, other claim to or interest in respect of such shares or (except only as by these Articles otherwise expressly provided) any right in respect of a share other than an absolute right thereto in accordance with these Articles, on the part of any other person whether or not it has expressed or implied notice thereof but the Board shall at their sole discretion register any share in the joint names of any two or more persons or the survivor or survivors of them.

*Register and Index of Beneficial Owners:*

The Company shall cause to be kept a register and index of members with details of shares and debentures held in materialized and dematerialized forms in any media as may be permitted by Law including any form of electronic media.

The register and index of Beneficial Owners maintained by a Depository under the Depositories Act shall be deemed to be a register and index of members for the purposes of this Act. The Company shall have the power to keep in any state or country outside India a register resident in that state or country.

*Cancellation of Certificates upon surrender by Person:*

Upon receipt of certificate of securities on surrender by a person who has entered into an agreement with the Depository through a participant, the Company shall cancel such certificates and shall substitute in its record, the name of the Depository as the registered owner in respect of the said Securities and shall also inform the Depository accordingly.

*Service of Documents:*

Notwithstanding anything contained in the Act or these Articles to the contrary, where Securities are held in a Depository, the records of the beneficial ownership may be served by such Depository on the Company by means of electronic mode or by delivery of floppies or discs.

*Transfer of Securities:*

Nothing contained in Section 56 of the Act or these Articles shall apply to a transfer of Securities effected by transferor and transferee both of whom are entered as Beneficial Owners in the records of a Depository.

In the case of transfer or transmission of shares or other marketable Securities where the Company has not issued any certificates and where such shares or Securities are being held in any electronic or fungible form in a Depository, the provisions of the Depositories Act shall apply.

*Allotment of Securities dealt with in a Depository:*

Notwithstanding anything in the Act or these Articles, where Securities are dealt with by a Depository, the Company shall intimate the details of allotment of relevant Securities thereof to the Depository immediately on allotment of such Securities.

*Certificate Number and other details of Securities in Depository:*

Nothing contained in the Act or these Articles regarding the necessity of having certificate number/distinctive numbers for Securities issued by the Company shall apply to Securities held with a Depository.

*Register and Index of Beneficial Owners:*

The Register and Index of Beneficial Owners maintained by a Depository under the Depositories Act, shall be deemed to be the Register and Index (if applicable) of Shareholders and Securityholders for the purposes of these Articles.



	<p><i>Provisions of Articles to apply to Shares held in Depository:</i></p> <p>Except as specifically provided in these Articles, the provisions relating to joint holders of shares, calls, lien on shares, forfeiture of shares and transfer and transmission of shares shall be applicable to shares held in Depository so far as they apply to shares held in physical form subject to the provisions of the Depositories Act.</p> <p><i>Depository to furnish information:</i></p> <p>Every Depository shall furnish to the Company information about the transfer of securities in the name of the Beneficial Owner at such intervals and in such manner as may be specified by Law and the Company in that behalf.</p> <p><i>Option to opt out in respect of any such Security:</i></p> <p>If a Beneficial Owner seeks to opt out of a Depository in respect of any Security, he shall inform the Depository accordingly. The Depository shall on receipt of such information make appropriate entries in its records and shall inform the Company. The Company shall within 30 (thirty) days of the receipt of intimation from a Depository or such other time as may be prescribed under Law and on fulfillment of such conditions and on payment of such fees as may be specified by the regulations, issue the certificate of securities to the Beneficial Owner or the transferee as the case may be.</p> <p><i>Overriding effect of this Article:</i></p> <p>Provisions of this Article will have full effect and force not withstanding anything to the contrary or inconsistent contained in any other Articles.</p>	
17.	<p>If any share certificate be worn out, defaced, mutilated or torn or if there be no further space on the back for endorsement of transfer, then upon production and surrender thereof to the Company, a new certificate may be issued in lieu thereof, and if any certificate is lost or destroyed then upon proof thereof to the satisfaction of the Company and on execution of such indemnity as the Board deem adequate, a new certificate in lieu thereof shall be given. Every certificate under this Article shall be issued on payment of fees for each certificate as may be fixed by the Board. Provided that, no fee shall be charged for issue of a new certificate in replacement of those which are old, defaced or worn out or where there is no further space on the back thereof for endorsement of transfer.</p> <p>Provided that notwithstanding what is stated above, the Directors shall comply with the applicable provisions of the Act, Law and the requirements of the stock exchange on which the Securities are listed.</p>	<b>Issue of new certificate in place of one defaced, lost or destroyed (where shares are not in demat form)</b>
18.	<p>The provisions of the foregoing Articles relating to issue of certificates shall <i>mutatis mutandis</i> apply to issue of certificates for any other securities including debentures (except where the Act otherwise requires) of the Company.</p>	<b>Provision as to issue of certificates to apply <i>mutatis mutandis</i> to debentures, etc</b>
19.	<p>(1) The Company may exercise the powers of paying commissions conferred by the Act, to any person in connection with the subscription to its securities, provided that the rate per cent or the amount of the commission paid or agreed to be paid shall be disclosed in the manner required by the Act and the Rules.</p>	<b>Power to pay commission in connection with securities issued</b>
	<p>(2) The rate or amount of the commission shall not exceed the rate or amount prescribed in the Rules.</p>	<b>Rate of commission in accordance with</b>



	<p>above, either for cash or for a consideration other than cash, if the price of such shares is determined by the valuation report of a registered valuer subject to compliance with the Act and the Rules.</p> <p>(b) The notice referred to in sub-clause (a) of clause (i) of sub-article (a) shall be dispatched through registered post or speed post or through electronic mode to all the existing Shareholders at least 3 (three) days before the opening of the issue.</p> <p>(c) Nothing in sub-clause (B) of Clause (1)(a) of this article shall be deemed:</p> <p>(i) To extend the time within which the offer should be accepted; or</p> <p>(ii) To authorize any person to exercise the right of renunciation for a second time on the ground that the person in whose favour the renunciation was first made has declined to take the shares compromised in the renunciation.</p> <p>(d) Nothing in this Article shall apply to the increase of the subscribed capital of a Company caused by the exercise of an option as a term attached to the Debentures issued or loan raised by the Company to convert such Debentures or loans into shares in the Company:  Provided that the terms of issue of such Debentures or loan containing such an option have been approved before the issue of such Debentures or the raising of loan by a Special Resolution passed by the Company in a General Meeting.</p> <p>(e) Notwithstanding anything contained in Article 21(d) hereof, where any debentures have been issued, or loan has been obtained from any government by the Company, and if that government considers it necessary in the public interest so to do, it may, by order, direct that such debentures or loans or any part thereof shall be converted into shares in the Company on such terms and conditions as appear to the Government to be reasonable in the circumstances of the case even if terms of the issue of such debentures or the raising of such loans do not include a term for providing for an option for such conversion:  Provided that where the terms and conditions of such conversion are not acceptable to the Company, it may, within sixty days from the date of communication of such order, appeal to National Company Law Tribunal which shall after hearing the Company and the Government pass such order as it deems fit.</p> <p>(f) The provisions contained in this Article shall be subject to the provisions of Section 42 and Section 62 of the Act, the Rules and the applicable provisions of the Act.</p> <p>(2) A further issue of shares may be made in any manner whatsoever as the Board may determine, among others, by way of initial public offer, further public offer, rights issue, preferential offer or private placement, qualified institutions placement and such other issuance as may be allowed in accordance with the prevailing laws and regulations in force, subject to and in accordance of the Act and other regulations governing such issues.</p>	
<b>LIEN</b>		
24.	<p>(1) The Company shall have a first and paramount lien—</p> <p>(a) on every share (not being a fully paid share), for all monies (whether presently payable or not) called, or payable at a fixed time, in respect of that share; and</p> <p>(b) on all shares (not being fully paid shares) standing registered in the name of a single person, for all monies presently payable by him or his estate to the Company and no equitable interest in any share shall</p>	<b>Company's lien on shares</b>

	<p>be created except upon the footing and condition that this Article will have full effect:          Provided that the Board of Directors may at any time declare any share to be wholly or in part exempt from the provisions of this clause.</p> <p>(2) The Company's lien, if any, on a share shall extend to all dividends or interest, as the case may be, payable and bonuses declared from time to time in respect of such shares for any money owing to the Company.</p> <p>(3) Unless otherwise agreed by the board, the registration of a transfer of shares shall operate as a waiver of the Company's lien.</p> <p>(4) That fully paid shares shall be free from all lien and that in the case of partly paid shares the company's lien shall be restricted to moneys called or payable at a fixed time in respect of such shares;</p>	<p><b>Lien to extend to dividend etc.</b></p> <p><b>Wavier of lien in case of registration</b></p> <p><b>Fully paid shares free from lien</b></p>
25.	<p>The Company may sell, in such manner as the Board thinks fit, any shares on which the Company has a lien:</p> <p>Provided that no sale shall be made—</p> <p>(a) unless a sum in respect of which the lien exists is presently payable; or</p> <p>(b) until the expiration of fourteen days after a notice in writing stating and demanding payment of such part of the amount in respect of which the lien exists as is presently payable, has been given to the registered holder for the time being of the share or the person entitled thereto by reason of his death or insolvency or otherwise.</p>	<p><b>As to enforcing lien by sale</b></p>
26.	<p>(1) To give effect to any such sale, the Board may authorize some person to transfer the shares sold to the purchaser thereof.</p> <p>(2) The purchaser shall be registered as the holder of the shares comprised in any such transfer.</p> <p>(3) The receipt of the Company for the consideration (if any) given for the share on the sale thereof shall (subject, if necessary, to execution of an instrument of transfer or a transfer by relevant system, as the case may be) constitute a good title to the share and the purchaser shall be registered as the holder of the share.</p> <p>(4) The purchaser shall not be bound to see to the application of the purchase money, nor shall his title to the shares be affected by any irregularity or invalidity in the proceedings with reference to the sale.</p>	<p><b>Validity of sale</b></p> <p><b>Purchaser to be registered holder</b></p> <p><b>Validity of Company's receipt</b></p> <p><b>Purchaser not affected</b></p>
27.	<p>(1) The proceeds of the sale shall be received by the Company and applied in payment of such part of the amount in respect of which the lien exists as is presently payable.</p> <p>(2) The residue, if any, shall subject to a like lien for sums not presently payable as existed upon the shares before the sale be paid to the person entitled to the shares at the date of the sale.</p>	<p><b>Application of proceeds of sale</b></p> <p><b>Payments of residual money</b></p>
28.	<p>In exercising its lien, the Company shall be entitled to treat the registered holder of any share as the absolute owner thereof and accordingly shall not (except as ordered by a court of competent jurisdiction or unless required by any statute) be bound to recognize any equitable or other person, whether a creditor of the registered holder or otherwise. The Company's lien shall prevail notwithstanding that it has received notice of any such claim.</p>	<p><b>Outsider's lien not to affect Company's lien</b></p>
29.	<p>The provision of these Articles relating to lien shall <i>mutatis mutandis</i> apply to any other securities including debentures of the Company.</p>	<p><b>Provision's as to lien to apply <i>mutatis mutandis</i> to debentures, etc.</b></p>
<b>CALLS ON SHARES</b>		
30.	<p>(1) The Board may, from time to time, make calls upon the members in respect of any monies unpaid on their shares (whether on account of the</p>	<p><b>Board may make calls</b></p>

	<p>nominal value of the shares or by way of premium) and not by the conditions of allotment thereof made payable at fixed times.</p> <p>(2) A call shall be deemed to have been made at the time when the resolution of the Board authorizing the call was passed and may be required to be paid by instalments.</p> <p>(3) Each member shall, subject to receiving at least fourteen days' notice specifying the time or times and place of payment, pay to the Company, at the time or times and place so specified, the amount called on his shares. Provided that before the time for payment of such call and/or before receiving any amount towards such call, the Board may by notice revoke or postpone the call so made.</p> <p>(4) The Board may, from time to time, at its discretion, extend the time fixed for payment of any call in respect of one or more members as the Board may deem appropriate in any circumstances.</p>	<p><b>Notice of call</b></p> <p><b>Board may extend time for payment</b></p> <p><b>Revocation or postponement of call</b></p>
31.	The joint holders of a share shall be jointly and severally liable to pay all calls in respect thereof.	<b>Liability of joint holders of shares</b>
32.	<p>(1) If a sum called in respect of a share is not paid before or on the day appointed for payment thereof (the "due date"), the person from whom the sum is due shall pay interest thereon and such other expenses which have been incurred by the Company due to non-payment of such call as the Board may think fit, from the due date to the time of actual payment at such rate as may be fixed by the Board.</p> <p>(2) The Board shall be at liberty to waive payment of any such interest and other expenses wholly or in part.</p>	<p><b>When interest on call or instalment payable</b></p> <p><b>Board may waive interest</b></p>
33.	<p>(1) Any sum which by the terms of issue of a share becomes payable on allotment or at any fixed date, whether on account of the nominal value of the share or by way of premium, shall, for the purposes of these Articles, be deemed to be a call duly made and payable on the date on which by the terms of issue such sum becomes payable.</p> <p>(2) In case of non-payment of such sum, all the relevant provisions of these Articles as to payment of interest and expenses, forfeiture or otherwise shall apply as if such sum had become payable by virtue of a call duly made and notified.</p>	<p><b>Sums deemed to be calls</b></p> <p><b>Effect of non – payment of sums</b></p>
34.	<p>The Board may, if it thinks fit (subject to the provisions of Section 50 of the Act) agree to and receive from any Shareholder willing to advance the same, the whole or any part of the money due upon the shares held by him beyond the sums actually called up, and upon the amount so paid or satisfied in advance or so much thereof as from time to time and at any time thereafter as exceeds the amount of the calls then made upon and due in respect of the shares in respect of which such advance has been made, the Company may pay interest, as the Shareholder paying such sum in advance and the Board agree upon, provided that the money paid in advance of calls shall not confer a right to participate in profits or dividend. The Directors may at any time repay the amount so advanced.</p> <p>No Shareholder shall be entitled to voting rights in respect of the money(ies) so paid by him until the same would but for such payment, become presently payable.</p>	<b>Payment in anticipation of calls may carry interest</b>
35.	If by the conditions of allotment of any shares, the whole or part of the amount of issue price thereof shall be payable by instalments, then every such instalment shall, when due, be paid to the Company by the person who, for the time being and from time to time, is or shall be the registered holder of the share or the legal representative of a deceased registered holder.	<b>Instalments on shares to be duly paid</b>
36.	<p>All calls shall be made on a uniform basis on all shares falling under the same class.</p> <p>Explanation: Shares of all the same nominal value on which different amounts</p>	<b>Calls on shares of same class to be on uniform basis</b>

	have been paid – up shall not be deemed to fall under the same class.	
37.	Neither a judgment nor a decree in favour of the Company for calls or other money due in respect of any shares nor any part payment or satisfaction thereof nor the receipt by the Company of a portion of any money which shall from time to time be due from any member in respect of any shares either by way of principal or interest nor any indulgence granted by the Company in respect of payment of any such money shall preclude the forfeiture of such shares as herein provided.	<b>Partial payment not to preclude forfeiture</b>
38.	The provision of these Articles relating to calls shall <i>mutatis mutandis</i> apply to any other securities including debentures of the Company.	<b>Provisions as to calls to apply mutatis mutandis to debentures, etc.</b>
<b>TRANSFER OF SHARES</b>		
39.	(i) The instrument of transfer of any share in the Company shall be executed by or on behalf of both the transferor and transferee. (ii) The transferor shall be deemed to remain a holder of the share until the name of the transferee is entered in the register of members in respect thereof.	<b>Instrument of transfer to be executed by transferor and transferee</b>
40.	The instrument of transfer of any share shall be in writing and all the provisions of Section 56 and statutory modification thereof including other applicable provisions of the Act shall be duly complied with in respect of all transfers of shares and registration thereof. In case of transfer of shares where the Company has not issued any certificates and where the shares are held in dematerialized form, the provisions of the Depositories Act shall apply.	<b>Transfer Form.</b>
41.	Subject to the provisions of Sections 58 and 59 of the Act, these Articles and other applicable provisions of the Act or any other Law for the time being in force, the Board may, refuse to register the transfer of, or the transmission by operation of law of the right to, any securities or interest of a Shareholder in the Company. The Company shall, within 30 (thirty) days from the date on which the instrument of transfer, or the intimation of such transmission, as the case may be, was delivered to the Company, send a notice of refusal to the transferee and transferor or to the person giving notice of such transmission, as the case may be, giving reasons for such refusal.  Provided that, registration of a transfer shall not be refused on the ground of the transferor being either alone or jointly with any other Person or Persons indebted to the Company on any account whatsoever except where the Company has a lien on shares.	<b>Board may refuse to register transfer</b>  <b>Transfer not to be refused on ground of indebtedness</b>
42.	The Board may decline to recognize any instrument of transfer unless –  (a) the instrument of transfer is duly stamped, dated and executed and is in the form as prescribed in the Rules made under sub-section (1) of section 56 of the Act; (b) the instrument of transfer is accompanied by the certificate of the shares to which it relates, and such other evidence as the Board may reasonably require to show the right of the transferor to make the transfer; and (c) the instrument of transfer is in respect of only one class of shares.	<b>Board may decline to recognize instrument of transfer</b>
43.	No fee shall be charged for registration of transfer, transmission, Probate, Succession Certificate and letter of administration, Certificate of Death or Marriage, Power of Attorney or similar other document with the Company.	<b>No fee on transfer.</b>

44.	The Board of Directors shall have power on giving not less than seven days previous notice in accordance with section 91 of the Act and rules made there under to close the Register of Members and/or the Register of debentures holders and/or other security holders and registration of transfer may be suspended at such time or times and for such period or periods, not exceeding thirty days at a time, and not exceeding in the aggregate forty five days in each year as it may seem expedient to the Board.	<b>Closure of Register of Members or debenture holder or other security holders.</b>
45.	The instrument of transfer shall after registration be retained by the Company and shall remain in its custody. All instruments of transfer which the Directors may decline to register shall on demand be returned to the persons depositing the same. The Directors may cause to be destroyed all the transfer deeds with the Company after such period as they may determine. In case of transfer and transmission of shares or other marketable securities where the Company has not issued any certificates and where such shares or Securities are being held in any electronic and fungible form in a Depository, the provisions of the Depositories Act shall apply.	<b>Custody of transfer Deeds.</b>
46.	Where an application of transfer relates to partly paid shares, the transfer shall not be registered unless the Company gives notice of the application to the transferee and the transferee makes no objection to the transfer within two weeks from the receipt of the notice.	<b>Application for transfer of partly paid shares.</b>
47.	The provisions of these Articles relating to transfer of shares shall <i>mutatis mutandis</i> apply to any other securities including debentures of the Company.	<b>Provisions as to transfer of shares to apply <i>mutatis mutandis</i> to debentures, etc.</b>
<b>NOMINATION AND TRANSMISSION OF SHARES</b>		
48.	<p>(i) Notwithstanding anything contained in the articles, every holder of securities of the Company may, at any time, nominate a person in whom his/her securities shall vest in the event of his/her death and the provisions of Section 72 of the Companies Act, 2013 shall apply in respect of such nomination.</p> <p>(ii) No person shall be recognized by the Company as a nominee unless an intimation of the appointment of the said person as nominee has been given to the Company during the lifetime of the holder(s) of the securities of the Company in the manner specified under Section 72 of the Companies Act, 2013 read with Rule 19 of the Companies (Share Capital and Debentures) Rules, 2014.</p> <p>(iii) The Company shall not be in any way responsible for transferring the securities consequent upon such nomination.</p> <p>(iv) If the holder(s) of the securities survive(s) the nominee, then the nomination made by the holder(s) shall be of no effect and shall automatically stand revoked.</p>	<b>Nomination</b>
49.	<p>(1) On the death of a member, the survivor or survivors where the member was a joint holder, and his nominee or nominees or legal representatives where he was a sole holder, shall be the only persons recognized by the Company as having any title to his interest in the shares.</p> <p>(2) Nothing in clause (1) shall release the estate of a deceased joint holder from any liability in respect of any share which had been jointly held by him with other persons.</p>	<p><b>Title to shares on death of a member</b></p> <p><b>Estate of deceased member liable</b></p>
50.	(1) Any person becoming entitled to a share in consequence of the death or insolvency of a member may, upon such evidence being produced as may from time to time properly be required by the Board and subject as hereinafter provided, elect, either –	<b>Transmission Clause</b>

	(a) to be registered himself as holder of the share; or (b) to make such transfer of the share as the deceased or insolvent member could have made.	
	(2) The Board shall, in either case, have the same right to decline or suspend registration as it would have had, if the deceased or insolvent member had transferred the share before his death or insolvency.	<b>Board's right unaffected</b>
	(3) The Company shall be fully indemnified by such person from all liability, if any, by actions taken by the Board to give effect to such registration or transfer.	<b>Indemnity to the Company</b>
51.	(1) If the person so becoming entitled shall elect to be registered as holder of the share himself, he shall deliver or send to the Company a notice in writing signed by him stating that he so elects.	<b>Right to election of holder of share</b>
	(2) If the person aforesaid shall elect to transfer the share, he shall testify his election by executing a transfer of the share.	<b>Manner of testifying election</b>
	(3) All the limitations, restrictions and provisions of these regulations relating to the right to transfer and the registration of transfers of shares shall be applicable to any such notice or transfer as aforesaid as if the death or insolvency of the member had not occurred and the notice or transfer were a transfer signed by that member.	<b>Limitations applicable to notice</b>
52.	A person becoming entitled to a share by reason of the death or insolvency of the holder shall be entitled to the same dividends and other advantages to which he would be entitled if he were the registered holder of the share, except that he shall not, before being registered as a member in respect of the share, be entitled in respect of it to exercise any right conferred by membership in relation to meetings of the Company:  Provided that the Board may, at any time, give notice requiring any such person to elect either to be registered himself or to transfer the share, and if the notice is not complied with within ninety days, the Board may thereafter withhold payment of all dividends, bonuses or other monies payable in respect of the share, until the requirements of the notice have been complied with.	<b>Claimant to be entitled to same advantage</b>
53.	Notwithstanding anything contained in Article 42, in the case of any share registered in any register maintained outside India the instrument of transfer shall be in a form recognized by the law of the place where the register is maintained but subject thereto shall be as near to the form prescribed under sub-section 1 of section 56 of the Act or any modification thereof as circumstances permit.	<b>Form of transfer Outside India.</b>
54.	The provisions of these Articles relating to transmission by operation of law shall <i>mutatis mutandis</i> apply to any other securities including debentures of the Company.	<b>Provisions as to transmission to apply <i>mutatis mutandis</i> to debentures, etc.</b>
	<b>JOINT HOLDERS</b>	
55.	Where two or more persons are registered as holders of any shares, they shall be deemed to hold the same as joint owners with benefits of survivorship subject to the following and other provisions contained in these Articles.  (a) Shares may be registered in the name of any person, company or other body corporate but not more than three persons shall be registered jointly as members in respect of any shares. (b) The certificates of shares registered in the names of two or more persons shall be delivered to the persons first named on the Register. (c) If any share stands in the names of two or more persons, the person first named in the register shall as regards receipt of share certificates, dividends or bonus or service of notices and all or any other matter	<b>Joint-holders</b>



	<p>connected with the Company, except voting at meeting, and the transfer of the shares, be deemed to be the sole holder thereof but the joint holders of a share shall be severally as well as jointly liable for the payment for the payment of all installments and calls due in respect of such shares and for all incidentals thereof accordingly to the Company's regulation.</p> <p>(d) In case of death of any one or more of the persons named in the Register of Members as the joint holders of any shares, the survivors shall be the only persons recognised by the Company as having any title to or interest in such shares, but nothing herein contained shall be taken to release the estate of a deceased joint holder from any liability on shares held by him jointly with any other person.</p> <p>(e) If there be joint registered holders of any shares, any of such persons may vote at any meeting either personally or by proxy in respect of such shares, as if he were solely entitled thereto, provided that if more than one of such joint holders be present at any meeting either personally or by proxy, then one of the said persons whose name stands higher on the Register of Members shall alone be entitled to vote in respect of such shares, but the others of the joint shareholders shall be entitled to be present at the meeting. Several executors or administrators of a deceased member in whose name shares stand shall for the purpose of these Articles be deemed joint holder thereof.</p> <p>(f) The provisions of these Articles relating to joint holders of shares shall mutatis mutandis apply to any other securities including debentures of the Company registered in joint names.</p>	
<b>FORFEITURE OF SHARES</b>		
56.	If a member fails to pay any call, or instalment of a call or any money due in respect of any share, on the day appointed for payment thereof, the Board may, at any time thereafter during such time as any part of the call or instalment remains unpaid or a judgment or decree in respect thereof remains unsatisfied in whole or in part, serve a notice on him requiring payment of so much of the call or instalment or other money as is unpaid, together with any interest which may have accrued and all expenses that may have been incurred by the Company by reason of non-payment.	<b>If call or instalment not paid notice must be given</b>
57.	The notice aforesaid shall: <p>(a) name a further day (not being earlier than the expiry of fourteen days from the date of service of the notice) on or before which the payment required by the notice is to be made; and</p> <p>(b) state that, in the event of non-payment on or before the day so named, the shares in respect of which the call was made shall be liable to be forfeited.</p>	<b>Form of Notice</b>
58.	If the requirements of any such notice as aforesaid are not complied with, any share in respect of which the notice has been given may, at any time thereafter, before the payment required by the notice has been made, be forfeited by a resolution of the Board to that effect.	<b>In default of payment of shares to be forfeited</b>
59.	Neither the receipt by the Company for a portion of any money which may from time to time be due from any member in respect of his shares, nor any indulgence that may be granted by the Company in respect of payment of any such money, shall preclude the Company from thereafter proceeding to enforce a forfeiture in respect of such shares as herein provided. Such forfeiture shall include all dividends declared or any other moneys payable in respect of the forfeited shares and not actually paid before the forfeiture.	<b>Receipt of part amount or grant of indulgence not to affect forfeiture</b>
60.	When any share shall have been so forfeited, notice of the forfeiture shall be given to the defaulting member and an entry of the forfeiture with the date thereof, shall forthwith be made in the register of members but no forfeiture shall be invalidated by any omission or neglect or any failure to give such	<b>Entry of forfeiture in register of</b>

	notice or make such entry as aforesaid.	<b>members</b>
61.	The forfeiture of a share shall involve extinction at the time of forfeiture, of all interest in and all claims and demands against the Company, in respect of the share and all other rights incidental to the share.	<b>Effect of forfeiture</b>
62.	(1) A forfeited share shall be deemed to be the property of the Company and may be sold or re-allotted or otherwise disposed of either to the person who was before such forfeiture the holder thereof or entitled thereto or to any other person on such terms and in such manner as the Board thinks fit.	<b>Forfeited shares may be sold, etc.</b>
	(2) At any time before a sale, re-allotment or disposal as aforesaid, the Board may cancel the forfeiture on such terms as it thinks fit.	<b>Cancellation of forfeiture</b>
63.	(1) A person whose shares have been forfeited shall cease to be a member in respect of the forfeited shares, but shall, notwithstanding the forfeiture, remain liable to pay, and shall pay, to the Company all monies which, at the date of forfeiture, were presently payable by him to the Company in respect of the shares.	<b>Members still liable to pay money owing at the time of forfeiture</b>
	(2) All such monies payable shall be paid together with interest thereon at such rate as the Board may determine, from the time of forfeiture until payment. The Board may, if it thinks fit, but without being under any obligation to do so, enforce the payment of the whole or any portion of the monies due, without any allowance for the value of the shares at the time of forfeiture or waive payment in whole or in part.	<b>Member still liable to pay money owing at time of forfeiture and interest</b>
	(3) The liability of such person shall cease if and when the Company shall have received payment in full of all such monies in respect of the shares.	<b>Cessation of liability</b>
64.	(1) A duly verified declaration in writing that the declarant is a director, the manager or the secretary of the Company, and that a share in the Company has been duly forfeited on a date stated in the declaration, shall be conclusive evidence of the facts therein stated as against all persons claiming to be entitled to the share;	<b>Certificate of forfeiture</b>
	(2) The Company may receive the consideration, if any, given for the share on any sale, re-allotment or disposal thereof and may execute a transfer of the share in favour of the person to whom the share is sold or disposed of;	<b>Title of purchaser and transferee of forfeited shares</b>
	(3) The transferee shall thereupon be registered as the holder of the share; and	<b>Transferee to be registered as holder</b>
	(4) The transferee shall not be bound to see to the application of the purchase money, if any, nor shall his title to the share be affected by any irregularity or invalidity in the proceedings in reference to the forfeiture, sale, re-allotment or disposal of the share.	<b>Transferee not affected</b>
65.	Upon any sale after forfeiture or for enforcing a lien in exercise of the powers hereinabove given, the Board may, if necessary, appoint some person to execute an instrument for transfer of the shares sold and cause the purchaser's name to be entered in the register of members in respect of the shares sold and after his name has been entered in the register of members in respect of such shares the validity of the sale shall not be impeached by any person.	<b>Validity of sales</b>
66.	Upon any sale, re-allotment or other disposal under the provisions of the preceding Articles, the certificate(s), if any, originally issued in respect of the relative shares shall (unless the same shall on demand by the Company has been previously surrendered to it by the defaulting member) stand cancelled and become null and void and be of no effect, and the Board shall be entitled to issue a duplicate certificate(s) in respect of the said shares to the person(s) entitled thereto.	<b>Cancellation of share certificate in respect of forfeited shares</b>

67.	The Board may, subject to the provisions of the Act, accept a surrender of any share from or by any member desirous of surrendering them on such terms as they think fit.	<b>Surrender of share certificates</b>
68.	The provisions of these Articles as to forfeiture shall apply in the case of non-payment of any sum which, by the terms of issue of a share, becomes payable at a fixed time, whether on account of the nominal value of the share or by way of premium, as if the same had been payable by virtue of a call duly made and notified.	<b>Sums deemed to be calls</b>
69.	The provisions of these Articles relating to forfeiture of shares shall <i>mutatis mutandis</i> apply to any other securities including debentures of the Company.	<b>Provisions as to forfeiture of shares to apply <i>mutatis mutandis</i> to debentures, etc.</b>
<b>ALTERATION OF CAPITAL</b>		
70.	Subject to the provisions of the Act, the Company may, by ordinary resolution –  (a) increase the share capital by such sum, to be divided into shares of such amount as it thinks expedient; (b) consolidate and divide all or any of its share capital into shares of larger amount than its existing shares: Provided that any consolidation and division which results in changes in the voting percentage of members shall require applicable approvals under the Act; (c) convert all or any of its fully paid-up shares into stock, and reconvert that stock into fully paid-up shares of any denomination; (d) sub-divide its existing shares or any of them into shares of smaller amount than is fixed by the memorandum; (e) cancel any shares which, at the date of the passing of the resolution, have not been taken or agreed to be taken by any person.	<b>Power to alter share capital</b>
71.	Where shares are converted into stock:  (a) the holders of stock may transfer the same or any part thereof in the same manner as, and subject to the same Articles under which, the shares from which the stock arose might before the conversion have been transferred, or as near thereto as circumstances admit: Provided that the Board may, from time to time, fix the minimum amount of stock transferable, so, however, that such minimum shall not exceed the nominal amount of the shares from which the stock arose;	<b>Shares may be converted into stock</b>
	(b) the holders of stock shall, according to the amount of stock held by them, have the same rights, privileges and advantages as regards dividends, voting at meetings of the Company, and other matters, as if they held the shares from which the stock arose; but no such privilege or advantage (except participation in the dividends and profits of the Company and in the assets on winding up) shall be conferred by an amount of stock which would not, if existing in shares, have conferred that privilege or advantage;	<b>Right of stockholders</b>
	(c) such of these Articles of the Company as are applicable to paid-up shares shall apply to stock and the words “share” and “shareholder”/ “member” shall include “stock” and “stock-holder” respectively.	
72.	The Company may, by resolution as prescribed by the Act, reduce in any manner and in accordance with the provisions of the Act and the Rules:  (a) its share capital; and/or	<b>Reduction of capital</b>

	(b) any capital redemption reserve account; and/or (c) any securities premium account; and/or (d) any other reserve in the nature of share capital.	
73.	Where two or more persons are registered as joint holders (not more than three) of any share, they shall be deemed (so far as the Company is concerned) to hold the same as joint tenants with benefits of survivorship, subject to the following and other provisions contained in these Articles:  (a) The joint-holders of any share shall be liable severally as well as jointly for and in respect of all calls or instalments and other payments which ought to be made in respect of such share.	<b>Joint-holders</b>  <b>Liability of Joint holders</b>
	(b) On the death of any one or more of such joint-holders, the survivor or survivors shall be the only person or persons recognized by the Company as having any title to the share but the Directors may require such evidence of death as they may deem fit, and nothing herein contained shall be taken to release the estate of a deceased joint-holder from any liability on shares held by him jointly with any other person.	<b>Death of one or more joint-holders</b>
	(c) Any one of such joint holders may give effectual receipts of any dividends, interests or other moneys payable in respect of such share.	<b>Receipt of one sufficient</b>
	(d) Only the person whose name stands first in the register of members as one of the joint-holders of any share shall be entitled to the delivery of certificate, if any, relating to such share or to receive notice (which term shall be deemed to include all relevant documents) and any notice served on or sent to such person shall be deemed service on all the joint-holders.	<b>Delivery of certificate and giving of notice to first named holder</b>
	(ii) Several executors or administrators of a deceased member in whose (deceased member) sole name any share stands, shall for the purpose of this clause be deemed joint-holders.	<b>Executors or administrators as joint-holders</b>
	(e) The provisions of these Articles relating to joint holders of shares shall mutatis mutandis apply to any other securities including debentures of the Company registered in joint names.	<b>Provisions as to joint holders as to shares to apply mutatis mutandis to debentures, etc.</b>
<b>CAPITALISATION OF PROFITS</b>		
74.	(1) The Company, in general meeting may, upon the recommendation of the Board, resolve — (a) that it is desirable to capitalize any part of the amount for the time being standing to the credit of any of the Company's reserve accounts, securities premium account or to the credit of the profit and loss account, or otherwise available for distribution; and (b) that such sum be accordingly set free for distribution in the manner specified in clause (2)	<b>Capitalisation</b>
	(2) The sum aforesaid shall not be paid in cash but shall be applied, either in or towards: (a) paying up any amounts for the time being unpaid on any shares held by such members respectively; (b) paying up in full, unissued shares or other securities of the Company to be allotted and distributed, credited as fully paid-up, to and amongst such members in the proportion as may be determined by the law in accordance with the law; (c) partly in the way specified in sub-clause (a) and partly in that specified in sub-clause (b).	<b>Sum how applied</b>
	(d) A securities premium account and a capital redemption reserve account or any other permissible reserve account may, for the	

	purposes of this Article, be applied in the paying up of unissued shares to be issued to members of the Company as fully paid bonus shares;	
	(e) The Board shall give effect to the resolution passed by the Company in pursuance of this Article.	
75.	1. Whenever such a resolution as aforesaid shall have been passed, the Board shall – (b) make all appropriations and applications of the amounts resolved to be authorized thereby, and all allotments and issues of fully paid shares or other securities, if any; and (c) generally, do all acts and things required to give effect thereto.	<b>Powers of the Board for capitalisation</b>
	2. The Board shall have power— (a) to make such provisions, by the issue of fractional certificates/coupons or by payment in cash or otherwise as it thinks fit, for the case of shares or other securities becoming distributable in fractions; and (b) to authorize any person to enter, on behalf of all the members entitled thereto, into an agreement with the Company providing for the allotment to them respectively, credited as fully paid-up, of any further shares or other securities to which they may be entitled upon such authorized on, or as the case may require, for the payment by the Company on their behalf, by the application thereto of their respective proportions of profits resolved to be authorized, of the amount or any part of the amounts remaining unpaid on their existing shares. Any agreement made under such authority shall be effective and binding on such members.	<b>Board's power to issue fractional certificate/coupon etc.</b>
<b>BORROWING POWERS</b>		
76.	Subject to the provisions of Sections 73, 179 and 180, and other applicable provisions of the Act and these Articles, the Board may, from time to time, at its discretion by resolution passed at the meeting of a Board:  (i) accept or renew deposits from Shareholders; (ii) borrow money by way of issuance of Debentures; (iii) borrow money otherwise than on Debentures; (iv) generally, raise or borrow or secure the payment of any sum or sums of money for the purposes of the Company.  Provided, however, that where the money to be borrowed together with the money already borrowed (apart from temporary loans obtained from the Company's bankers in the ordinary course of business) exceed the aggregate of the Paid-up capital of the Company and its free reserves (not being reserves set apart for any specific purpose), the Board shall not borrow such money without the consent of the Company by way of a Special Resolution in a General Meeting.  Provided further that the Board may delegate the power specified in sub clause (iii) herein above (i.e. to borrow money otherwise than on debentures) to a committee constituted for the purpose.	<b>Power to borrow.</b>          <b>Delegation of power to borrow</b>
77.	Subject to the provisions of the Act, these Articles and the applicable Law, any bonds, debentures, debenture-stock or any other securities may be issued at a discount, premium or otherwise and with any special privileges and conditions as to redemption, surrender, allotment of shares, appointment of Directors or otherwise; provided that debentures with the right to allotment of or conversion into shares shall not be issued except with the sanction of the Members by Special Resolution in General Meeting.	<b>Issue of discount etc. or with special privileges.</b>
78.	The payment and/or repayment of moneys borrowed or raised as aforesaid or any moneys owing otherwise or debts due from the Company may be secured	<b>Securing payment or</b>

	in such manner and upon such terms and conditions in all respects as the Board may think fit, and in particular by mortgage, charge, lien or any other security upon all or any of the assets or property (both present and future) or the undertaking of the Company including its uncalled capital for the time being, or by a guarantee by any Director, Government or third party, and the bonds, debentures and debenture stocks and other securities may be made assignable, free from equities between the Company and the person to whom the same may be issued and also by a similar mortgage, charge or lien to secure and guarantee, the performance by the Company or any other person or Company of any obligation undertaken by the Company or any person or Company as the case may be.	<b>repayment of Moneys borrowed.</b>
79.	Any bonds, debentures, debenture-stock or their securities issued or to be issued by the Company shall be under the control of the Board who may issue them upon such terms and conditions, and in such manner and for such consideration as they shall consider to be for the benefit of the Company.	<b>Bonds, Debentures etc. to be under the control of the Directors.</b>
80.	If any uncalled capital of the Company is included in or charged by any mortgage or other security the Directors shall subject to the provisions of the Act and these Articles make calls on the members in respect of such uncalled capital in trust for the person in whose favour such mortgage or security is executed.	<b>Mortgage of uncalled Capital.</b>
81.	Subject to the provisions of the Act and these Articles if the Directors or any of them or any other person shall incur or be about to incur any liability whether as principal or surety for the payment of any sum primarily due from the Company, the Directors may execute or cause to be executed any mortgage, charge or security over or affecting the whole or any part of the assets of the Company by way of indemnity to secure the Directors or person so becoming liable as aforesaid from any loss in respect of such liability.	<b>Indemnity may be given.</b>
<b>BUY – BACK OF SHARES</b>		
82.	Notwithstanding anything contained in these Articles but subject to all applicable provisions of the Act or any other law for the time being in force, the Company may purchase its own shares or other specified securities.	<b>Buy-back of shares</b>
<b>GENERAL MEETINGS</b>		
83.	All general meetings other than annual general meeting shall be called extraordinary general meeting.	<b>Extraordinary general meeting</b>
84.	(i) The Board may, whenever it thinks fit, call an extraordinary general meeting.	<b>Powers of Board to call extraordinary general meeting</b>
	(ii) If at any time directors capable of acting who are sufficient in number to form a quorum are not within India, any director or any two members of the Company may call an extraordinary general meeting in the same manner, as nearly as possible, as that in which such a meeting may be called by the Board.	
<b>PROCEEDINGS AT GENERAL MEETINGS</b>		
85.	(1) No business shall be transacted at any general meeting unless a quorum of members is present while transacting business.  (2) No business shall be discussed or transacted at any general meeting except election of Chairperson whilst the chair is vacant.	<b>Liability of Members.  Business confined to election of Chairperson</b>

	(3) The quorum for a general meeting shall be as provided in section 103 of the Act.	<b>whilst chair vacant  Quorum for general meeting</b>
86.	The Chairperson of the Company shall preside as Chairperson at every general meeting of the Company.	<b>Chairperson of the meetings</b>
87.	If there is no such Chairperson, or if he is not present within fifteen minutes after the time appointed for holding the meeting or is unwilling to act as chairperson of the meeting, the directors present shall elect one among themselves to be Chairperson of the meeting.	<b>Directors to elect a Chairperson</b>
88.	If at any meeting no director is willing to act as Chairperson or if no director is present within fifteen minutes after the time appointed for holding the meeting, the members present shall, by show of hands, by poll or electronically, choose one of their members to be Chairperson of the meeting.	<b>Members to elect a Chairperson</b>
89.	On any business at any general meeting, in case of an equality of votes, whether on a show of hands or electronically or on a poll, the Chairperson shall have a second or casting vote.	<b>Casting vote of Chairperson at general meeting</b>
90.	(1) The Company shall cause minutes of the proceedings of every general meeting of any class of members or creditors to be prepared and signed in such manner as prescribed by the Rules and kept by making within thirty days of the conclusion of every such meeting concerned thereof in books kept for that purpose with their pages consecutively numbered.	<b>Minutes of proceedings of meetings and resolutions passed by postal ballot</b>
	(2) There shall not be included in the minutes any matter which, in the opinion of the Chairperson of the meeting – (a) is, or could reasonably be regarded, as defamatory of any person; or (b) is irrelevant or immaterial to the proceedings; or (c) is detrimental to the interests of the Company.	<b>Certain matters not to be included in Minutes</b>
	(3) The Chairperson shall exercise an absolute discretion in regard to the inclusion or non-inclusion of any matter in the minutes on the grounds specified in the aforesaid clause.	<b>Discretion of Chairperson in relation to Minutes</b>
	(4) The minutes of the meeting kept in accordance with the provisions of the Act shall be evidence of the proceedings recorded therein.	<b>Minutes to be evidence</b>
91.	The books containing the minutes of the proceedings of any general meeting of the Company or a resolution passed by postal ballot shall:  (a) be kept at the registered office of the Company; and  (b) be open to inspection of any member without charge, during 11.00 a.m. to 1.00 p.m. on all business days.  Provided such member gives at least 7 days' notice in writing of his intention to do so.	<b>Inspection of minute books of general meeting</b>
	Any member shall be entitled to be furnished, within the time prescribed by the Act, after he has made a request in writing in that behalf to the Company and on payment of a maximum fee as prescribed in the Act for each page or part thereof, with a copy of any minutes referred to in clause (1) above:  Provided that a member who has made a request for provision of a soft copy of the minutes of any previous general meeting held during the period immediately preceding three financial years, shall be entitled to be furnished	<b>Members may obtain copy of minutes</b>

	with the same free of cost.	
92.	The Board, and also any person(s) authorized by it, may take any action before the commencement of any general meeting, or any meeting of a class of members in the Company, which they may think fit to ensure the security of the meeting, the safety of people attending the meeting, and the future orderly conduct of the meeting. Any decision made in good faith under this Article shall be final, and rights to attend and participate in the meeting concerned shall be subject to such decision.	<b>Powers to arrange security at meetings</b>
93.	Notwithstanding anything contained in these Articles, the Company may, and in case of resolutions relating to such business as notified under Rule (22) (16) of the Companies (Management and Administration) Rules, 2014 or other applicable laws to be passed by postal ballot, shall get the resolution passed by means of a postal ballot, instead of transacting the business in the general meeting of the Company.  Where the Company decides to pass the resolution by postal ballot, it shall follow the procedures as prescribed under Section 110 of the Act read with Companies (Management and Administration) Rules, 2014, as amended from time to time.	<b>Postal Ballot</b>
	<b>ADJOURNMENT OF MEETING</b>	
94.	(1) The Chairperson may, with the consent of any meeting at which a quorum is present, and shall, if so directed by the meeting, adjourn the meeting from time to time and from place to place.	<b>Chairperson may adjourn the meeting</b>
	(2) No business shall be transacted at any adjourned meeting other than the business left unfinished at the meeting from which the adjournment took place.	<b>Business at adjourned meeting</b>
	(3) When a meeting is adjourned for thirty days or more, notice of the adjourned meeting shall be given as in the case of an original meeting.	<b>Notice of adjourned meeting</b>
	(4) Save as aforesaid and save as provided in section 103 of the Act, it shall not be necessary to give any notice of an adjournment or of the business to be transacted at an adjourned meeting.	<b>Notice of adjourned meeting not required</b>
	<b>VOTING RIGHTS</b>	
95.	Subject to any rights or restrictions for the time being attached to any class or classes of shares –  (a) on a show of hands, every member present in person shall have one vote; and (b) on a poll, the voting rights of members shall be in proportion to his share in the paid-up equity share capital of the Company.	<b>Entitlement to vote on show of hands and on poll</b>
96.	A member may exercise his vote at a meeting by electronic means in accordance with section 108 of the Act and shall vote only once.	<b>Voting through electronic means</b>
97.	(1) In the case of joint holders, the vote of the senior who tenders a vote, whether in person or by proxy, shall be accepted to the exclusion of the votes of the other joint holders. (2) For this purpose, seniority shall be determined by the order in which the names stand in the register of members.	<b>Vote of joint holders</b>  <b>Seniority of names</b>
98.	A member of unsound mind, or in respect of whom an order has been made by	<b>How members</b>



	any court having jurisdiction in lunacy, may vote, whether on a show of hands or on a poll, by his committee or other legal guardian, and any such committee or guardian may, on a poll, vote by proxy. If any member be a minor, the vote in respect of his share or shares shall be by his guardian or senior most guardian as determined in the order in which name stands in the document(s) received by the Company advising of the guardianship.	<b>non compos mentis and minor may vote</b>
99.	Subject to the provisions of the Act and other provisions of these Articles, any person entitled under the Transmission Clause to any shares may vote at any general meeting in respect thereof as if he was the registered holder of such shares, provided that at least 48 (forty eight) hours before the time of holding the meeting or adjourned meeting, as the case may be, at which he proposes to vote, he shall duly satisfy the Board of his right to such shares unless the Board shall have previously admitted his right to vote at such meeting in respect thereof.	<b>Votes in respect of shares of deceased or insolvent members, etc.</b>
100.	Any business other than that upon which a poll has been demanded may be proceeded with, pending the taking of the poll.	<b>Business may proceed pending poll</b>
101.	No member shall be entitled to vote at any general meeting unless all calls or other sums presently payable by him in respect of shares in the Company have been paid or in regard to which the Company has exercised any right of lien. The Register of Members shall be conclusive evidence of the payment of calls, liens or other sums and in case of any error in the Register of Members, it shall not invalidate the proceedings of the Meeting.	<b>Restriction on voting rights</b>
102.	A member is not prohibited from exercising his voting on the ground that he has not held his share or other interest in the Company for any specified period preceding the date on which the vote is taken.	<b>Restriction on exercise of voting rights in other cases to be void</b>
103.	Any member whose name is entered in the register of members of the Company shall enjoy the same rights and be subject to the same liabilities as all other members of the same class.	<b>Equal rights of members</b>
<b>PROXY</b>		
104.	(1) Any member entitled to attend and vote at a general meeting may do so either personally or through his constituted attorney or through another person as a proxy on his behalf, for that meeting.	<b>Member may vote in person or otherwise</b>
	(2) The instrument appointing a proxy and the power-of attorney or other authority, if any, under which it is signed or a authorize copy of that power or authority, shall be deposited at the registered office of the Company not less than 48 hours before the time for holding the meeting or adjourned meeting at which the person named in the instrument proposes to vote, or, in the case of a poll, not less than 24 hours before the time appointed for the taking of the poll and in default the instrument of proxy shall not be treated as valid.	<b>Proxies when to be deposited</b>
105.	An instrument appointing a proxy shall be in the form as prescribed in the Rules made under section 105 of the Act.	<b>Form of proxy</b>
106.	A vote given in accordance with the terms of an instrument of proxy shall be valid, notwithstanding the previous death or insanity of the principal or the revocation of the proxy or of the authority under which the proxy was executed, or the transfer of the shares in respect of which the proxy is given:  Provided that no intimation in writing of such death, insanity, revocation or transfer shall have been received by the Company at its office before the commencement of the meeting or adjourned meeting at which the proxy is used.	<b>Proxy to be valid notwithstanding death of the principal</b>

<b>BOARD OF DIRECTORS</b>		
107.	<p>(1) The number of directors shall not be less than 3 (three) and shall not be more than 15 (fifteen). The Company by a special resolution may increase the number of directors more than fifteen in compliance with the Act.</p> <p>(2) The following shall be the first directors of the Company:</p> <p style="margin-left: 40px;">(i) Pavan Kumar Bajaj</p> <p style="margin-left: 40px;">(ii) Karan Bajaj</p> <p style="margin-left: 40px;">(iii) Astha Vijay Bhardwaj</p> <p>(3) The same individual may, at the same time, be appointed as the Chairperson of the Company as well as the Managing Director, Whole-time Director or Chief Executive Officer of the Company.</p>	<p><b>Board of Directors</b></p> <p><b>First Directors</b></p> <p><b>Same individual may be Chairperson and Managing Director/ Chief Executive Officer</b></p>
108.	Subject to the provisions of the Act, the Board shall have the power to determine the directors whose period of office is or is not liable to determination by retirement of directors by rotation.	<b>Directors not liable to retire by rotation</b>
109.	(1) The remuneration of the directors shall, in so far as it consists of a monthly payment, be deemed to accrue from day-to-day.	<b>Remuneration of directors</b>
	<p>(2) In addition to the remuneration payable to them in pursuance of the Act, the directors may be paid all travelling, hotel and other expenses properly incurred by them—</p> <p style="margin-left: 40px;">(a) in attending and returning from meetings of the Board of Directors or any committee thereof or general meetings of the Company; or</p> <p style="margin-left: 40px;">(b) in connection with the business of the Company.</p>	<b>Travelling and other expenses</b>
110.	All cheques, promissory notes, drafts, <i>hundis</i> , bills of exchange and other negotiable instruments, and all receipts for monies paid to the Company, shall be signed, drawn, accepted, endorsed, or otherwise executed, as the case may be, by such person and in such manner as the Board shall from time to time by resolution determine.	<b>Execution of negotiable instruments</b>
111.	(1) Subject to the provisions of Sections 149 & 161 of the Act, the Board shall have power at any time, and from time to time, to appoint a person as an additional director, provided the number of the directors and additional directors together shall not at any time exceed the maximum strength fixed for the Board by the Articles.	<b>Appointment of additional directors</b>
	(2) Such person shall hold office only up to the date of the next annual general meeting of the Company but shall be eligible for appointment by the Company as a director at that meeting subject to the provisions of the Act.	<b>Duration of office of additional director</b>
112.	(1) The Board may appoint an alternate director to act for a director (hereinafter in this Article called “the Original Director”) during his absence for a period of not less than three months from India. No person shall be appointed as an alternate director for an independent director unless he is qualified to be appointed as an independent director under the provisions of the Act.	<b>Appointment of alternate director</b>
	(2) An alternate director shall not hold office for a period longer than that permissible to the Original Director in whose place he has been appointed and shall vacate the office if and when the Original Director returns to India.	<b>Duration of office of alternate director</b>
	(3) If the term of office of the Original Director is determined before he returns to India the automatic reappointment of retiring directors in default of another appointment shall apply to the Original Director and not to the alternate director.	<b>Re-appointment provisions applicable to Original Director</b>

113.	The Board may appoint any person as a director nominated by any institution in pursuance of the provisions of any law for the time being in force or of any agreement.	<b>Nominee Director</b>
114.	(1) If the office of any director appointed by the Company in general meeting is vacated before his term of office expires in the normal course, the resulting casual vacancy may, in default of and subject to any regulations in the Articles of the Company, be filled by the Board of Directors at a meeting of the Board.	<b>Appointment of director to fill a casual vacancy</b>
	(2) Provided, that the director so appointed shall hold office only up to the date up to which the director in whose place he is appointed would have held office if it had not been vacated.	<b>Duration of office of Director appointed to fill casual vacancy</b>
<b>POWERS OF BOARD</b>		
115.	The management of the business of the Company shall be vested in the Board and the Board may exercise all such powers, and do all such acts and things, as the Company is by the memorandum of association or otherwise authorized to exercise and do, and, not hereby or by the statute or otherwise directed or required to be exercised or done by the Company in general meeting but subject nevertheless to the provisions of the Act and other laws and of the memorandum of association and these Articles and to any regulations, not being inconsistent with the memorandum of association and these Articles or the Act, from time to time made by the Company in general meeting provided that no such regulation shall invalidate any prior act of the Board which would have been valid if such regulation had not been made.	<b>General powers of the Company vested in Board</b>
<b>PROCEEDINGS OF THE BOARD</b>		
116.	(1) The Board of Directors may meet for the conduct of business, adjourn and otherwise regulate its meetings, as it thinks fit.	<b>When meeting to be convened</b>
	(2) The Chairperson or any one Director with the previous consent of the Chairperson may, or the company secretary on the direction of the Chairperson shall, at any time, summon a meeting of the Board.	<b>Who may summon Board meeting</b>
	(3) The quorum for a Board meeting shall be as provided in the Act.	<b>Quorum for Board meetings</b>
	(4) The participation of directors in a meeting of the Board may be either in person or through video conferencing or other audio-visual means as may be prescribed by the Rules or permitted under law.	<b>Participation at Board meetings</b>
117.	(1) Save as otherwise expressly provided in the Act, questions arising at any meeting of the Board shall be decided by a majority of votes.  (2) In case of an equality of votes, the Chairperson of the Board, if any, shall have a second or casting vote.	<b>Questions at Board meeting how decided</b>  <b>Casting vote of Chairperson at Board meeting</b>
118.	The continuing directors may act notwithstanding any vacancy in the Board; but, if and so long as their number is reduced below the quorum fixed by the Act for a meeting of the Board, the continuing directors or director may act for the purpose of increasing the number of directors to that fixed for the quorum, or of summoning a general meeting of the Company, but for no other purpose.	<b>Directors not to act when number falls below minimum</b>
119.	(1) The Chairperson of the Company shall be the Chairperson of the meetings of the Board. In his / her absence, the Board may elect a Chairperson of its meetings and determine the period for which he is to hold office.	<b>Who to preside at meetings of the Board</b>

	(2) If no such Chairperson is elected, or if at any meeting the Chairperson is not present within fifteen minutes after the time appointed for holding the meeting, the directors present may choose one of their number to be Chairperson of the meeting.	<b>Directors to elect a Chairperson</b>
120.	(1) The Board may, subject to the provisions of the Act, delegate any of its powers to Committees consisting of such member or members of its body as it thinks fit.	<b>Delegation of powers</b>
	(2) Any Committee so formed shall, in the exercise of the powers so delegated, conform to any regulations that may be imposed on it by the Board.	<b>Committee to conform to Board regulations</b>
	(3) The participation of directors in a meeting of the Committee may be either in person or through video conferencing or other audio-visual means, as may be prescribed by the Rules or permitted under law.	<b>Participation at Committee meetings</b>
121.	(1) A Committee may elect a Chairperson of its meetings unless the Board, while constituting a Committee, has appointed a Chairperson of such Committee.	<b>Chairperson of Committee</b>
	(2) If no such Chairperson is elected, or if at any meeting the Chairperson is not present within fifteen minutes after the time appointed for holding the meeting, the members present may choose one of their members to be Chairperson of the meeting.	<b>Who to preside at meetings of Committee</b>
122.	(1) A Committee may meet and adjourn as it thinks fit.	<b>Committee to meet</b>
	(2) Questions arising at any meeting of a Committee shall be determined by a majority of votes of the members present.	<b>Questions at Committee meeting how decided</b>
	(3) In case of an equality of votes, the Chairperson of the Committee or Meeting shall have a second or casting vote.	<b>Casting vote of Chairperson at Committee meeting</b>
123.	All acts done in any meeting of the Board or of a Committee thereof or by any person acting as a director, shall, notwithstanding that it may be afterwards discovered that there was some defect in the appointment of any one or more of such directors or of any person acting as aforesaid, or that they or any of them were disqualified or that his or their appointment had terminated, be as valid as if every such director or such person had been duly appointed and was qualified to be a director.	<b>Acts of Board or Committee valid notwithstanding defect of appointment</b>
124.	Subject to the provisions of the Act, a resolution of the Board may be passed by circulation, if the resolution has been circulated in draft, along with necessary documents, if any, to all Directors or members of the Committee, as the case may be, at their address registered with the Company in India by hand delivery or by post or by courier or through electronics means and has been approved by majority of Directors or Members, who are entitled to vote on the resolution.	<b>Passing of resolution by circulation</b>
<b>CHIEF EXECUTIVE OFFICER, MANAGING DIRECTOR, WHOLE-TIME DIRECTOR COMPANY SECRETARY OR CHIEF FINANCIAL OFFICER</b>		
125.	(a) Subject to the provisions of the Act, every whole-time key managerial personnel of the Company shall be appointed by means of a resolution of the Board containing the terms and conditions of the appointment including the remuneration. Whole-time key managerial personnel of the Company so appointed may be removed in pursuance to the applicable provisions of the Act.	<b>Chief Executive Officer, etc.  Director may be chief executive</b>

	<p>(b) Subject to the provisions of the Act, the Directors may from time to time appoint or re-appoint one or more of their Body to be Managing Director (in which expression shall be included a Joint Managing Director) or whole-time Director or whole time Directors of the Company for such term not exceeding five years at a time as they may think fit, and may from time to time remove or dismiss him/her or them from office and appoint another or others in his/her or their places.</p> <p>(c) A director may be appointed as chief executive officer, manager, company secretary or chief financial officer.</p>	<b>officer, etc.</b>
<b>REGISTERS AND INSPECTION THEROF AND OTHER DOCUMENTS</b>		
126.	<p>The Company shall, in terms of the provisions of Section 88 of the Act and the provisions of the Depositories Act, 1996 and other applicable Law, keep and maintain at its registered office all statutory registers namely, register of charges, register of members, register of debenture holders, register of any other security holders, the register and index of beneficial owners and annual return, register of loans, guarantees, security and acquisitions, register of investments not held in its own name and register of contracts and arrangements for such duration as the Board may, unless otherwise prescribed, decide, and in such manner and containing such particulars as prescribed by the Act and the Rules. The registers and copies of annual return shall be open for inspection during 11.00 a.m. to 1.00 p.m. on each business day at the registered office of the Company by the persons entitled thereto provided such person gives at least 7 days' notice of his intention to do so, on payment of such fees as may be fixed by the Board but not exceeding the limits prescribed by the Rules. Such person if authorized by the Act and the Rules, can also take copies of such registers by paying a maximum fee as prescribed in the Act per page or part thereof to the Company. The Company shall take steps to provide the copies of the registers to such person within 7 days of receipt of the fees. The Board, if deem fit, may waive off this fee.</p> <p>The Company shall, on being so required by a Member, send to him within seven days of the request and subject to payment of a maximum fee as prescribed in the Act for each copy of the documents specified in Section 17 of the Act. The Board, if deem fit, may waive off this fee.</p>	<b>Statutory registers</b>
127.	<p>(a) The Company may exercise the powers conferred on it by the Act with regard to the keeping of a foreign register; and the Board may (subject to the provisions of the Act) make and vary such regulations as it may think fit respecting the keeping of any such register.</p> <p>(b) The foreign register shall be open for inspection and may be closed, and extracts may be taken there from and copies thereof may be required, in the same manner, <i>mutatis mutandis</i>, as is applicable to the register of members.</p>	<b>Foreign register</b>
<b>THE SEAL</b>		
128.	<p>(1) The Board shall provide a Common Seal for the purposes of the Company and shall have power from time to time to destroy the same and substitute a new seal in lieu thereof and the Board shall provide for the safe custody of the Seal and the seal shall never be used except by the authority of the Board or a committee of the Board previously given.</p> <p>(2) The seal of the Company shall not be affixed to any instrument except by the authority of a resolution of the Board or of a Committee of the Board authorized by it in that behalf, and except in the presence of two directors and of the secretary or such other person as the Board may appoint for the purpose and those two directors and the secretary or other person aforesaid shall sign every instrument to which the seal of the Company so affixed in their presence.</p>	<b>The seal, its custody and use Affixation of seal</b>
<b>DIVIDENDS AND RESERVE</b>		

129.	The Company in general meeting may declare dividends, but no dividend shall exceed the amount recommended by the Board.	<b>Company in general meeting may declare dividends</b>
130.	Subject to the provisions of section 123 of the Act, the Board may from time to time pay to the members such interim dividends of such amount on such class of shares and at such times as it may think fit.	<b>Interim dividends</b>
131.	<p>(1) The Board may, before recommending any dividend, set aside out of the profits of the Company such sums as it thinks fit as a reserve or reserves which shall, at the discretion of the Board, be applied for any purpose to which the profits of the Company may be properly applied, including provision for meeting contingencies or for authorized dividends; and pending such application, may, at the like discretion, either be employed in the business of the Company or be invested in such investments (other than shares of the Company) as the Board may, from time to time, think fit.</p> <p>(2) The Board may also carry forward any profits which it may consider necessary not to divide, without setting them aside as a reserve.</p>	<p><b>Dividends only to be paid out of profits.</b></p> <p><b>Carry forward of profits</b></p>
132.	<p>(1) Subject to the rights of persons, if any, entitled to shares with special rights as to dividends, all dividends shall be declared and paid according to the amounts paid or credited as paid on the shares in respect whereof the dividend is paid, but if and so long as nothing is paid upon any of the shares in the Company, dividends may be declared and paid according to the amounts of the shares.</p> <p>(2) That any amount paid-up in advance of calls on any share may carry interest but shall not entitle the holder of the share to participate in respect thereof, in dividend subsequently declared.</p> <p>(3) All dividends shall be apportioned and paid proportionately to the amounts paid or credited as paid on the shares during any portion or portions of the period in respect of which the dividend is paid; but if any share is issued on terms providing that it shall rank for dividend as from a particular date such share shall rank for dividend accordingly.</p>	<p><b>Division of profits</b></p> <p><b>Payments in advance</b></p> <p><b>Dividends to be apportioned</b></p>
133.	<p>(1) The Board may deduct from any dividend payable to any member all sums of money, if any, presently payable by him to the Company on account of calls or otherwise in relation to the shares of the Company.</p> <p>(2) The Board may retain dividends payable upon shares in respect of which any person is, under the Transmission Clause hereinbefore contained, entitled to become a member, until such person shall become a member in respect of such shares.</p> <p>(3) If the Company has declared a Dividend but which has not been paid or the Dividend warrant in respect thereof has not been posted or sent within 30 (thirty) days from the date of declaration, transfer the total amount of dividend, which remained unpaid or unclaimed within 7 (seven) days from the date of expiry of the said period of 30 (thirty) days to a special account to be opened by the Company in that behalf in any scheduled bank. Any money so transferred to the unpaid Dividend account of the Company which remains unpaid or unclaimed for a period of 7 (seven) years from the date of such transfer, shall be transferred by the Company to the Fund established under sub-section (1) of Section 125 of the Act, viz. "Investors Education and Protection Fund".</p> <p>(4) There shall be no forfeiture of unclaimed dividends before the claim becomes barred by law</p>	<p><b>No member to receive dividend whilst indebted to the Company and Company's right to reimbursement there from</b></p> <p><b>Retention of dividends</b></p> <p><b>Transfer of unclaimed dividend</b></p> <p><b>Forfeiture of unclaimed dividends</b></p>

134.	<p>(1) Any dividend, interest or other monies payable in cash in respect of shares may be paid by electronic mode or by cheque or warrant sent through the post directed to the registered address of the holder or, in the case of joint holders, to the registered address of that one of the joint holders who is first named on the register of members, or to such person and to such address as the holder or joint holders may in writing direct.</p> <p>(2) Every such cheque or warrant shall be made payable to the order of the person to whom it is sent.</p> <p>(3) Payment in any way whatsoever shall be made at the risk of the person entitled to the money paid or to be paid. The Company will not be responsible for a payment which is lost or delayed. The Company will be deemed to having made a payment and received a good discharge for it if a payment using any of the foregoing permissible means is made.</p>	<p><b>Dividend how remitted</b></p> <p><b>Instrument of payment</b></p> <p><b>Discharge to Company</b></p>
135.	Any one of two or more joint holders of a share may give effective receipts for any dividends, bonuses or other monies payable in respect of such share.	<b>Receipt of one holder sufficient</b>
136.	No dividend shall bear interest against the Company.	<b>No interest on dividends</b>
137.	The waiver in whole or in part of any dividend on any share by any document (whether or not under seal) shall be effective only if such document is signed by the member (or the person entitled to the share in consequence of the death or bankruptcy of the holder) and delivered to the Company and if or to the extent that the same is accepted as such or acted upon by the Board.	<b>Waiver of dividends</b>
<b>ACCOUNTS</b>		
138.	<p>(1) The books of account and books and papers of the Company, or any of them, shall be open to the inspection of directors in accordance with the applicable provisions of the Act and the Rules.</p> <p>(2) No member (not being a director) shall have any right of inspecting any books of account or books and papers or document of the Company except as conferred by law or authorised by the Board or by the Company in a general meeting.</p>	<p><b>Inspection by Directors</b></p> <p><b>Restriction on inspection by members</b></p>
<b>WINDING UP</b>		
139.	<p>Subject to the applicable provisions of Chapter XX of the Act and the Rules made there under -</p> <p>(a) If the Company shall be wound up, the liquidator may, with the sanction of a special resolution of the Company and any other sanction required by the Act, divide amongst the members, in specie or kind, the whole or any part of the assets of the Company, whether they shall consist of property of the same kind or not.</p> <p>(b) For the purpose aforesaid, the liquidator may set such value as he deems fair upon any property to be divided as aforesaid and may determine how such division shall be carried out as between the members or different classes of members.</p> <p>(c) The liquidator may, with the like sanction, vest the whole or any part of such assets in trustees upon such trusts for the benefit of the contributories if he considers necessary, but so that no member shall be compelled to accept any shares or other securities whereon there is any liability.</p>	<b>Winding up of Company</b>
<b>INDEMNITY AND INSURANCE</b>		
140.	(a) Subject to the provisions of the Act, every officer of the Company shall be indemnified by the Company out of the funds of the Company, to pay all costs, losses and expenses (including travelling expense) which such officer may incur or become liable for by reason of any contract entered	<b>Directors and officers right to indemnity</b>

	<p>into or act or deed done by him in his capacity as such officer or in any way in the discharge of his duties in such capacity including expenses.</p> <p>(b) Subject as aforesaid, every officer of the Company shall be indemnified against any liability incurred by him in defending any proceedings, whether civil or criminal in which judgment is given in his favour or in which he is acquitted or discharged or in connection with any application under applicable provisions of the Act in which relief is given to him by the Court.</p> <p>(c) The Company may take and maintain any insurance as the Board may think fit on behalf of its present and/or former directors and key managerial personnel for indemnifying all or any of them against any liability for any acts in relation to the Company for which they may be liable but have acted honestly and reasonably.</p>	<b>Insurance</b>
141.	Every Director, Manager, Auditor, Treasurer, Trustee, Member of a Committee, Officer, Servant, Agent, Accountant or other person employed in the business of the Company shall, if so required by the Directors, before entering upon his duties, sign a declaration pleading himself to observe strict secrecy respecting all transactions and affairs of the Company with the customers and the state of the accounts with individuals and in matters relating thereto, and shall by such declaration pledge himself not to reveal any of the matter which may come to his knowledge in the discharge of his duties except when required so to do by the Directors or by any meeting or by a Court of Law and except so far as may be necessary in order to comply with any of the provisions in these presents contained.	<b>Secrecy</b>
<b>GENERAL POWER</b>		
142.	Wherever in the Act, it has been provided that the Company shall have any right, privilege or authority or that the Company could carry out any transaction only if the Company is so authorized by its articles, then and in that case this Article authorizes and empowers the Company to have such rights, privileges or authorities and to carry out such transactions as have been permitted by the Act, without there being any specific Article in that behalf herein provided.	<b>General power</b>



## SECTION IX: OTHER INFORMATION

### MATERIAL CONTRACTS AND DOCUMENTS FOR INSPECTION

The copies of the following documents and contracts which have been entered or are to be entered into by our Company (not being contracts entered into in the ordinary course of business carried on by our Company or contracts entered into more than two years before the date of this Red Herring Prospectus) which are or may be deemed material will be attached to the copy of this Red Herring Prospectus and the Prospectus, as applicable, which will be delivered to the RoC for filing. Copies of the above-mentioned documents and contracts and also the documents for inspection referred to hereunder, except for such contracts and documents that will be executed subsequent to the completion of the Bid/Issue Closing Date may be inspected at the Registered Office between 10 a.m. and 5 p.m. on all Working Days and shall also be available on the website of our Company at <https://www.electronicmartindia.com/investors> from date of this Red Herring Prospectus until the Bid/ Issue Closing Date.

#### A. Material Contracts for the Issue

1. Issue Agreement dated September 20, 2021, between our Company and the BRLMs.
2. Registrar Agreement dated September 16, 2021, between our Company and the Registrar to the Issue.
3. Cash Escrow and Sponsor Bank Agreement dated September 22, 2022, between our Company, the Registrar to the Issue, the BRLMs, the Syndicate Members, the Escrow Collection Bank, Sponsor Banks, Public Issue Bank and the Refund Bank.
4. Syndicate Agreement dated September 22, 2022, between our Company, the BRLMs, the Registrar to the Issue and Syndicate Members.
5. Monitoring Agency Agreement dated September 22, 2022, entered into between our Company and the Monitoring Agency.
6. Underwriting Agreement dated [●] between our Company and the Underwriters.

#### B. Material Documents

1. Certified copies of the MoA and AoA of our Company as amended from time to time.
2. Certificate of incorporation dated September 10, 2018.
3. Resolution of the Board and Shareholders dated April 14, 2021 and April 19, 2021, respectively, authorising the Issue.
4. Resolution of the Board dated September 23, 2022, approving this Red Herring Prospectus.
5. Copies of Audited Special Purpose Standalone and Consolidated Interim Financial Statements for the three month period ended June 30, 2022.
6. Copies of the standalone and consolidated annual reports of our Company for the Financial Years 2022, 2021 and 2020.
7. Copies of the annual reports of our Subsidiaries for the Financial Years 2022, 2021 and 2020.
8. The report dated September 15, 2022, on the statement of special direct tax benefits from the Statutory Auditors.
9. The report dated September 15, 2022, on the statement of special indirect tax benefits from the Statutory Auditors.
10. The examination report dated September 15, 2022, of the Statutory Auditor, on our Restated Consolidated Financial Information, included in this Red Herring Prospectus along with the Restated Consolidated Financial Information.

11. Written consent of the Directors, the BRLMs, CRISIL, the Syndicate Members, Legal Counsel to our Company as to Indian Law, Legal Counsel to the BRLMs as to Indian Law, International Legal Counsel to the BRLMs, Registrar to the Issue, Banker to the Issue, Banker to our Company, Monitoring Agency, Company Secretary and Compliance Officer, as referred to in their specific capacities.
12. Written consent dated September 15, 2022, from the Statutory Auditors to include their name as an 'expert' as defined under Section 2(38) read with Section 26 of the Companies Act, in relation to the Restated Consolidated Financial Information, the examination report on the Restated Consolidated Financial Information, and the statement of special tax benefits included in this Red Herring Prospectus and to be included in the Prospectus.
13. Written consent dated August 31, 2022, from the independent chartered engineer, namely M. Nagi Reddy, independent chartered engineer, to include their name in this Red Herring Prospectus and as an "expert" as defined under Section 2(38) of the Companies Act, 2013, in relation to his certificate dated August 31, 2022 certifying the estimated cost of establishment of new stores and warehouses, and such consent has not been withdrawn as on the date of this Red Herring Prospectus.
14. Written consent dated September 15, 2022, from the independent chartered accountant, namely Komandoor & Co LLP, Chartered Accountants, to include their name in this Red Herring Prospectus and the Prospectus and as an "expert" as defined under Section 2(38) of the Companies Act, 2013.
15. Report titled '*Assessment of Electronic Retailing in India*' dated September 8, 2022, by CRISIL.
16. Due diligence certificate dated September 20, 2021, addressed to SEBI from the BRLMs.
17. In principle listing approval dated October 7, 2021 and October 6, 2021 issued by BSE and NSE, respectively.
18. Tripartite agreement dated December 3, 2018 between our Company, NSDL and the Registrar to the Issue.
19. Tripartite agreement dated December 4, 2018 between our Company, CDSL and the Registrar to the Issue.
20. SEBI final observation letter bearing reference number SEBI/SRO/SG/JP/OW/P/2021/33600/1 dated November 22, 2021.

Any of the contracts or documents mentioned in this Red Herring Prospectus may be amended or modified at any time if so required in the interest of our Company or if required by the other parties, without notice to the shareholders subject to compliance of the provisions contained in the Companies Act and other relevant statutes.

## **DECLARATION**

I hereby certify and declare that all relevant provisions of the Companies Act and the guidelines or regulations issued by the Government of India or the guidelines or regulations issued by the SEBI, established under Section 3 of the SEBI Act, as the case may be, have been complied with and no statement made in this Red Herring Prospectus is contrary to the provisions of the Companies Act, the SCRA, the SCRR, the SEBI Act or rules made or guidelines or regulations issued thereunder, as the case may be. I further certify that all statements in this Red Herring Prospectus are true and correct.

### **SIGNED BY DIRECTOR OF OUR COMPANY**

**Pavan Kumar Bajaj**

Chairman and Managing Director

**Place:** Hyderabad

**Date:** September 23, 2022

## **DECLARATION**

I hereby certify and declare that all relevant provisions of the Companies Act and the guidelines or regulations issued by the Government of India or the guidelines or regulations issued by the SEBI, established under Section 3 of the SEBI Act, as the case may be, have been complied with and no statement made in this Red Herring Prospectus is contrary to the provisions of the Companies Act, the SCRA, the SCRR, the SEBI Act or rules made or guidelines or regulations issued thereunder, as the case may be. I further certify that all statements in this Red Herring Prospectus are true and correct.

### **SIGNED BY DIRECTOR OF OUR COMPANY**

**Karan Bajaj**

Chief Executive Officer and Whole-time Director

**Place:** Hyderabad

**Date:** September 23, 2022

## **DECLARATION**

I hereby certify and declare that all relevant provisions of the Companies Act and the guidelines or regulations issued by the Government of India or the guidelines or regulations issued by the SEBI, established under Section 3 of the SEBI Act, as the case may be, have been complied with and no statement made in this Red Herring Prospectus is contrary to the provisions of the Companies Act, the SCRA, the SCRR, the SEBI Act or rules made or guidelines or regulations issued thereunder, as the case may be. I further certify that all statements in this Red Herring Prospectus are true and correct.

### **SIGNED BY DIRECTOR OF OUR COMPANY**

**Astha Bajaj**

Executive Director and Whole-time Director

**Place:** Hyderabad

**Date:** September 23, 2022

## **DECLARATION**

I hereby certify and declare that all relevant provisions of the Companies Act and the guidelines or regulations issued by the Government of India or the guidelines or regulations issued by the SEBI, established under Section 3 of the SEBI Act, as the case may be, have been complied with and no statement made in this Red Herring Prospectus is contrary to the provisions of the Companies Act, the SCRA, the SCRR, the SEBI Act or rules made or guidelines or regulations issued thereunder, as the case may be. I further certify that all statements in this Red Herring Prospectus are true and correct.

### **SIGNED BY DIRECTOR OF OUR COMPANY**

**Anil Rajendra Nath**  
Independent Director

**Place:** Mumbai

**Date:** September 23, 2022

## **DECLARATION**

I hereby certify and declare that all relevant provisions of the Companies Act and the guidelines or regulations issued by the Government of India or the guidelines or regulations issued by the SEBI, established under Section 3 of the SEBI Act, as the case may be, have been complied with and no statement made in this Red Herring Prospectus is contrary to the provisions of the Companies Act, the SCRA, the SCRR, the SEBI Act or rules made or guidelines or regulations issued thereunder, as the case may be. I further certify that all statements in this Red Herring Prospectus are true and correct.

### **SIGNED BY DIRECTOR OF OUR COMPANY**

**Mirza Ghulam Muhammad Baig**  
Independent Director

**Place:** New Jersey, USA

**Date:** September 23, 2022

## **DECLARATION**

I hereby certify and declare that all relevant provisions of the Companies Act and the guidelines or regulations issued by the Government of India or the guidelines or regulations issued by the SEBI, established under Section 3 of the SEBI Act, as the case may be, have been complied with and no statement made in this Red Herring Prospectus is contrary to the provisions of the Companies Act, the SCRA, the SCRR, the SEBI Act or rules made or guidelines or regulations issued thereunder, as the case may be. I further certify that all statements in this Red Herring Prospectus are true and correct.

### **SIGNED BY DIRECTOR OF OUR COMPANY**

**Jyotsna Angara**  
Independent Director

**Place:** Hyderabad

**Date:** September 23, 2022



## **DECLARATION**

I hereby certify and declare that all relevant provisions of the Companies Act and the guidelines or regulations issued by the Government of India or the guidelines or regulations issued by the SEBI, established under Section 3 of the SEBI Act, as the case may be, have been complied with and no statement made in this Red Herring Prospectus is contrary to the provisions of the Companies Act, the SCRA, the SCRR, the SEBI Act or rules made or guidelines or regulations issued thereunder, as the case may be. I further certify that all statements in this Red Herring Prospectus are true and correct.

### **SIGNED BY CHIEF FINANCIAL OFFICER**

**Premchand Devarakonda**

**Place:** Hyderabad

**Date:** September 23, 2022